

WEST CHESTER AREA SCHOOL DISTRICT  
*Property & Finance Committee Meeting*  
Monday – October 19, 2020  
6:30 p.m.

ZOOM Meeting

AGENDA

- Approval of September 29, 2020 P&FC Minutes (see attached) Mr. Bevilacqua
- Review of Budget Forecast Model (see attached) Mr. Scully
- Review of 2021-22 Enrollment Projections (see attached) Mr. Scully
- Approval of 2021-22 Building Budget Allocations (see attached) Mr. Scully
- Update on Sale of 829 Paoli Pike (no attachment) Mr. Campbell
- Update on Construction of Greystone Elementary School (no attachment) Mr. Campbell

~~~~~

(Board & Public)

*Members of the public wishing to provide comments on committee agenda items may submit comments electronically using the google form link until 12 noon on the day of the meeting. The link is live once the committee packet has been posted publicly. Please limit your comments to two (2) minutes. Comments duly submitted will be noted and (as practical) read or summarized during the meeting.*

Committee Meeting Minutes  
 WEST CHESTER AREA SCHOOL DISTRICT  
 Tuesday, September 29, 2020 – Property & Finance Committee (VIA ZOOM)

Attending Committee Members: Mr. Gary Bevilacqua-Chair, Mr. Brian Gallen, Dr. Karen Herrmann, Mr. Randell Spackman

Other Board Members: Ms. Joyce Chester, Mr. Daryl Durnell, Dr. Kate Shaw, Mrs. Sue Tiernan

Administration: Mr. John Scully, Dr. James Scanlon, Mr. Kevin Campbell, Mr. Justin Matys, Dr. Bob Sokolowski, Dr. Leigh Ann Ranieri, Dr. Sara Missett, Mr. Michael Wagman

Also Present: Members of the public

|                                                                                                                                                                                                                                                                                                                                                                                                                                                                                                                                                                                                                                                                                                                                                                                                                                                                                                                                                                                                                                                                                                                                                                                                                                                                                                                                                                                                                                                                                                                                                                                                                        |                |
|------------------------------------------------------------------------------------------------------------------------------------------------------------------------------------------------------------------------------------------------------------------------------------------------------------------------------------------------------------------------------------------------------------------------------------------------------------------------------------------------------------------------------------------------------------------------------------------------------------------------------------------------------------------------------------------------------------------------------------------------------------------------------------------------------------------------------------------------------------------------------------------------------------------------------------------------------------------------------------------------------------------------------------------------------------------------------------------------------------------------------------------------------------------------------------------------------------------------------------------------------------------------------------------------------------------------------------------------------------------------------------------------------------------------------------------------------------------------------------------------------------------------------------------------------------------------------------------------------------------------|----------------|
| Action or outcomes from the meeting: (Unless noted, all votes were 4-0.)                                                                                                                                                                                                                                                                                                                                                                                                                                                                                                                                                                                                                                                                                                                                                                                                                                                                                                                                                                                                                                                                                                                                                                                                                                                                                                                                                                                                                                                                                                                                               |                |
| The committee approved the August 17, 2020 Property & Finance Committee Minutes.                                                                                                                                                                                                                                                                                                                                                                                                                                                                                                                                                                                                                                                                                                                                                                                                                                                                                                                                                                                                                                                                                                                                                                                                                                                                                                                                                                                                                                                                                                                                       | Mr. Bevilacqua |
| Mr. Scully reviewed the Budget Forecast Model and the changes from the previous model on pages 5 & 6 – 2019-20 changes to expenses include increases in salaries of \$25,550, benefits of \$24,457, and professional & technical services of \$62,670; decreases in expenses include other services of \$45,566, supplies of \$12,619, other objects of \$403, and property of \$3,687 which overall total an increase in expenses of \$50,402. There was an increase to 2019-20 federal revenue in the amount of \$27,772 and a reduction in local revenue of \$403. The net impact of 2019-20 changes total (\$23,033) which will reduce the fund balance designation for future millage increases. The 2020-21 changes to expenses include increases to expenses due to the CARES Grant Expenses for Salaries of \$50,295, Benefits \$21,205, and Supplies \$136,919; the GEER Special Ed Grant Expenses for Prof & Tech Services of \$101,799, and the PCCD Federal Grant Expenses for Supplies of \$531,013 for a total increase in Expenses of \$841,231. The increases in Revenues include increases in State Revenues for the CARES Grant \$208,419 and GEER Special Ed Grant \$101,799 and increases in Federal Revenue for the PCCD Federal Grant \$531,013. The net increase in 2020-21 revenue projections totaled \$841,231. The changes to the 2020-21 projections and the impact of the 2019-20 projection changes resulted in a net decrease of \$23,033 which will decrease the fund balance designation for future millage increases. This is an informational item and no Board action is required. | Mr. Scully     |
| Mr. Scully reviewed the 2021-22 Budget Calendar. The calendar reflects the timeline for September 2020 through budget adoption at the May 2021 board meeting. At the December 21, 2020 board meeting, the board will need to vote to either reserve the right to apply for Act 1 exceptions or approve a resolution indicating they will not raise taxes above the Act 1 index for the 2021-22 budget. The committee discussed the timeline and the December 2020 meeting. The committee recommended approval of the 2021-22 Budget Calendar.                                                                                                                                                                                                                                                                                                                                                                                                                                                                                                                                                                                                                                                                                                                                                                                                                                                                                                                                                                                                                                                                          | Mr. Scully     |
| Mr. Scully discussed the real estate tax collection periods for the 2020-21 school year. In late July, the Governor signed Senate Bill 1125 which gives School Board Directors the ability to extend the qualifying time period taxpayers have to submit payment to receive a discount or to waive a penalty for failure to make timely payment of any such taxes on their current real estate bill. The District is required to send tax bills to all                                                                                                                                                                                                                                                                                                                                                                                                                                                                                                                                                                                                                                                                                                                                                                                                                                                                                                                                                                                                                                                                                                                                                                 | Mr. Scully     |

|                                                                                                                                                                                                                                                                                                                                                                                                                                                                                                                                                                                                                                                                                                                                                                                                                                                                                                                                                                                                                                         |                     |
|-----------------------------------------------------------------------------------------------------------------------------------------------------------------------------------------------------------------------------------------------------------------------------------------------------------------------------------------------------------------------------------------------------------------------------------------------------------------------------------------------------------------------------------------------------------------------------------------------------------------------------------------------------------------------------------------------------------------------------------------------------------------------------------------------------------------------------------------------------------------------------------------------------------------------------------------------------------------------------------------------------------------------------------------|---------------------|
| <p>property owners no later than July 1<sup>st</sup> of each year. The tax bill has a 2-month discount period (2%) if paid prior to August 31<sup>st</sup>, a face period of collection through October 31<sup>st</sup>, and a penalty period (10%) from November 1<sup>st</sup> through December 31<sup>st</sup>. In accordance with PA tax law, these payment periods must be clearly noted on the original tax bill. Bill 1125 was passed by Governor Wolf after the July 1<sup>st</sup> deadline by which school districts must mail their tax bills. After consideration of the negative cash flow on District finances as well as the confusion that would result from changing the payment terms on the original tax notices, the Administration recommends keeping the current payment terms in place. This is an informational item and no Board action is required.</p>                                                                                                                                                       |                     |
| <p>Mr. Scully reviewed the Addendum to the 2020-21 School Bus Transportation Contract with On the Go Kids and with George Krapf Jr. &amp; Sons. The addendum permits the District to compensate On the Go Kids and with George Krapf Jr. &amp; Sons for bussing routes that are not currently being utilized due to the pandemic. The committee recommended approval of the Addendum to the 2020-21 School Bus Transportation Contract with On the Go Kids and with George Krapf, Jr. &amp; Sons.</p>                                                                                                                                                                                                                                                                                                                                                                                                                                                                                                                                   | <p>Mr. Scully</p>   |
| <p>Mr. Campbell reviewed the recommended revisions to Board Policy 705, Safety, First Reading. The revisions reference the board-approved health and safety plans and integrate these with the school entity's overall safety rules and strategies. Policy 705 now contains language that specifically addresses face coverings, as well as other protective devices, which have always been addressed in this board policy, and states that violation of the policy and school safety rules may result in disciplinary action or denial of entry to school buildings, in accordance with the parameters of the policy and state and local health and safety orders. Accommodations will be made for individuals with disabilities and medical conditions in accordance with applicable law and board policies. Other board policies have been revised to refer back to Policy 705 for these specific health and safety provisions. The committee recommended approval of the revisions to Board Policy 705, Safety, First Reading.</p> | <p>Mr. Campbell</p> |
| <p>Items to be placed on board agenda September 29, 2020:</p> <ul style="list-style-type: none"> <li>• Approval of 2021-22 Budget Calendar</li> <li>• Approval of the Addendum to the 2020-21 School Bus Transportation Contract with On the Go Kids</li> <li>• Approval of the Addendum to the 2020-21 School Bus Transportation Contract with George Krapf Jr. &amp; Sons</li> <li>• Approval of Revised Board Policy 705, Safety, First Reading</li> </ul> <p>MEMO items for board agenda September 29, 2020:</p> <ul style="list-style-type: none"> <li>• Approval of 2020-21 Transportation Schedules</li> </ul>                                                                                                                                                                                                                                                                                                                                                                                                                   |                     |
| <p>Items to discuss at a later date:</p>                                                                                                                                                                                                                                                                                                                                                                                                                                                                                                                                                                                                                                                                                                                                                                                                                                                                                                                                                                                                |                     |
|                                                                                                                                                                                                                                                                                                                                                                                                                                                                                                                                                                                                                                                                                                                                                                                                                                                                                                                                                                                                                                         |                     |
|                                                                                                                                                                                                                                                                                                                                                                                                                                                                                                                                                                                                                                                                                                                                                                                                                                                                                                                                                                                                                                         |                     |

Next Meeting Date: October 19, 2020

West Chester Area School District  
Operating Expense History and Forecast

10/8/2020

1

|    | A                                  | AE              | AC              | AD              | AE               | AF               | AG               | AH               | AI               | AJ               |
|----|------------------------------------|-----------------|-----------------|-----------------|------------------|------------------|------------------|------------------|------------------|------------------|
|    |                                    | Actual          | Budget          | Actual          | Budget           | Projected        | Estimated        | Estimated        | Estimated        | Estimated        |
|    |                                    | 2018-19         | 2019-20         | 2019-20         | 2020-21          | 2020-21          | 2021-22          | 2022-23          | 2023-24          | 2024-25          |
| 3  | Staff                              | 153,661.8       | 165,080.4       | 153,376.6       | 169,698.1        | 169,496.6        | 179,661.4        | 185,790.3        | 191,800.7        | 197,905.3        |
| 4  | <b>Total Salaries</b>              | <b>95,606.4</b> | <b>99,526.9</b> | <b>98,130.0</b> | <b>103,129.2</b> | <b>102,987.4</b> | <b>108,106.1</b> | <b>110,595.6</b> | <b>113,012.8</b> | <b>115,385.5</b> |
| 5  | <i>Administration</i>              |                 |                 |                 |                  |                  |                  |                  |                  |                  |
| 6  | Reg Salaries                       | 8,541.5         | 8,700.4         | 9,042.3         | 9,237.3          | 9,378.9          | 9,826.4          | 10,081.9         | 10,344.1         | 10,613.0         |
| 7  | <i>Teachers</i>                    |                 |                 |                 |                  |                  |                  |                  |                  |                  |
| 8  | Reg Salaries                       | 68,446.8        | 70,435.2        | 70,120.6        | 72,910.5         | 72,576.9         | 76,618.8         | 78,130.4         | 79,681.3         | 81,272.5         |
| 9  | Extra Duty Pymnts                  | 878.6           | 1,000.5         | 896.7           | 1,090.6          | 1,140.9          | 1,031.1          | 1,051.5          | 1,072.3          | 1,093.7          |
| 10 | Sabbatical Pymnts                  | 255.9           | 200.0           | 294.7           | 300.0            | 300.0            | 300.0            | 300.0            | 300.0            | 300.0            |
| 11 | Subject Chair Pymnts               | 367.5           | 421.5           | 358.3           | 421.5            | 421.5            | 421.5            | 421.5            | 421.5            | 421.5            |
| 12 | Severance Pymnts                   | 205.6           | 392.0           | 220.1           | 392.0            | 392.0            | 400.6            | 408.5            | 416.6            | 424.9            |
| 13 | Supplemental Contracts             | 2,110.8         | 2,167.0         | 1,993.0         | 2,167.0          | 2,167.0          | 2,167.0          | 2,167.0          | 2,167.0          | 2,167.0          |
| 14 | <b>Total Teachers</b>              | <b>72,265.2</b> | <b>74,616.1</b> | <b>73,883.5</b> | <b>77,281.7</b>  | <b>76,998.3</b>  | <b>80,939.0</b>  | <b>82,478.9</b>  | <b>84,058.7</b>  | <b>85,679.7</b>  |
| 15 | <i>Technical</i>                   |                 |                 |                 |                  |                  |                  |                  |                  |                  |
| 16 | Reg Salaries                       | 3,659.6         | 3,804.2         | 3,783.4         | 4,056.9          | 4,056.9          | 4,162.3          | 4,270.5          | 4,381.5          | 4,495.4          |
| 17 | <i>Office Clerical</i>             |                 |                 |                 |                  |                  |                  |                  |                  |                  |
| 18 | Reg Salaries                       | 5,778.3         | 6,248.9         | 5,958.6         | 6,311.2          | 6,311.2          | 6,540.2          | 6,907.8          | 7,112.9          | 7,297.9          |
| 19 | <i>Crafts and Trades</i>           |                 |                 |                 |                  |                  |                  |                  |                  |                  |
| 20 | Reg Salaries                       | 5,361.8         | 6,157.4         | 5,462.2         | 6,242.2          | 6,242.2          | 6,638.1          | 6,856.6          | 7,115.6          | 7,299.6          |
| 21 |                                    |                 |                 |                 |                  |                  |                  |                  |                  |                  |
| 22 | <i>Benefits</i>                    |                 |                 |                 |                  |                  |                  |                  |                  |                  |
| 23 | Medical                            | 17,224.8        | 20,826.1        | 13,444.7        | 21,265.8         | 21,265.8         | 23,369.4         | 25,138.4         | 27,041.4         | 29,088.4         |
| 24 | Dental                             | 1,180.5         | 1,424.4         | 978.2           | 1,428.1          | 1,428.1          | 1,489.5          | 1,553.5          | 1,620.3          | 1,690.0          |
| 25 | Vision                             | 195.0           | 209.0           | 149.4           | 209.2            | 209.2            | 214.0            | 219.0            | 224.0            | 229.2            |
| 26 | Prescription                       | 4,076.1         | 5,761.4         | 3,459.6         | 5,103.6          | 5,103.6          | 5,613.9          | 6,175.3          | 6,792.9          | 7,472.1          |
| 27 | Social Security                    | 6,891.7         | 7,580.8         | 7,057.1         | 7,849.4          | 7,838.6          | 8,270.1          | 8,460.6          | 8,645.5          | 8,827.0          |
| 28 | Retirement                         | 31,584.7        | 33,950.9        | 33,218.9        | 35,390.4         | 35,341.5         | 37,782.2         | 39,394.2         | 40,820.2         | 42,231.1         |
| 29 | Tuition Reimbursement              | 427.9           | 600.0           | 370.6           | 600.0            | 600.0            | 600.0            | 600.0            | 600.0            | 600.0            |
| 30 | Life & Disability                  | 540.4           | 540.0           | 550.0           | 552.9            | 552.9            | 578.7            | 592.0            | 604.9            | 617.6            |
| 31 | Workers Comp/Unemp/Other           | 1,079.2         | 1,270.7         | 965.8           | 1,289.8          | 1,289.8          | 1,309.1          | 1,328.8          | 1,348.7          | 1,368.9          |
| 32 | <b>Total Benefits</b>              | <b>63,200.4</b> | <b>72,163.2</b> | <b>60,194.3</b> | <b>73,689.2</b>  | <b>73,629.4</b>  | <b>79,226.9</b>  | <b>83,461.7</b>  | <b>87,697.9</b>  | <b>92,124.3</b>  |
| 33 | (Less) cost sharing                | (5,145.1)       | (6,609.7)       | (4,947.7)       | (7,120.3)        | (7,120.3)        | (7,671.6)        | (8,267.0)        | (8,910.0)        | (9,604.6)        |
| 34 | <b>Net Benefits</b>                | <b>58,055.4</b> | <b>65,553.5</b> | <b>55,246.6</b> | <b>66,568.9</b>  | <b>66,509.1</b>  | <b>71,555.2</b>  | <b>75,194.7</b>  | <b>78,787.9</b>  | <b>82,519.8</b>  |
| 35 |                                    |                 |                 |                 |                  |                  |                  |                  |                  |                  |
| 36 | <i>Prof. &amp; Tech. Services</i>  | <b>17,678.1</b> | <b>21,757.9</b> | <b>15,768.5</b> | <b>21,101.9</b>  | <b>21,203.7</b>  | <b>21,750.3</b>  | <b>22,546.3</b>  | <b>23,372.0</b>  | <b>24,228.4</b>  |
| 37 | Substitute Service                 | 2,219.1         | 2,464.4         | 1,953.2         | 2,843.5          | 2,843.5          | 2,911.2          | 2,998.5          | 3,088.5          | 3,181.1          |
| 38 | Contracted Therapeutic Staff       | 1,668.8         | 2,054.7         | 1,328.2         | 2,121.0          | 2,121.0          | 2,205.8          | 2,294.1          | 2,385.8          | 2,481.3          |
| 39 | Contracted Aides- Special Ed.      | 2,046.5         | 2,756.7         | 1,228.8         | 2,900.0          | 2,900.0          | 3,016.0          | 3,136.6          | 3,262.1          | 3,392.6          |
| 40 | Contracted Aides- Other            | 315.9           | 394.2           | 136.8           | 295.0            | 295.0            | 306.8            | 319.1            | 331.8            | 345.1            |
| 41 | Contracted Special Ed. Programs    | 3,319.0         | 3,967.6         | 2,825.6         | 3,399.6          | 3,399.6          | 3,535.6          | 3,677.0          | 3,824.1          | 3,977.0          |
| 42 | Occupational/Physical Therapy      | 1,050.1         | 1,201.1         | 979.0           | 1,109.4          | 1,109.4          | 1,153.8          | 1,200.0          | 1,248.0          | 1,297.9          |
| 43 | Due Process Hearings               | 645.2           | 1,000.0         | 915.5           | 1,000.0          | 1,000.0          | 1,040.0          | 1,081.6          | 1,124.9          | 1,169.9          |
| 44 | Early Intervention                 | 267.3           | 244.9           | 231.4           | 275.5            | 275.5            | 286.6            | 298.0            | 309.9            | 322.3            |
| 45 | Extended School Year               | 774.0           | 710.0           | 605.9           | 693.0            | 693.0            | 720.7            | 749.5            | 779.5            | 810.7            |
| 46 | Alternative Education - IU         | 1,790.5         | 2,037.4         | 2,004.6         | 2,007.4          | 2,007.4          | 2,087.7          | 2,171.2          | 2,258.0          | 2,348.3          |
| 47 | Alternative Education - APT        | 1,120.7         | 1,437.8         | 1,093.1         | 990.3            | 990.3            | 1,020.0          | 1,050.6          | 1,082.1          | 1,114.5          |
| 48 | Tax Collection                     | 593.9           | 722.2           | 683.8           | 692.9            | 692.9            | 713.7            | 735.1            | 757.2            | 779.9            |
| 49 | Legal                              | 303.6           | 593.0           | 246.1           | 493.0            | 493.0            | 507.8            | 523.0            | 538.7            | 554.9            |
| 50 | Other                              | 1,563.5         | 2,173.9         | 1,536.6         | 2,281.3          | 2,383.1          | 2,244.7          | 2,312.0          | 2,381.4          | 2,452.9          |
| 51 |                                    |                 |                 |                 |                  |                  |                  |                  |                  |                  |
| 52 | <i>Purchased Property Services</i> | <b>3,558.8</b>  | <b>4,056.8</b>  | <b>3,600.2</b>  | <b>4,272.1</b>   | <b>4,272.1</b>   | <b>4,367.8</b>   | <b>4,498.8</b>   | <b>4,633.8</b>   | <b>4,772.8</b>   |
| 53 | Electricity                        | 1,571.0         | 1,788.0         | 1,573.9         | 1,739.0          | 1,739.0          | 1,838.2          | 1,893.3          | 1,950.1          | 2,008.6          |
| 54 | Water/Sewer                        | 581.9           | 573.1           | 587.2           | 621.9            | 621.9            | 664.6            | 684.5            | 705.0            | 726.2            |
| 55 | Trash Removal                      | 82.9            | 100.0           | 78.0            | 100.0            | 100.0            | 111.0            | 114.3            | 117.8            | 121.3            |
| 56 | Space Rental                       | 187.4           | 200.3           | 267.8           | 281.8            | 281.8            | 290.3            | 299.0            | 307.9            | 317.2            |
| 57 | Other                              | 1,135.6         | 1,395.4         | 1,093.3         | 1,529.4          | 1,529.4          | 1,463.8          | 1,507.7          | 1,553.0          | 1,599.6          |
| 58 |                                    |                 |                 |                 |                  |                  |                  |                  |                  |                  |
| 59 | <i>Other Services</i>              | <b>30,128.1</b> | <b>31,540.8</b> | <b>27,847.9</b> | <b>32,265.2</b>  | <b>32,265.2</b>  | <b>35,626.8</b>  | <b>37,579.8</b>  | <b>39,734.9</b>  | <b>42,062.0</b>  |
| 60 | Charter Schools                    | 8,277.9         | 9,475.6         | 7,775.7         | 8,228.6          | 8,228.6          | 10,347.7         | 11,344.8         | 12,486.8         | 13,764.2         |
| 61 | Tuition: Special Education         | 4,317.8         | 3,845.0         | 3,828.3         | 4,646.2          | 4,646.2          | 4,832.0          | 5,025.3          | 5,226.3          | 5,435.4          |
| 62 | Tuition: CAT                       | 2,738.8         | 2,559.0         | 2,557.8         | 2,562.5          | 2,562.5          | 2,964.8          | 3,185.1          | 3,437.6          | 3,701.1          |
| 63 | Tuition: Other Alt Ed Programs     | 294.1           | 188.0           | 144.3           | 303.0            | 303.0            | 318.2            | 334.1            | 350.8            | 368.3            |
| 64 | Bussing: Public Schools            | 5,071.3         | 5,081.7         | 4,825.6         | 5,638.0          | 5,638.0          | 6,066.8          | 6,248.8          | 6,436.3          | 6,629.4          |
| 65 | Bussing: Non-Public                | 4,116.7         | 4,452.5         | 3,727.9         | 4,445.8          | 4,445.8          | 4,579.2          | 4,716.5          | 4,858.0          | 5,003.8          |
| 66 | Bussing: Special Ed                | 3,867.3         | 4,184.1         | 3,503.4         | 4,450.0          | 4,450.0          | 4,583.5          | 4,721.0          | 4,862.6          | 5,008.5          |
| 67 | Bussing: Extracurricular           | 297.0           | 382.5           | 216.2           | 420.4            | 420.4            | 380.2            | 391.6            | 403.3            | 415.4            |
| 68 | Insurance                          | 500.5           | 530.9           | 519.2           | 548.0            | 548.0            | 575.4            | 604.1            | 634.3            | 666.1            |
| 69 | Telephone/Postage                  | 374.8           | 452.0           | 495.9           | 474.5            | 474.5            | 470.8            | 485.0            | 499.5            | 514.5            |
| 70 | Other                              | 272.0           | 389.6           | 253.5           | 548.1            | 548.1            | 508.3            | 523.6            | 539.3            | 555.4            |
| 71 |                                    |                 |                 |                 |                  |                  |                  |                  |                  |                  |
| 72 |                                    |                 |                 |                 |                  |                  |                  |                  |                  |                  |
| 73 | <i>Supplies</i>                    | <b>5,889.2</b>  | <b>6,366.0</b>  | <b>5,209.7</b>  | <b>7,875.4</b>   | <b>7,451.6</b>   | <b>8,269.2</b>   | <b>8,571.5</b>   | <b>8,885.0</b>   | <b>9,210.1</b>   |
| 74 | Heating/ Motor Pool Fuel           | 756.0           | 734.0           | 568.2           | 810.0            | 810.0            | 859.3            | 885.1            | 911.6            | 939.0            |
| 75 | Other Operations/Maint Supplies    | 845.5           | 913.8           | 701.4           | 901.8            | 1,082.9          | 937.9            | 975.4            | 1,014.4          | 1,055.0          |
| 76 | Educational                        | 2,046.1         | 2,308.0         | 2,024.9         | 3,049.9          | 2,444.9          | 2,617.6          | 2,722.3          | 2,831.2          | 2,944.4          |
| 77 | Curriculum Proposals               | 1,062.3         | 1,101.8         | 777.0           | 1,244.2          | 1,244.2          | 1,991.9          | 2,051.6          | 2,113.2          | 2,176.6          |
| 78 | Educational /Admin Software        | 1,082.5         | 1,140.9         | 1,115.4         | 1,706.7          | 1,706.7          | 1,710.6          | 1,779.0          | 1,850.2          | 1,924.2          |
| 79 | Administration/Business            | 96.8            | 167.6           | 22.7            | 162.9            | 162.9            | 152.0            | 158.1            | 164.4            | 171.0            |
| 80 |                                    |                 |                 |                 |                  |                  |                  |                  |                  |                  |
| 81 | <i>Other Objects</i>               | <b>403.7</b>    | <b>476.7</b>    | <b>337.3</b>    | <b>558.6</b>     | <b>558.6</b>     | <b>543.2</b>     | <b>559.5</b>     | <b>576.3</b>     | <b>593.6</b>     |
| 82 | <i>Dues and Fees - Athletics</i>   | <b>148.9</b>    | <b>131.5</b>    | <b>116.6</b>    | <b>131.5</b>     | <b>131.5</b>     | <b>131.5</b>     | <b>131.5</b>     | <b>131.5</b>     | <b>131.5</b>     |
| 83 |                                    |                 |                 |                 |                  |                  |                  |                  |                  |                  |
| 84 |                                    |                 |                 |                 |                  |                  |                  |                  |                  |                  |
| 85 | <i>Property</i>                    | <b>261.0</b>    | <b>447.1</b>    | <b>271.8</b>    | <b>510.1</b>     | <b>510.1</b>     | <b>493.3</b>     | <b>508.1</b>     | <b>523.3</b>     | <b>539.0</b>     |
| 86 | Other Equipment                    | 261.0           | 447.1           | 271.8           | 510.1            | 510.1            | 493.3            | 508.1            | 523.3            | 539.0            |
| 87 |                                    |                 |                 |                 |                  |                  |                  |                  |                  |                  |
| 88 |                                    |                 |                 |                 |                  |                  |                  |                  |                  |                  |
| 89 |                                    |                 |                 |                 |                  |                  |                  |                  |                  |                  |
| 90 | <i>Debt Service</i>                | <b>25,571.8</b> | <b>26,500.5</b> | <b>26,541.7</b> | <b>27,235.2</b>  | <b>25,553.2</b>  | <b>27,468.3</b>  | <b>27,574.3</b>  | <b>27,432.8</b>  | <b>27,772.7</b>  |
| 91 | Bond payments                      | 25,571.8        | 26,500.5        | 26,541.7        | 27,235.2         | 25,553.2         | 27,468.3         | 27,574.3         | 27,432.8         | 27,772.7         |
| 92 |                                    |                 |                 |                 |                  |                  |                  |                  |                  |                  |
| 93 |                                    |                 |                 |                 |                  |                  |                  |                  |                  |                  |
| 94 | <i>Reserve</i>                     | <b>5,257.7</b>  | <b>5,451.6</b>  | <b>5,451.6</b>  | <b>6,167.5</b>   | <b>7,633.5</b>   | <b>6,384.2</b>   | <b>6,594.4</b>   | <b>7,473.8</b>   | <b>7,702.5</b>   |
| 95 | Budgetary Reserve                  |                 |                 |                 |                  |                  |                  |                  |                  |                  |
| 96 | Transfer to other funds            | 5,257.7         | 5,451.6         | 5,451.6         | 6,167.5          | 7,633.5          | 6,384.2          | 6,594.4          | 7,473.8          | 7,702.5          |
| 97 |                                    |                 |                 |                 |                  |                  |                  |                  |                  |                  |



West Chester Area School District  
Revenue History and Forecast

|    | A                                                                 | AE               | AF               | AG                | AH               | AI               | AJ               | AK               | AL               | AM               |
|----|-------------------------------------------------------------------|------------------|------------------|-------------------|------------------|------------------|------------------|------------------|------------------|------------------|
| 1  |                                                                   | <b>Actual</b>    | <b>Budget</b>    | <b>Actual</b>     | <b>Budget</b>    | <b>Projected</b> | <b>Estimated</b> | <b>Estimated</b> | <b>Estimated</b> | <b>Estimated</b> |
| 2  |                                                                   | <b>2018-19</b>   | <b>2019-20</b>   | <b>2019-20</b>    | <b>2020-21</b>   | <b>2020-21</b>   | <b>2021-22</b>   | <b>2022-23</b>   | <b>2023-24</b>   | <b>2024-25</b>   |
| 3  | <b>Local</b>                                                      | <b>206,641.9</b> | <b>208,113.5</b> | <b>211,001.1</b>  | <b>204,779.1</b> | <b>204,779.1</b> | <b>226,024.7</b> | <b>247,202.7</b> | <b>256,520.4</b> | <b>266,140.2</b> |
| 4  | Real Estate                                                       | 174,152.7        | 176,656.1        | 178,219.1         | 176,963.2        | 176,963.2        | 197,832.7        | 218,628.6        | 227,558.2        | 236,783.6        |
| 5  | Current                                                           | 173,060.7        | 175,469.9        | 177,235.0         | 176,138.5        | 176,138.5        | 196,883.8        | 217,679.7        | 226,609.2        | 235,834.6        |
| 6  | Interim                                                           | 1,092.0          | 1,186.2          | 984.1             | 824.7            | 824.7            | 948.9            | 948.9            | 948.9            | 948.9            |
| 7  | Earned Income                                                     | 21,510.4         | 21,766.9         | 21,583.6          | 19,590.3         | 19,590.3         | 19,884.1         | 20,182.4         | 20,485.1         | 20,792.4         |
| 8  | Real Estate Transfer                                              | 4,420.7          | 4,394.5          | 4,657.3           | 3,735.4          | 3,735.4          | 3,810.1          | 3,886.3          | 3,964.0          | 4,043.3          |
| 9  | Delinquent Taxes                                                  | 2,477.2          | 2,858.8          | 3,160.2           | 2,858.8          | 2,858.8          | 2,858.8          | 2,858.8          | 2,858.8          | 2,858.8          |
| 10 | Investment Earnings                                               | 2,657.0          | 1,000.0          | 2,179.0           | 500.0            | 500.0            | 507.5            | 515.1            | 522.8            | 530.7            |
| 11 | Gate Receipts                                                     | 162.8            | 131.5            | 161.9             | 131.5            | 131.5            | 131.5            | 131.5            | 131.5            | 131.5            |
| 12 | Other                                                             | 1,261.2          | 1,305.6          | 1,040.0           | 1,000.0          | 1,000.0          | 1,000.0          | 1,000.0          | 1,000.0          | 1,000.0          |
| 13 |                                                                   |                  |                  |                   |                  |                  |                  |                  |                  |                  |
| 14 | <b>State</b>                                                      | <b>39,211.0</b>  | <b>41,514.4</b>  | <b>40,752.5</b>   | <b>40,297.6</b>  | <b>40,501.3</b>  | <b>42,626.3</b>  | <b>44,240.5</b>  | <b>45,132.4</b>  | <b>45,866.3</b>  |
| 15 | Student Subsidies                                                 | 19,913.9         | 20,348.6         | 20,142.0          | 18,677.7         | 18,611.6         | 19,600.2         | 20,313.2         | 20,399.5         | 20,337.3         |
| 16 | Basic Instruction                                                 | 8,421.6          | 8,421.9          | 8,810.2           | 8,421.9          | 8,421.9          | 8,421.9          | 8,421.9          | 8,421.9          | 8,421.9          |
| 18 | Special Education                                                 | 6,128.9          | 6,202.9          | 6,125.2           | 5,899.1          | 5,899.1          | 5,899.1          | 5,899.1          | 5,899.1          | 5,899.1          |
| 20 | Tuition Private Home Place't                                      | 231.1            | 290.0            | 173.8             | 290.0            | 290.0            | 290.0            | 290.0            | 290.0            | 290.0            |
| 21 | Transportation                                                    | 3,313.9          | 3,674.1          | 3,260.1           | 2,321.8          | 2,321.8          | 3,260.1          | 4,198.4          | 4,198.4          | 4,198.4          |
| 22 | Medical, Dental & Nurse                                           | 255.3            | 250.3            | 252.5             | 252.5            | 252.5            | 252.5            | 252.5            | 252.5            | 252.5            |
| 23 | Rent                                                              | 1,163.8          | 1,110.3          | 1,121.1           | 1,093.2          | 1,027.2          | 1,077.5          | 852.2            | 938.5            | 876.3            |
| 25 | Accountability/Ready to Learn Block Grants                        | 399.1            | 399.1            | 399.1             | 399.1            | 399.1            | 399.1            | 399.1            | 399.1            | 399.1            |
| 27 | Teacher Subsidies                                                 | 19,243.0         | 20,765.8         | 20,100.6          | 21,619.9         | 21,579.4         | 23,026.1         | 23,927.4         | 24,732.9         | 25,529.0         |
| 28 | Social Security                                                   | 3,415.4          | 3,790.4          | 3,497.6           | 3,924.7          | 3,917.4          | 4,135.1          | 4,230.3          | 4,322.7          | 4,413.5          |
| 29 | Retirement                                                        | 15,827.6         | 16,975.4         | 16,602.9          | 17,695.2         | 17,662.1         | 18,891.1         | 19,697.1         | 20,410.1         | 21,115.5         |
| 30 | Other                                                             | 54.2             | 400.1            | 510.0             | -                | 310.2            | -                | -                | -                | -                |
| 31 |                                                                   |                  |                  |                   |                  |                  |                  |                  |                  |                  |
| 32 | <b>Federal</b>                                                    | <b>3,668.7</b>   | <b>2,967.0</b>   | <b>3,354.8</b>    | <b>3,411.3</b>   | <b>3,942.4</b>   | <b>2,911.3</b>   | <b>2,911.3</b>   | <b>2,911.3</b>   | <b>2,911.3</b>   |
| 33 | Title I                                                           | 704.5            | 704.5            | 598.8             | 598.8            | 598.8            | 598.8            | 598.8            | 598.8            | 598.8            |
| 34 | Title II                                                          | 207.9            | 260.3            | 267.5             | 236.9            | 236.9            | 236.9            | 236.9            | 236.9            | 236.9            |
| 35 | IDEA                                                              | 1,331.4          | 1,333.4          | 1,341.0           | 1,431.5          | 1,431.5          | 1,431.5          | 1,431.5          | 1,431.5          | 1,431.5          |
| 36 | MA Direct Services/Time Study                                     | 1,251.2          | 500.0            | 1,021.7           | 1,000.0          | 1,000.0          | 500.0            | 500.0            | 500.0            | 500.0            |
| 37 | Other                                                             | 173.8            | 168.9            | 125.8             | 144.1            | 675.1            | 144.1            | 144.1            | 144.1            | 144.1            |
| 38 |                                                                   |                  |                  |                   |                  |                  |                  |                  |                  |                  |
| 39 | <b>Local Taxes &amp; Subsidies</b>                                | <b>249,521.6</b> | <b>252,595.0</b> | <b>255,108.4</b>  | <b>248,488.0</b> | <b>249,222.7</b> | <b>271,562.4</b> | <b>294,354.6</b> | <b>304,564.1</b> | <b>314,917.8</b> |
| 40 |                                                                   |                  |                  |                   |                  |                  |                  |                  |                  |                  |
| 41 | <b>Beginning Fund Balance</b>                                     | <b>31,906.4</b>  | <b>31,816.7</b>  | <b>38,868.8</b>   | <b>48,250.9</b>  | <b>55,455.5</b>  | <b>35,602.2</b>  | <b>22,468.6</b>  | <b>22,468.6</b>  | <b>22,468.6</b>  |
| 42 | FB Adjustment                                                     |                  |                  |                   |                  |                  |                  |                  |                  |                  |
| 43 | <b>Ending Fund Balance</b>                                        | <b>38,868.8</b>  | <b>22,602.2</b>  | <b>55,455.5</b>   | <b>26,923.3</b>  | <b>35,602.2</b>  | <b>22,468.6</b>  | <b>22,468.6</b>  | <b>22,468.6</b>  | <b>22,468.6</b>  |
| 44 |                                                                   |                  |                  |                   |                  |                  |                  |                  |                  |                  |
| 45 | Designated/Committed Fund Balance for PSERS Increases (ending FB) | -                | -                | -                 | -                | -                | -                | -                | -                | -                |
| 46 | Designated/Committed Fund Balance for Health Care (ending FB)     | 4,159.9          | 4,159.9          | 4,159.9           | 4,159.9          | 4,159.9          | 4,159.9          | 4,159.9          | 4,159.9          | 4,159.9          |
| 47 | Designated/Committed Fund Balance for Future millage              | 13,945.5         | -                | 29,486.8          | -                | 8,633.5          | -                | -                | -                | -                |
| 48 | Designated/Committed Fund Balance for Alternative Education       | 1,000.0          | 676.0            | 1,000.0           | 1,000.0          | 1,000.0          | 1,000.0          | 1,000.0          | 1,000.0          | 1,000.0          |
| 49 | Designated/Committed Fund Balance for Enrollment Growth           | 2,500.0          | 2,000.0          | 3,500.0           | 4,500.0          | 4,500.0          | -                | -                | -                | -                |
| 50 | Designated/Committed Fund Balance for Athletic Fund               | 83.6             | 69.8             | 128.9             | 83.6             | 128.9            | 128.9            | 128.9            | 128.9            | 128.9            |
| 51 | <b>Beginning Unassigned Fund Balance</b>                          | <b>15,696.6</b>  | <b>15,196.6</b>  | <b>15,696.6</b>   | <b>15,696.6</b>  | <b>17,179.8</b>  | <b>17,179.8</b>  | <b>17,179.8</b>  | <b>17,179.8</b>  | <b>17,179.8</b>  |
| 52 | <b>Ending Unassigned Fund Balance</b>                             | <b>17,179.8</b>  | <b>15,696.6</b>  | <b>17,179.8</b>   | <b>17,179.8</b>  | <b>17,179.8</b>  | <b>17,179.8</b>  | <b>17,179.8</b>  | <b>17,179.8</b>  | <b>17,179.8</b>  |
| 53 |                                                                   |                  |                  |                   |                  |                  |                  |                  |                  |                  |
| 54 | <b>Assumed use of FB</b>                                          | <b>(6,962.4)</b> | <b>9,214.4</b>   | <b>(16,586.7)</b> | <b>21,327.6</b>  | <b>19,853.3</b>  | <b>13,133.5</b>  | <b>-</b>         | <b>-</b>         | <b>-</b>         |

West Chester Area School District  
Forecast Millage Calculation

|    | A                                          | B | C | D | E              | F              | G | H              | I              | J              |
|----|--------------------------------------------|---|---|---|----------------|----------------|---|----------------|----------------|----------------|
| 1  |                                            |   |   |   |                |                |   |                |                |                |
| 2  |                                            |   |   |   | 2020-21        | 2021-22        |   | 2022-23        | 2023-24        | 2024-25        |
| 3  |                                            |   |   |   | Budget         | Budget         |   | Forecast       | Forecast       | Forecast       |
| 4  | Market Values                              |   |   |   |                |                |   |                |                |                |
| 5  | Chester County                             |   |   |   | 13,366,030     | 13,526,032     |   | 13,526,032     | 13,526,032     | 13,526,032     |
| 6  | Delaware County                            |   |   |   | 841,146        | 840,051        |   | 840,051        | 840,051        | 840,051        |
| 7  |                                            |   |   |   | 14,207,176     | 14,366,084     |   | 14,366,084     | 14,366,084     | 14,366,084     |
| 8  |                                            |   |   |   |                |                |   |                |                |                |
| 9  |                                            |   |   |   |                |                |   |                |                |                |
| 10 | Net amount to be raised from R/E taxes     |   |   |   | 176,014        | 196,884        |   | 217,680        | 226,609        | 235,835        |
| 11 | Gross tax to be levied                     |   |   |   | 182,398        | 204,025        |   | 225,575        | 234,828        | 244,388        |
| 12 |                                            |   |   |   |                |                |   |                |                |                |
| 13 | Equilization Between Counties              |   |   |   |                |                |   |                |                |                |
| 14 | Chester County %                           |   |   |   | 94.08%         | 94.15%         |   | 94.15%         | 94.15%         | 94.15%         |
| 15 | Delaware County %                          |   |   |   | 5.92%          | 5.85%          |   | 5.85%          | 5.85%          | 5.85%          |
| 16 |                                            |   |   |   |                |                |   |                |                |                |
| 17 | Chester Cnty Levy                          |   |   |   | 171,599        | 192,094        |   | 212,384        | 221,097        | 230,098        |
| 18 | Delaware Cnty Levy                         |   |   |   | 10,799         | 11,930         |   | 13,190         | 13,731         | 14,291         |
| 19 |                                            |   |   |   | 182,398        | 204,025        |   | 225,575        | 234,828        | 244,388        |
| 20 |                                            |   |   |   |                |                |   |                |                |                |
| 21 | Millage Calculation                        |   |   |   |                |                |   |                |                |                |
| 22 | Chester Cnty tax levy                      |   |   |   | 171,599        | 192,094        |   | 212,384        | 221,097        | 230,098        |
| 23 | Chester Cnty assessed value                |   |   |   | 7,921,563      | 7,961,563      |   | 8,001,563      | 8,041,563      | 8,081,563      |
| 24 |                                            |   |   |   |                |                |   |                |                |                |
| 25 | <b>Chester County Millage</b>              |   |   |   | <b>21.6622</b> | <b>24.1277</b> |   | <b>26.5428</b> | <b>27.4942</b> | <b>28.4719</b> |
| 26 | <b>Previous Year Millage</b>               |   |   |   | <b>21.6622</b> | <b>21.6622</b> |   | <b>24.1277</b> | <b>26.5428</b> | <b>27.4942</b> |
| 27 |                                            |   |   |   |                |                |   |                |                |                |
| 28 | <b>Chester Cnty Mill Increase</b>          |   |   |   | <b>0.00</b>    | <b>2.47</b>    |   | <b>2.42</b>    | <b>0.95</b>    | <b>0.98</b>    |
| 29 | <b>% increase</b>                          |   |   |   | <b>0.0%</b>    | <b>11.4%</b>   |   | <b>10.0%</b>   | <b>3.6%</b>    | <b>3.6%</b>    |
| 30 | Delaware Cnty Tax levy                     |   |   |   | 10,799         | 11,930         |   | 13,190         | 13,731         | 14,291         |
| 31 | Delaware Cnty Assessed Value               |   |   |   | 648,096        | 648,596        |   | 649,096        | 649,596        | 650,096        |
| 32 |                                            |   |   |   |                |                |   |                |                |                |
| 33 | <b>Delaware County Millage</b>             |   |   |   | <b>16.6626</b> | <b>18.3939</b> |   | <b>20.3211</b> | <b>21.1384</b> | <b>21.9821</b> |
| 34 | <b>Previous Yr Millage</b>                 |   |   |   | <b>16.2597</b> | <b>16.6626</b> |   | <b>18.3939</b> | <b>20.3211</b> | <b>21.1384</b> |
| 35 |                                            |   |   |   |                |                |   |                |                |                |
| 36 | <b>Delaware Cnty Mill Increase</b>         |   |   |   | <b>0.40</b>    | <b>1.73</b>    |   | <b>1.93</b>    | <b>0.82</b>    | <b>0.84</b>    |
| 37 | <b>% increase</b>                          |   |   |   | <b>2.5%</b>    | <b>10.4%</b>   |   | <b>10.5%</b>   | <b>4.0%</b>    | <b>4.0%</b>    |
| 38 |                                            |   |   |   |                |                |   |                |                |                |
| 39 | <b>Multi County Millage re-balancing</b>   |   |   |   |                |                |   |                |                |                |
| 40 | Chester Cty Levy Rebalanced                |   |   |   | 171,732        |                |   |                |                |                |
| 41 | Delaware Cty Levy Rebalanced               |   |   |   | 10,666         |                |   |                |                |                |
| 42 |                                            |   |   |   | 182,397        |                |   |                |                |                |
| 43 |                                            |   |   |   |                |                |   |                |                |                |
| 44 | <b>Chester County Millage</b>              |   |   |   | <b>21.6622</b> | <b>24.1277</b> |   |                |                |                |
| 45 | <b>Chester County Millage Re-balanced</b>  |   |   |   | <b>21.6790</b> |                |   |                |                |                |
| 46 | <b>Chester Cnty Mill Increase</b>          |   |   |   |                | <b>2.47</b>    |   |                |                |                |
| 47 | <b>% increase</b>                          |   |   |   |                | <b>11.30%</b>  |   |                |                |                |
| 48 | <b>Act 1 Millage</b>                       |   |   |   |                | <b>22.3293</b> |   |                |                |                |
| 49 | <b>Millage from exceptions</b>             |   |   |   |                | <b>1.7984</b>  |   |                |                |                |
| 50 |                                            |   |   |   |                |                |   |                |                |                |
| 51 |                                            |   |   |   |                |                |   |                |                |                |
| 52 | <b>Delaware County Millage</b>             |   |   |   | <b>16.6626</b> | <b>18.3939</b> |   |                |                |                |
| 53 | <b>Delaware County Millage Re-balanced</b> |   |   |   | <b>16.4568</b> |                |   |                |                |                |
| 54 | <b>Delaware Cnty Mill Increase</b>         |   |   |   |                | <b>1.94</b>    |   |                |                |                |
| 55 | <b>% increase</b>                          |   |   |   |                | <b>11.77%</b>  |   |                |                |                |
| 56 | <b>Act 1 Millage</b>                       |   |   |   |                | <b>17.1624</b> |   |                |                |                |
| 57 | <b>Millage from exceptions</b>             |   |   |   |                | <b>1.2315</b>  |   |                |                |                |

# West Chester Area School District Analysis and Forecast of Taxable Real Estate

| CHESTER COUNTY  |               |                |       | DELAWARE COUNTY |               |                |  |
|-----------------|---------------|----------------|-------|-----------------|---------------|----------------|--|
| MILL VAL        | +/-<br>AMOUNT | +/-<br>PERCENT |       | MILL VAL        | +/-<br>AMOUNT | +/-<br>PERCENT |  |
| 2010-11         | \$7,629,110   | (\$32,300)     | -0.4% | \$637,594       | (\$6,839)     | -1.4%          |  |
| 2011-12         | \$7,623,696   | (\$5,414)      | -0.1% | \$636,866       | (\$729)       | -0.1%          |  |
| 2012-13         | \$7,631,886   | \$8,190        | 0.1%  | \$637,926       | \$1,061       | 0.2%           |  |
| 2013-14         | \$7,633,607   | \$1,721        | 0.0%  | \$637,639       | (\$287)       | 0.0%           |  |
| 2014-15         | \$7,646,298   | \$12,691       | 0.2%  | \$642,425       | \$4,786       | 0.7%           |  |
| 2015-16         | \$7,698,441   | \$52,143       | 0.7%  | \$647,335       | \$4,910       | 0.8%           |  |
| 2016-17         | \$7,728,556   | \$30,115       | 0.4%  | \$647,399       | \$64          | 0.0%           |  |
| 2017-18         | \$7,823,487   | \$94,931       | 1.2%  | \$647,287       | (\$112)       | 0.0%           |  |
| 2018-19         | \$7,842,035   | \$113,480      | 1.4%  | 648,116         | \$717         | 0.1%           |  |
| 2019-20         | \$7,921,563   | \$98,076       | 1.2%  | 648,096         | \$809         | 0.1%           |  |
| 10 YEAR AVERAGE |               | \$37,363       | 0.5%  |                 | \$238         | 0.0%           |  |
| 5 YEAR AVERAGE  |               | \$77,749       | 1.0%  |                 | \$1,278       | 0.2%           |  |
| 3 YEAR AVERAGE  |               | \$102,162      | 1.3%  |                 | \$471         | 0.1%           |  |

| CHESTER COUNTY   |           |               |                | DELAWARE COUNTY  |          |               |                |
|------------------|-----------|---------------|----------------|------------------|----------|---------------|----------------|
| COMMERCIAL       | MILL VAL  | +/-<br>AMOUNT | +/-<br>PERCENT | COMMERCIAL       | MILL VAL | +/-<br>AMOUNT | +/-<br>PERCENT |
| 2015-16          | 1,513,147 | 1,498         | 0.10%          | 2015-16          | 8,533    | -             | 0.00%          |
| 2016-17          | 1,528,020 | 14,873        | 0.97%          | 2016-17          | 8,533    | -             | 0.00%          |
| 2017-18          | 1,539,233 | 11,213        | 0.73%          | 2017-18          | 8,009    | (525)         | -6.55%         |
| 2018-19          | 1,531,640 | (7,593)       | -0.50%         | 2018-19          | 8,009    | -             | 0.00%          |
| 2019-20          | 1,565,346 | 33,706        | 2.15%          | 2019-20          | 8,009    | -             | 0.00%          |
| 2020-21          | 1,565,346 | -             | 0.00%          | 2020-21          | 8,009    | -             | 0.00%          |
| 2021-22          | 1,595,346 | 30,000        | 1.88%          | 2021-22          | 8,009    | -             | 0.00%          |
| 2022-23          | 1,625,346 | 30,000        | 1.85%          | 2022-23          | 8,009    | -             | 0.00%          |
| 2023-24          | 1,655,346 | 30,000        | 1.81%          | 2023-24          | 8,009    | -             | 0.00%          |
| 2024-25          | 1,685,346 | 30,000        | 1.78%          | 2024-25          | 8,009    | -             | 0.00%          |
| Average increase |           |               | 0.95%          | Average increase |          |               | -0.60%         |
| RESIDENTIAL      | MILL VAL  | +/-<br>AMOUNT | +/-<br>PERCENT | RESIDENTIAL      | MILL VAL | +/-<br>AMOUNT | +/-<br>PERCENT |
| 2015-16          | 6,137,752 | 52,423        | 0.85%          | 2015-16          | 638,801  | 4,910         | 0.77%          |
| 2016-17          | 6,155,529 | 17,777        | 0.29%          | 2016-17          | 638,866  | 64            | 0.01%          |
| 2017-18          | 6,236,907 | 81,378        | 1.30%          | 2017-18          | 639,278  | 413           | 0.06%          |
| 2018-19          | 6,263,481 | 26,574        | 0.42%          | 2018-19          | 640,107  | 829           | 0.13%          |
| 2019-20          | 6,308,846 | 45,366        | 0.72%          | 2019-20          | 640,087  | (20)          | 0.00%          |
| 2020-21          | 6,308,846 | -             | 0.00%          | 2020-21          | 640,087  | -             | 0.00%          |
| 2021-22          | 6,318,846 | 10,000        | 0.16%          | 2021-22          | 640,587  | 500           | 0.08%          |
| 2022-23          | 6,328,846 | 10,000        | 0.16%          | 2022-23          | 641,087  | 500           | 0.08%          |
| 2023-24          | 6,338,846 | 10,000        | 0.16%          | 2023-24          | 641,587  | 500           | 0.08%          |
| 2024-25          | 6,348,846 | 10,000        | 0.16%          | 2024-25          | 642,087  | 500           | 0.08%          |
| Average increase |           |               | 0.41%          | Average increase |          |               | 0.19%          |
| OTHER            | MILL VAL  | +/-<br>AMOUNT | +/-<br>PERCENT | OTHER            | MILL VAL | +/-<br>AMOUNT | +/-<br>PERCENT |
| 2015-16          | 47,541    | (1,778)       | -3.74%         | 2015-16          | -        | -             | 0.00%          |
| 2016-17          | 45,006    | (2,535)       | -5.63%         | 2016-17          | -        | -             | 0.00%          |
| 2017-18          | 47,347    | 2,341         | 4.94%          | 2017-18          | -        | -             | 0.00%          |
| 2018-19          | 46,915    | (432)         | -0.92%         | 2018-19          | -        | -             | 0.00%          |
| 2019-20          | 47,371    | 456           | 0.96%          | 2019-20          | -        | -             | 0.00%          |
| 2020-21          | 47,371    | -             | 0.00%          | 2020-21          | -        | -             | 0.00%          |
| 2021-22          | 47,371    | -             | 0.00%          | 2021-22          | -        | -             | 0.00%          |
| 2022-23          | 47,371    | -             | 0.00%          | 2022-23          | -        | -             | 0.00%          |
| 2023-24          | 47,371    | -             | 0.00%          | 2023-24          | -        | -             | 0.00%          |
| 2024-25          | 47,371    | -             | 0.00%          | 2024-25          | -        | -             | 0.00%          |
| Average increase |           |               | -0.66%         | Average increase |          |               | 0.00%          |
| TOTAL            | MILL VAL  | +/-<br>AMOUNT | +/-<br>PERCENT | TOTAL            | MILL VAL | +/-<br>AMOUNT | +/-<br>PERCENT |
| 2015-16          | 7,698,441 | 52,143        | 0.68%          | 2015-16          | 647,335  | 4,910         | 0.76%          |
| 2016-17          | 7,728,556 | 30,115        | 0.39%          | 2016-17          | 647,399  | 64            | 0.01%          |
| 2017-18          | 7,823,487 | 94,931        | 1.21%          | 2017-18          | 647,287  | (112)         | -0.02%         |
| 2018-19          | 7,842,035 | 18,548        | 0.24%          | 2018-19          | 648,116  | 829           | 0.13%          |
| 2019-20          | 7,921,563 | 79,528        | 1.00%          | 2019-20          | 648,096  | (20)          | 0.00%          |
| 2020-21          | 7,921,563 | -             | 0.00%          | 2020-21          | 648,096  | -             | 0.00%          |
| 2021-22          | 7,961,563 | 40,000        | 0.50%          | 2021-22          | 648,596  | 500           | 0.08%          |
| 2022-23          | 8,001,563 | 40,000        | 0.50%          | 2022-23          | 649,096  | 500           | 0.08%          |
| 2023-24          | 8,041,563 | 40,000        | 0.50%          | 2023-24          | 649,596  | 500           | 0.08%          |
| 2024-25          | 8,081,563 | 40,000        | 0.49%          | 2024-25          | 650,096  | 500           | 0.08%          |
| Average increase |           |               | 0.52%          | Average increase |          |               | 0.18%          |

West Chester Area School District  
 Budget Forecast Model  
 2019-20 Projection Changes  
 October 2020

| <u>Expenses</u>       |           |               |
|-----------------------|-----------|---------------|
| Salaries              | \$        | (90,540)      |
| Prof. & Tech Services | \$        | 143,619       |
| Supplies              | \$        | 18,506        |
| <b>Total Expenses</b> | <b>\$</b> | <b>71,585</b> |

| <u>Revenues</u>       |           |          |
|-----------------------|-----------|----------|
| <b>Total Revenues</b> | <b>\$</b> | <b>-</b> |

| <u>Fund Balance Analysis</u>                                      |           |                 |
|-------------------------------------------------------------------|-----------|-----------------|
| Decrease in Fund Balance Designation for Future Millage Increases | \$        | (71,585)        |
| <b>Increase (Decrease) in Ending Fund Balance 6/30/20</b>         | <b>\$</b> | <b>(71,585)</b> |

West Chester Area School District  
 Budget Forecast Model  
 2020-21 Projection Changes  
 October 2020

| <u>Expenses</u>                            |                |
|--------------------------------------------|----------------|
| Change in Average Teacher Salary           |                |
| Budgeted teacher salary                    | \$ 74,851      |
| Actual teacher salary                      | \$ 73,927      |
| Decreased avg. teacher salary              | \$ (925)       |
| Number of teachers                         | 980.40         |
| Increase in teacher attrition              | \$ (906,598)   |
| Benefits- SS & PSERS                       | \$ (382,222)   |
| Staffing Changes                           |                |
| Admin- 2 FTE                               | \$ 141,583     |
| Teacher- 7.75 FTE                          | \$ 572,931     |
| Benefits- SS & PSERS                       | \$ 301,238     |
| Supplies- Carryover forfeiture Buildings   | \$ (712,162)   |
| Supplies- Carryover forfeiture Departments | \$ (343,669)   |
| Supplies- PPA Adj.                         | \$ (35,942)    |
| Debt Service                               | \$ (150,000)   |
| Total Expenses                             | \$ (1,514,841) |

| <u>Revenues</u>           |             |
|---------------------------|-------------|
| State Subsidy- SS & PSERS | \$ (40,492) |
| Total Revenues            | \$ (40,492) |

| <u>Fund Balance Analysis</u>                                                |              |
|-----------------------------------------------------------------------------|--------------|
| Decrease in Beginning Fund Balance Designation for Future Millage Increases | \$ (71,585)  |
| Increase in Fund Balance Designation for Future Millage Increases           | \$ 1,474,349 |
| Increase (Decrease) in Ending Fund Balance 6/30/21                          | \$ 1,402,764 |

West Chester Area School District  
 Budget Forecast Model  
 2021-22 Projection Changes  
 October 2020

| <u>Expenses</u>      |            |
|----------------------|------------|
| Salaries- Admin      | \$ 213,000 |
| Benefits- SS & PSERS | \$ 89,801  |
| Total Expenses       | \$ 302,801 |

| <u>Revenues</u>                                 |            |
|-------------------------------------------------|------------|
| Current Real Estate- Effect of Act 1 % Increase | \$ 707,793 |
| State Subsidy- SS & PSERS                       | \$ 44,900  |
| Total Revenues                                  | \$ 752,693 |

| <u>Budget Gap</u>    |              |
|----------------------|--------------|
| Change in Budget Gap | \$ (449,892) |

| <u>Fund Balance Analysis</u>                                                |                |
|-----------------------------------------------------------------------------|----------------|
| Increase in Beginning Fund Balance Designation for Future Millage Increases | \$ 1,402,764   |
| 2021-22 Use of Designation for Future Millage Increases                     | \$ (1,402,764) |
| Increase (Decrease) in Ending Fund Balance 6/30/21                          | \$ -           |

West Chester Area School District  
 Budget Forecast Model  
 2019-20 Projection Changes  
 September 2020

| <u>Expenses</u>       |                  |
|-----------------------|------------------|
| Salaries              | \$ 25,550        |
| Benefits              | \$ 24,457        |
| Prof. & Tech Services | \$ 62,670        |
| Other Services        | \$ (45,566)      |
| Supplies              | \$ (12,619)      |
| Other Objects         | \$ (403)         |
| Property              | \$ (3,687)       |
| Total Expenses        | <u>\$ 50,402</u> |

| <u>Revenues</u> |                  |
|-----------------|------------------|
| Local Revenue   | \$ (403)         |
| Federal Revenue | \$ 27,772        |
| Total Revenues  | <u>\$ 27,369</u> |

| <u>Fund Balance Analysis</u>                                      |                    |
|-------------------------------------------------------------------|--------------------|
| Decrease in Fund Balance Designation for Future Millage Increases | \$ (23,033)        |
| Increase (Decrease) in Ending Fund Balance 6/30/20                | <u>\$ (23,033)</u> |

West Chester Area School District  
 Budget Forecast Model  
 2020-21 Projection Changes  
 September 2020

| <u>Expenses</u>                 |                   |
|---------------------------------|-------------------|
| CARES Grant Expenses:           |                   |
| Salaries                        | \$ 50,295         |
| Benefits                        | \$ 21,205         |
| Supplies                        | \$ 136,919        |
| GEER Special Ed Grant Expenses: |                   |
| Prof & Tech Svcs                | \$ 101,799        |
| PCCD Federal Grant:             |                   |
| Supplies                        | \$ 531,013        |
| Total Expenses                  | <u>\$ 841,231</u> |

| <u>Revenues</u>       |                   |
|-----------------------|-------------------|
| State Revenue:        |                   |
| CARES Grant           | \$ 208,419        |
| GEER Special Ed Grant | \$ 101,799        |
| Federal Revenue:      |                   |
| PCCD Federal Grant    | \$ 531,013        |
| Total Revenues        | <u>\$ 841,231</u> |

| <u>Fund Balance Analysis</u>                                                |                    |
|-----------------------------------------------------------------------------|--------------------|
| Decrease in Beginning Fund Balance Designation for Future Millage Increases | \$ (23,033)        |
| Increase (Decrease) in Ending Fund Balance 6/30/21                          | <u>\$ (23,033)</u> |



West Chester Area School District  
 Budget Forecast Model  
 2019-20 Projection Changes  
 August 2020

| <u>Expenses</u>             |                       |
|-----------------------------|-----------------------|
| Salaries                    | \$ (239,963)          |
| Benefits                    | \$ (2,861,381)        |
| Prof. & Tech Services       | \$ (2,185,548)        |
| Purchased Property Services | \$ (298,394)          |
| Other Services              | \$ 448,218            |
| Supplies                    | \$ (130,023)          |
| Other Objects               | \$ (107,802)          |
| Dues & Fees- Athletics      | \$ (14,919)           |
| Property                    | \$ (140,206)          |
| Debt Service                | \$ 7,602              |
| <b>Total Expenses</b>       | <b>\$ (5,522,416)</b> |

| <u>Revenues</u>       |                     |
|-----------------------|---------------------|
| Local Revenue         | \$ 2,338,188        |
| State Revenue         | \$ (477,130)        |
| Federal Revenue       | \$ (84,334)         |
| <b>Total Revenues</b> | <b>\$ 1,776,724</b> |

| <u>Fund Balance Analysis</u>                                      |                     |
|-------------------------------------------------------------------|---------------------|
| Increase in Fund Balance Designation for Athletic Fund            | \$ 45,327           |
| Increase in Fund Balance Designation for Future Millage Increases | \$ 7,253,813        |
| <b>Increase (Decrease) in Ending Fund Balance 6/30/20</b>         | <b>\$ 7,299,140</b> |

West Chester Area School District  
 Budget Forecast Model  
 2020-21 Projection Changes  
 August 2020

| <u>Expenses</u>             |                |
|-----------------------------|----------------|
| Debt Service                | \$ (1,532,020) |
| Transfer to Capital Reserve | \$ 1,465,981   |
| Total Expenses              | \$ (66,039)    |

| <u>Revenues</u> |             |
|-----------------|-------------|
| Rent Subsidy    | \$ (66,039) |
| Total Revenues  | \$ (66,039) |

| <u>Fund Balance Analysis</u>                                                |              |
|-----------------------------------------------------------------------------|--------------|
| Increase in Beginning Fund Balance Designation for Athletic Fund            | \$ 45,327    |
| Increase in Beginning Fund Balance Designation for Future Millage Increases | \$ 7,253,813 |
| Increase (Decrease) in Ending Fund Balance 6/30/21                          | \$ 7,299,140 |

**West Chester Area School District  
Budget Forecast Model  
Key Expense Assumptions**

|    | A                                                                             | B | C             | D             | E                             | F             | G           |
|----|-------------------------------------------------------------------------------|---|---------------|---------------|-------------------------------|---------------|-------------|
| 5  | <b>Staff Changes / Student Enrollment</b>                                     |   |               |               |                               |               |             |
| 6  |                                                                               |   |               |               | <b>Enrollment Assumptions</b> |               |             |
| 7  |                                                                               |   | 2020-21       | 2021-22       | 2022-23                       | 2023-24       | 2024-25     |
| 8  | KG                                                                            |   | 919           | 807           | 886                           | 886           | 886         |
| 9  | 1st to 5th Grade                                                              |   | 4,523         | 4,661         | 4,651                         | 4,674         | 4,693       |
| 10 | Grades 6-8                                                                    |   | 2,887         | 2,862         | 2,818                         | 2,822         | 2,909       |
| 11 | Grades 9-12                                                                   |   | 3,903         | 3,845         | 3,873                         | 3,926         | 3,903       |
| 12 | <b>Total</b>                                                                  |   | 12,232        | 12,175        | 12,228                        | 12,308        | 12,391      |
| 13 | Elementary Student-Teacher Ratio                                              |   | 24.43         | 24.43         | 24.43                         | 24.43         | 24.43       |
| 14 | Secondary Student-Teacher Ratio                                               |   | 17.5          | 17.5          | 17.5                          | 17.5          | 17.5        |
| 15 | <b>Staff Change / Student Enrollment</b>                                      |   | <b>0.00</b>   | <b>0.00</b>   | <b>0.00</b>                   | <b>0.00</b>   | <b>0.00</b> |
| 26 |                                                                               |   |               |               |                               |               |             |
| 27 |                                                                               |   |               |               |                               |               |             |
| 28 | <b>Salary Increases (based on Act 1 Index)</b>                                |   |               |               | <b>% Increase Assumptions</b> |               |             |
| 29 |                                                                               |   | 2021-22       | 2022-23       | 2023-24                       | 2024-25       |             |
| 30 | Administration                                                                |   | 2.60%         | 2.60%         | 2.60%                         | 2.60%         |             |
| 31 | Teachers                                                                      |   | 2.85%         | 2.60%         | 2.60%                         | 2.60%         |             |
| 32 | Non-Bargaining                                                                |   | 2.60%         | 2.60%         | 2.60%                         | 2.60%         |             |
| 33 | Support Staff                                                                 |   | 1.75%         | 5.62%         | 2.97%                         | 2.60%         |             |
| 34 | Crafts/Trades                                                                 |   | 3.72%         | 3.04%         | 3.90%                         | 2.60%         |             |
| 35 |                                                                               |   |               |               |                               |               |             |
| 36 | Miscellaneous                                                                 |   | 2021-22       | 2022-23       | 2023-24                       | 2024-25       |             |
| 37 | Teacher Attrition (vacancies)                                                 |   | 750,000       | 750,000       | 750,000                       | 750,000       |             |
| 38 | Teacher Attrition (turnover)                                                  |   | 500,000       | 500,000       | 500,000                       | 500,000       |             |
| 39 |                                                                               |   |               |               |                               |               |             |
| 40 |                                                                               |   |               |               |                               |               |             |
| 41 | <b>Benefits - 200</b>                                                         |   |               |               | <b>% Increase Assumptions</b> |               |             |
| 42 |                                                                               |   | 2021-22       | 2022-23       | 2023-24                       | 2024-25       |             |
| 43 | Medical                                                                       |   | 7.57%         | 7.57%         | 7.57%                         | 7.57%         |             |
| 44 | Dental                                                                        |   | 4.30%         | 4.30%         | 4.30%                         | 4.30%         |             |
| 45 | Vision                                                                        |   | 2.30%         | 2.30%         | 2.30%                         | 2.30%         |             |
| 46 | Prescription                                                                  |   | 10.00%        | 10.00%        | 10.00%                        | 10.00%        |             |
| 47 | Social Security                                                               |   | 7.65%         | 7.65%         | 7.65%                         | 7.65%         |             |
| 48 | <b>PSERS</b>                                                                  |   | <b>34.95%</b> | <b>35.62%</b> | <b>36.12%</b>                 | <b>36.60%</b> |             |
| 49 | Tuition- Teachers                                                             |   | \$500,000     | \$500,000     | \$500,000                     | \$500,000     |             |
| 50 | Tuition- Non Teachers                                                         |   | \$100,000     | \$100,000     | \$100,000                     | \$100,000     |             |
| 51 | Life & Disability                                                             |   | 0.00%         | 0.00%         | 0.00%                         | 0.00%         |             |
| 52 | W/C, Unemp & Other                                                            |   | 1.50%         | 1.50%         | 1.50%                         | 1.50%         |             |
| 53 |                                                                               |   |               |               |                               |               |             |
| 54 | Monthly Board Premium Costs                                                   |   |               |               |                               |               |             |
| 55 | Medical                                                                       |   | \$1,463.77    | \$1,574.58    | \$1,693.77                    | \$1,821.99    |             |
| 56 | Dental                                                                        |   | \$90.60       | \$94.50       | \$98.56                       | \$102.80      |             |
| 57 | Vision                                                                        |   | \$14.03       | \$14.35       | \$14.68                       | \$15.02       |             |
| 58 | Prescription                                                                  |   | \$352.13      | \$387.34      | \$426.08                      | \$468.69      |             |
| 59 | Life/AD&D (cost per \$1,000)                                                  |   | \$0.12        | \$0.12        | \$0.12                        | \$0.12        |             |
| 60 |                                                                               |   |               |               |                               |               |             |
| 61 | Assumes increases in salary related benefits proportional to salary increases |   |               |               |                               |               |             |

**West Chester Area School District  
Budget Forecast Model  
Key Expense Assumptions**

|     | A                                                                                                                                                  | B                                   | C                | D                             | E                | F                | G              |
|-----|----------------------------------------------------------------------------------------------------------------------------------------------------|-------------------------------------|------------------|-------------------------------|------------------|------------------|----------------|
| 62  |                                                                                                                                                    |                                     |                  |                               |                  |                  |                |
| 63  |                                                                                                                                                    |                                     |                  |                               |                  |                  |                |
| 64  |                                                                                                                                                    |                                     |                  |                               |                  |                  |                |
| 65  | <b>Professional and Technical Services - 300</b>                                                                                                   |                                     |                  | <b>% Increase Assumptions</b> |                  |                  |                |
| 66  |                                                                                                                                                    |                                     |                  | <b>2021-22</b>                | <b>2022-23</b>   | <b>2023-24</b>   | <b>2024-25</b> |
| 67  |                                                                                                                                                    | Special Education Services          |                  | 4.00%                         | 4.00%            | 4.00%            | 4.00%          |
| 68  |                                                                                                                                                    | Other categories                    |                  | 3.00%                         | 3.00%            | 3.00%            | 3.00%          |
| 69  |                                                                                                                                                    |                                     |                  |                               |                  |                  |                |
| 70  |                                                                                                                                                    |                                     |                  |                               |                  |                  |                |
| 71  | <b>Purchased Property Services - 400</b>                                                                                                           |                                     |                  | <b>% Increase Assumptions</b> |                  |                  |                |
| 72  |                                                                                                                                                    |                                     |                  | <b>2021-22</b>                | <b>2022-23</b>   | <b>2023-24</b>   | <b>2024-25</b> |
| 73  |                                                                                                                                                    | Electricity                         |                  | 3.00%                         | 3.00%            | 3.00%            | 3.00%          |
| 74  |                                                                                                                                                    | Trash Collection                    |                  | 3.00%                         | 3.00%            | 3.00%            | 3.00%          |
| 75  |                                                                                                                                                    | Other categories                    |                  | 3.00%                         | 3.00%            | 3.00%            | 3.00%          |
| 76  |                                                                                                                                                    |                                     |                  |                               |                  |                  |                |
| 77  | <b>Other Purchased Services - 500</b>                                                                                                              |                                     |                  | <b>% Increase Assumptions</b> |                  |                  |                |
| 78  |                                                                                                                                                    |                                     |                  | <b>2021-22</b>                | <b>2022-23</b>   | <b>2023-24</b>   | <b>2024-25</b> |
| 79  |                                                                                                                                                    | Special Ed Tuitions                 |                  | 4.00%                         | 4.00%            | 4.00%            | 4.00%          |
| 80  |                                                                                                                                                    | Insurances                          |                  | 5.00%                         | 5.00%            | 5.00%            | 5.00%          |
| 81  |                                                                                                                                                    | Bussing                             |                  | 3.00%                         | 3.00%            | 3.00%            | 3.00%          |
| 82  |                                                                                                                                                    | Telephone and Postage               |                  | 3.00%                         | 3.00%            | 3.00%            | 3.00%          |
| 83  |                                                                                                                                                    | Other Categories                    |                  | 3.00%                         | 3.00%            | 3.00%            | 3.00%          |
| 84  |                                                                                                                                                    | Charter School Enrollment:          |                  |                               |                  |                  |                |
| 85  |                                                                                                                                                    | Regular Ed                          | 433              | 446                           | 459              | 473              |                |
| 86  |                                                                                                                                                    | Special Ed                          | 109              | 114                           | 120              | 126              |                |
| 87  |                                                                                                                                                    | Charter School Tuition Rate:        |                  |                               |                  |                  |                |
| 88  |                                                                                                                                                    | Regular Ed                          | \$14,441         | \$14,874                      | \$15,320         | \$15,780         |                |
| 89  |                                                                                                                                                    | Special Ed                          | \$37,568         | \$41,325                      | \$45,458         | \$50,003         |                |
| 90  |                                                                                                                                                    | CAT Enrollment:                     |                  |                               |                  |                  |                |
| 91  |                                                                                                                                                    | Full Time                           | 127              | 133                           | 140              | 147              |                |
| 92  |                                                                                                                                                    | Academic                            | 22               | 23                            | 24               | 25               |                |
| 93  |                                                                                                                                                    | CAT Tuition Rate:                   |                  |                               |                  |                  |                |
| 94  |                                                                                                                                                    | Full Time                           | \$21,539         | 22,099                        | \$22,673         | \$23,263         |                |
| 95  |                                                                                                                                                    | Academic                            | \$10,424         | 10,695                        | \$10,973         | \$11,259         |                |
| 96  |                                                                                                                                                    |                                     |                  |                               |                  |                  |                |
| 97  | <b>Supplies - 600</b>                                                                                                                              |                                     |                  | <b>% Increase Assumptions</b> |                  |                  |                |
| 98  |                                                                                                                                                    |                                     |                  | <b>2021-22</b>                | <b>2022-23</b>   | <b>2023-24</b>   | <b>2024-25</b> |
| 99  |                                                                                                                                                    | Educational/Admin Supplies&Software |                  | 4.00%                         | 4.00%            | 4.00%            | 4.00%          |
| 100 |                                                                                                                                                    | Gas and Oil                         |                  | 3.00%                         | 3.00%            | 3.00%            | 3.00%          |
| 101 |                                                                                                                                                    | Admin and Other Categories          |                  | 4.00%                         | 4.00%            | 4.00%            | 4.00%          |
| 102 |                                                                                                                                                    | <b>Curriculum Proposal Amount</b>   | <b>1,991,866</b> | <b>2,051,622</b>              | <b>2,113,171</b> | <b>2,176,566</b> |                |
| 103 |                                                                                                                                                    |                                     |                  |                               |                  |                  |                |
| 104 | <b>Property - 700</b>                                                                                                                              |                                     |                  | <b>% Increase Assumptions</b> |                  |                  |                |
| 105 |                                                                                                                                                    |                                     |                  | <b>2021-22</b>                | <b>2022-23</b>   | <b>2023-24</b>   | <b>2024-25</b> |
| 106 |                                                                                                                                                    | Equipment Purchases                 |                  | 3.00%                         | 3.00%            | 3.00%            | 3.00%          |
| 107 |                                                                                                                                                    | Technology Equipment *              |                  | 3.00%                         | 3.00%            | 3.00%            | 3.00%          |
| 108 | * Technology Equipment for 06-07,07-08 and 08-09 is paid out of capital projects fund and beginning 2009-10 it is paid out of capital reserve fund |                                     |                  |                               |                  |                  |                |
| 109 |                                                                                                                                                    |                                     |                  |                               |                  |                  |                |
| 110 |                                                                                                                                                    |                                     |                  |                               |                  |                  |                |
| 111 | <b>800 Other Object Dues and Fees</b>                                                                                                              |                                     |                  | <b>% Increase Assumptions</b> |                  |                  |                |
| 112 |                                                                                                                                                    |                                     |                  | <b>2021-22</b>                | <b>2022-23</b>   | <b>2023-24</b>   | <b>2024-25</b> |
| 113 |                                                                                                                                                    |                                     |                  | 3.00%                         | 3.00%            | 3.00%            | 3.00%          |

|    | A                                                                                                   | B              | C              | D              | E              |
|----|-----------------------------------------------------------------------------------------------------|----------------|----------------|----------------|----------------|
| 1  | <b>West Chester Area School District Budget Forecast Model</b><br><b><u>Revenue Assumptions</u></b> |                |                |                |                |
| 2  |                                                                                                     |                |                |                |                |
| 3  |                                                                                                     |                |                |                |                |
| 4  |                                                                                                     |                |                |                |                |
| 5  | <b><u>Local</u></b>                                                                                 | <b>2021-22</b> | <b>2022-23</b> | <b>2023-24</b> | <b>2024-25</b> |
| 6  | Collection Factor                                                                                   | 96.50%         | 96.50%         | 96.50%         | 96.50%         |
| 7  | Interim Taxes                                                                                       | 0.00%          | 0.00%          | 0.00%          | 0.00%          |
| 8  | Earned Income tax                                                                                   | 1.50%          | 1.50%          | 1.50%          | 1.50%          |
| 9  | Transfer Tax                                                                                        | 2.00%          | 2.00%          | 2.00%          | 2.00%          |
| 10 | Delinquent Taxes                                                                                    | 0.00%          | 0.00%          | 0.00%          | 0.00%          |
| 11 | Investment Earnings                                                                                 | 1.50%          | 1.50%          | 1.50%          | 1.50%          |
| 12 | Other                                                                                               | 0.00%          | 0.00%          | 0.00%          | 0.00%          |
| 13 |                                                                                                     |                |                |                |                |
| 14 | <b><u>State</u></b>                                                                                 | <b>2021-22</b> | <b>2022-23</b> | <b>2023-24</b> | <b>2024-25</b> |
| 15 | Basic Education                                                                                     | 0.0%           | 0.0%           | 0.0%           | 0.0%           |
| 16 | Special Education                                                                                   | 0.0%           | 0.0%           | 0.0%           | 0.0%           |
| 17 | Special Ed Contingency                                                                              | \$ -           | \$ -           | \$ -           | \$ -           |
| 18 | Transportation                                                                                      | 0.0%           | 0.0%           | 0.0%           | 0.0%           |
| 19 | Rent                                                                                                | \$ 1,077,468   | \$ 852,206     | \$ 938,548     | \$ 876,286     |
| 20 | Charter School (Reimb Rate)                                                                         | 0.0%           | 0.0%           | 0.0%           | 0.0%           |
| 21 | Social Security (Reimb Rate)                                                                        | 50.0%          | 50.0%          | 50.0%          | 50.0%          |
| 22 | Retirement (Reimb Rate)                                                                             | 50.0%          | 50.0%          | 50.0%          | 50.0%          |
| 23 | Other                                                                                               | 0.0%           | 0.0%           | 0.0%           | 0.0%           |
| 24 |                                                                                                     |                |                |                |                |
| 25 | <b><u>Federal</u></b>                                                                               | <b>2021-22</b> | <b>2022-23</b> | <b>2023-24</b> | <b>2024-25</b> |
| 26 | Title I                                                                                             | \$ 598,796     | \$ 598,796     | \$ 598,796     | \$ 598,796     |
| 27 | Title II                                                                                            | \$ 236,948     | \$ 236,948     | \$ 236,948     | \$ 236,948     |
| 28 | IDEA                                                                                                | \$ 1,431,536   | \$ 1,431,536   | \$ 1,431,536   | \$ 1,431,536   |
| 29 | Medical Access                                                                                      | \$ 500,000     | \$ 500,000     | \$ 500,000     | \$ 500,000     |
| 30 | Other                                                                                               | \$ 144,061     | \$ 144,061     | \$ 144,061     | \$ 144,061     |
| 31 |                                                                                                     |                |                |                |                |
| 32 | <b><u>Other</u></b>                                                                                 | <b>2021-22</b> | <b>2022-23</b> | <b>2023-24</b> | <b>2024-25</b> |
| 33 | To Cap Res                                                                                          | 4.0%           | 4.0%           | 4.0%           | 4.0%           |

West Chester Area School District  
Assumptions for Salaries

| <u>Additional Headcount Expenses</u>   | 2020-21<br>Budget | 2020-21<br>Projected | 2021-22<br>Forecast | 2022-23<br>Forecast | 2023-24<br>Forecast | 2024-25<br>Forecast |
|----------------------------------------|-------------------|----------------------|---------------------|---------------------|---------------------|---------------------|
| <b>Administrators</b>                  |                   |                      |                     |                     |                     |                     |
| Average New Hire Salary                | \$128,915         |                      | \$132,267           | \$135,706           | \$139,234           | \$142,854           |
| Additional Headcount                   | -                 |                      | 1.00                | -                   | -                   | -                   |
| Additional Salary Expense              | \$0               |                      | \$135,977           | \$0                 | \$0                 | \$0                 |
| <b>Teacher</b>                         |                   |                      |                     |                     |                     |                     |
| Average New Hire Salary                | \$57,882          | \$54,822             | \$56,284            | \$57,394            | \$58,533            | \$59,702            |
| Average Teacher Salary                 | \$74,851          | \$73,927             | \$75,405            | \$79,067            | \$80,637            | \$82,247            |
| Headcount Change ( <i>Enrollment</i> ) | 8.40              |                      | 38.00               | -                   | -                   | -                   |
| Headcount Change ( <i>Curricular</i> ) | 11.60             |                      | -                   | -                   | -                   | -                   |
| Change Salary Expense                  | \$1,187,035       |                      | \$2,106,987         | \$0                 | \$0                 | \$0                 |
| <b>Non-Bargaining</b>                  |                   |                      |                     |                     |                     |                     |
| Average New Hire Salary                | \$69,818          |                      | \$71,634            | \$73,496            | \$75,407            | \$77,367            |
| Additional Headcount                   | 2.00              |                      | -                   | -                   | -                   | -                   |
| Additional Salary Expense              | \$72,600          |                      | \$0                 | \$0                 | \$0                 | \$0                 |
| <b>Support Staff</b>                   |                   |                      |                     |                     |                     |                     |
| Average New Hire Salary                | \$26,817          |                      | \$27,286            | \$28,820            | \$29,676            | \$30,447            |
| Additional Headcount                   | 1.00              |                      | 3.50                | -                   | -                   | -                   |
| Additional Salary Expense              | \$19,500          |                      | \$127,130           | \$0                 | \$0                 | \$0                 |
| <b>Crafts/Trades</b>                   |                   |                      |                     |                     |                     |                     |
| Average New Hire Salary                | \$42,882          |                      | \$44,478            | \$45,830            | \$47,617            | \$48,855            |
| Additional Headcount                   | -                 |                      | 4.50                | -                   | -                   | -                   |
| Additional Salary Expense              | \$0               |                      | \$178,620           | \$0                 | \$0                 | \$0                 |

|                                                    | 2020-21<br>Budget | 2020-21<br>Projected | 2021-22<br>Forecast | 2022-23<br>Forecast | 2023-24<br>Forecast | 2024-25<br>Forecast |
|----------------------------------------------------|-------------------|----------------------|---------------------|---------------------|---------------------|---------------------|
| <u><b>Teacher Staffing Changes Detail</b></u>      |                   |                      | 2.85%               | 2.60%               | 2.60%               | 2.60%               |
| Salary before Attrition                            | 72,973,487        |                      | 75,761,830          | 79,380,407          | 80,931,297          | 82,522,511          |
| Attrition - (vacancies)                            | 750,000           |                      | 750,000             | 750,000             | 750,000             | 750,000             |
| Estimated Attrition (turnover)                     | 500,000           |                      | 500,000             | 500,000             | 500,000             | 500,000             |
| Increase with Attrition                            | 71,723,487        | 72,576,855           | 74,511,830          | 78,130,407          | 79,681,297          | 81,272,511          |
| Increase with Attrition                            |                   |                      | 2.67%               | 1.97%               | 1.99%               | 2.00%               |
| Staffing changes                                   | 1,187,035         | -                    | 2,106,987           | -                   | -                   | -                   |
| Teacher Salary (with attrition & staffing changes) | 72,910,522        | 72,576,855           | 76,618,817          | 78,130,407          | 79,681,297          | 81,272,511          |
| Increase with Attrition & Staffing Changes         |                   |                      | 5.57%               | 1.97%               | 1.99%               | 2.00%               |

West Chester Area School District  
Assumptions for Salaries

|                                      | <b>TOTAL SALARY EXPENSE</b> |                      |                     |                     |                     |                     |
|--------------------------------------|-----------------------------|----------------------|---------------------|---------------------|---------------------|---------------------|
|                                      | 2020-21<br>Budget           | 2020-21<br>Projected | 2021-22<br>Forecast | 2022-23<br>Forecast | 2023-24<br>Forecast | 2024-25<br>Forecast |
| Admin Staff                          | 9,237,294                   | 9,378,877            | 9,826,441           | 10,081,928          | 10,344,058          | 10,613,004          |
| <b>Total Administration Salaries</b> | <b>9,237,294</b>            | <b>9,378,877</b>     | <b>9,826,441</b>    | <b>10,081,928</b>   | <b>10,344,058</b>   | <b>10,613,004</b>   |
| Teacher Staff Salaries               | 72,910,522                  | 72,576,855           | 76,618,817          | 78,130,407          | 79,681,297          | 81,272,511          |
| Extra Duty Pymnts (123)              | 1,090,649                   | 1,140,944            | 1,031,111           | 1,051,453           | 1,072,324           | 1,093,738           |
| Sabbatical Pymnts (124)              | 300,000                     | 300,000              | 300,000             | 300,000             | 300,000             | 300,000             |
| Subject Chair Pymnts (125)           | 421,496                     | 421,496              | 421,496             | 421,496             | 421,496             | 421,496             |
| Severance Pymnts (127)               | 392,000                     | 392,000              | 400,609             | 408,512             | 416,621             | 424,941             |
| Supplemental Contracts (135)         | 2,167,000                   | 2,167,000            | 2,167,000           | 2,167,000           | 2,167,000           | 2,167,000           |
| <b>Total Teaching Salaries</b>       | <b>77,281,667</b>           | <b>76,998,295</b>    | <b>80,939,033</b>   | <b>82,478,868</b>   | <b>84,058,739</b>   | <b>85,679,687</b>   |
| Reg Salaries (141)                   | 4,054,914                   | 4,054,914            | 4,160,342           | 4,268,511           | 4,379,492           | 4,493,359           |
| Overtime (143)                       | 2,000                       | 2,000                | 2,000               | 2,000               | 2,000               | 2,000               |
| <b>Technical</b>                     | <b>4,056,914</b>            | <b>4,056,914</b>     | <b>4,162,342</b>    | <b>4,270,511</b>    | <b>4,381,492</b>    | <b>4,495,359</b>    |
| Reg Salaries (151)                   | 2,911,088                   | 2,911,088            | 3,038,452           | 3,209,213           | 3,304,527           | 3,390,444           |
| Overtime (153)                       | 60,830                      | 60,830               | 53,351              | 56,349              | 58,022              | 59,531              |
| Library/Office Aides (154),(155)     | 503,231                     | 503,231              | 524,538             | 554,017             | 570,471             | 585,303             |
| Technology Aides (158)               | 434,855                     | 434,855              | 480,675             | 507,689             | 522,767             | 536,359             |
| Instructional Aides (191)            | 2,341,711                   | 2,341,711            | 2,382,691           | 2,516,598           | 2,591,341           | 2,658,716           |
| Instructional Aides OT (193)         | 59,450                      | 59,450               | 60,490              | 63,890              | 65,787              | 67,498              |
| <b>Office Clerical</b>               | <b>6,311,165</b>            | <b>6,311,165</b>     | <b>6,540,196</b>    | <b>6,907,755</b>    | <b>7,112,916</b>    | <b>7,297,852</b>    |
| Reg Salaries Oper & Maint(161)       | 5,266,503                   | 5,266,503            | 5,641,037           | 5,812,524           | 6,039,213           | 6,196,232           |
| Temporary salaries (162)             | 75,000                      | 75,000               | 77,790              | 80,155              | 83,281              | 85,446              |
| Overtime (163)                       | 180,000                     | 180,000              | 186,696             | 192,372             | 199,874             | 205,071             |
| Severance (167)                      | 40,000                      | 40,000               | 40,000              | 40,000              | 40,000              | 40,000              |
| Reg Salaries Technology (168)        | 680,689                     | 680,689              | 692,601             | 731,525             | 753,252             | 772,836             |
| <b>Crafts and Trades</b>             | <b>6,242,192</b>            | <b>6,242,192</b>     | <b>6,638,124</b>    | <b>6,856,576</b>    | <b>7,115,619</b>    | <b>7,299,585</b>    |
| <b>Total Salary Expense</b>          | <b>103,129,232</b>          | <b>102,987,443</b>   | <b>108,106,136</b>  | <b>110,595,638</b>  | <b>113,012,824</b>  | <b>115,385,486</b>  |
| <b>% Increase</b>                    |                             | -0.14%               | 4.97%               | 2.30%               | 2.19%               | 2.10%               |

| POSITIONS                                         | Func | Acct | Prog      | 2020-21 Budget |               |               |              | Total         | 2020-21 Actual |               |               |              | Total         | 2020-21 Budget to Actual |               |             |               | Total       |
|---------------------------------------------------|------|------|-----------|----------------|---------------|---------------|--------------|---------------|----------------|---------------|---------------|--------------|---------------|--------------------------|---------------|-------------|---------------|-------------|
|                                                   |      |      |           | ELM<br>Elem    | MID<br>Middle | HS<br>High    | OTH<br>Other |               | ELM<br>Elem    | MID<br>Middle | HS<br>High    | OTH<br>Other |               | ELM<br>Elem              | MID<br>Middle | HS<br>High  | OTH<br>Other  |             |
| <b>School Administration</b>                      |      |      |           |                |               |               |              |               |                |               |               |              |               |                          |               |             |               |             |
| Superintendent                                    | 2360 | 111  | 52        | -              | -             | -             | 1.00         | 1.00          | -              | -             | -             | 1.00         | 1.00          | -                        | -             | -           | -             |             |
| Asst Supt of Curriculum and Secondary Ed          | 2260 | 111  | 53        | -              | -             | -             | 1.00         | 1.00          | -              | -             | -             | 1.00         | 1.00          | -                        | -             | -           | -             |             |
| Pupil Services Director                           | 2111 | 111  | 18        | -              | -             | -             | 1.00         | 1.00          | -              | -             | -             | 1.00         | 1.00          | -                        | -             | -           | -             |             |
| Pupil Services Supervisor                         | 2119 | 111  | 18        | -              | -             | -             | 1.00         | 1.00          | -              | -             | -             | 1.00         | 1.00          | -                        | -             | -           | -             |             |
| Social Studies/ Fine Arts Supervisor              | 2260 | 111  | 20        | -              | -             | -             | 1.00         | 1.00          | -              | -             | -             | 1.00         | 1.00          | -                        | -             | -           | -             |             |
| Social Work Coordinator                           | 2160 | 111  | 18F       | -              | -             | -             | 1.00         | 1.00          | -              | -             | -             | 1.00         | 1.00          | -                        | -             | -           | -             |             |
| Equity / ELD / World Language Supervisor          | 2260 | 111  | 02        | -              | -             | -             | 1.00         | 1.00          | -              | -             | -             | 1.00         | 1.00          | -                        | -             | -           | -             |             |
| Language Arts Supervisor                          | 2260 | 111  | 06        | -              | -             | -             | 1.00         | 1.00          | -              | -             | -             | 1.00         | 1.00          | -                        | -             | -           | -             |             |
| Mathematics Supervisor                            | 2260 | 111  | 15        | -              | -             | -             | 1.00         | 1.00          | -              | -             | -             | 1.00         | 1.00          | -                        | -             | -           | -             |             |
| Science / FCS / Tech Ed / Health & PE Supervisor  | 2260 | 111  | 19        | -              | -             | -             | 1.00         | 1.00          | -              | -             | -             | 1.00         | 1.00          | -                        | -             | -           | -             |             |
| Assessment / Re-evaluation Supervisor             | 2260 | 111  | 50E       | -              | -             | -             | 1.00         | 1.00          | -              | -             | -             | 1.00         | 1.00          | -                        | -             | -           | -             |             |
| Instructional Technology Coordinator              | 2270 | 111  | 10        | -              | -             | -             | 3.00         | 3.00          | -              | -             | -             | 4.00         | 4.00          | -                        | -             | 1.00        | 1.00          |             |
| Director of Teaching and Learning                 | 2360 | 111  | 52B       | -              | -             | -             | 1.00         | 1.00          | -              | -             | -             | 1.00         | 1.00          | -                        | -             | -           | -             |             |
| Elementary Director of Education                  | 2360 | 111  | 52E       | -              | -             | -             | 1.00         | 1.00          | -              | -             | -             | 1.00         | 1.00          | -                        | -             | -           | -             |             |
| Communications Program Director                   | 2370 | 111  | 52        | -              | -             | -             | 1.00         | 1.00          | -              | -             | -             | 1.00         | 1.00          | -                        | -             | -           | -             |             |
| Director of Equity & Assessment                   | 2260 | 111  | 52M       | -              | -             | -             | -            | -             | -              | -             | -             | 1.00         | 1.00          | -                        | -             | 1.00        | 1.00          |             |
| Principals and Asst. Principals                   | 2380 | 111  | 40        | 10.00          | 9.00          | 12.00         | -            | 31.00         | 10.00          | 9.00          | 12.00         | -            | 31.00         | -                        | -             | -           | -             |             |
| Coordinator of Nursing Services                   | 2440 | 111  | 18D       | -              | -             | -             | 1.00         | 1.00          | -              | -             | -             | 1.00         | 1.00          | -                        | -             | -           | -             |             |
| Business Affairs Director / Asst. Director        | 2511 | 111  | 55        | -              | -             | -             | 2.00         | 2.00          | -              | -             | -             | 2.00         | 2.00          | -                        | -             | -           | -             |             |
| Facilities & Operations Director / Asst. Director | 2611 | 111  | 71        | -              | -             | -             | 1.00         | 1.00          | -              | -             | -             | 1.00         | 1.00          | -                        | -             | -           | -             |             |
| Technology Director                               | 2821 | 111  | 10        | -              | -             | -             | 1.00         | 1.00          | -              | -             | -             | 1.00         | 1.00          | -                        | -             | -           | -             |             |
| Human Resources Director / Asst. Director         | 2831 | 111  | 54        | -              | -             | -             | 2.00         | 2.00          | -              | -             | -             | 2.00         | 2.00          | -                        | -             | -           | -             |             |
| IT Services Coordinator                           | 2840 | 111  | 50Z       | -              | -             | -             | 1.00         | 1.00          | -              | -             | -             | 1.00         | 1.00          | -                        | -             | -           | -             |             |
| Athletic Director                                 | 3200 | 111  | 30S       | -              | -             | 3.00          | -            | 3.00          | -              | -             | 3.00          | -            | 3.00          | -                        | -             | -           | -             |             |
| Special Education Supervisors                     | 1291 | 111  | 21        | -              | -             | -             | 3.00         | 3.00          | -              | -             | -             | 3.00         | 3.00          | -                        | -             | -           | -             |             |
| <b>School Administration Total</b>                |      |      |           | <b>10.00</b>   | <b>9.00</b>   | <b>15.00</b>  | <b>28.00</b> | <b>62.00</b>  | <b>10.00</b>   | <b>9.00</b>   | <b>15.00</b>  | <b>30.00</b> | <b>64.00</b>  | -                        | -             | <b>2.00</b> | <b>2.00</b>   |             |
| <b>Teachers</b>                                   |      |      |           |                |               |               |              |               |                |               |               |              |               |                          |               |             |               |             |
| Full Day KG                                       | 1110 | 121  | 08F       | 42.00          | -             | -             | -            | 42.00         | 32.00          | -             | -             | -            | 32.00         | (10.00)                  | -             | -           | (10.00)       |             |
| 1st Grade                                         | 1110 | 121  | 09        | 41.00          | -             | -             | -            | 41.00         | 34.00          | -             | -             | -            | 34.00         | (7.00)                   | -             | -           | (7.00)        |             |
| 2nd Grade                                         | 1110 | 121  | 09        | 40.00          | -             | -             | -            | 40.00         | 34.00          | -             | -             | -            | 34.00         | (6.00)                   | -             | -           | (6.00)        |             |
| 3rd Grade                                         | 1110 | 121  | 09        | 39.00          | -             | -             | -            | 39.00         | 32.00          | -             | -             | -            | 32.00         | (7.00)                   | -             | -           | (7.00)        |             |
| 4th Grade                                         | 1110 | 121  | 09        | 33.00          | -             | -             | -            | 33.00         | 30.00          | -             | -             | -            | 30.00         | (3.00)                   | -             | -           | (3.00)        |             |
| 5th Grade                                         | 1110 | 121  | 09        | 37.00          | -             | -             | -            | 37.00         | 31.00          | -             | -             | -            | 31.00         | (6.00)                   | -             | -           | (6.00)        |             |
| Art                                               | 1110 | 121  | 01        | 9.80           | 7.40          | 7.80          | -            | 25.00         | 8.17           | 7.14          | 7.40          | -            | 22.71         | (1.63)                   | (0.26)        | (0.40)      | (2.29)        |             |
| ELD                                               | 1110 | 121  | 02        | 13.50          | 4.60          | 3.60          | -            | 21.70         | 12.50          | 4.80          | 3.60          | -            | 20.90         | (1.00)                   | 0.20          | -           | (0.80)        |             |
| Eng/Lang Arts                                     | 1110 | 121  | 06        | -              | 27.40         | 33.05         | -            | 60.45         | -              | 23.60         | 32.40         | -            | 56.00         | -                        | (3.80)        | (0.65)      | (4.45)        |             |
| World Language                                    | 1110 | 121  | 07        | -              | 9.60          | 23.40         | -            | 33.00         | -              | 9.60          | 20.20         | -            | 29.80         | -                        | -             | (3.20)      | (3.20)        |             |
| Instructional Coaches                             | 1110 | 121  | 09        | 10.00          | -             | -             | -            | 10.00         | 10.00          | -             | -             | -            | 10.00         | -                        | -             | -           | -             |             |
| Computer/Tech Ed                                  | 1110 | 121  | 10        | -              | 5.20          | -             | -            | 5.20          | -              | 4.80          | -             | -            | 4.80          | -                        | (0.40)        | -           | (0.40)        |             |
| Health                                            | 1110 | 121  | 11A       | -              | 9.53          | 6.80          | -            | 16.33         | -              | 8.28          | 6.45          | -            | 14.73         | -                        | (1.25)        | (0.35)      | (1.60)        |             |
| Math                                              | 1110 | 121  | 15        | -              | 29.00         | 39.20         | -            | 68.20         | -              | 25.40         | 36.40         | -            | 61.80         | -                        | (3.60)        | (2.80)      | (6.40)        |             |
| Phys Ed                                           | 1110 | 121  | 17A       | 10.00          | 7.07          | 13.20         | 1.50         | 31.77         | 8.30           | 6.32          | 12.45         | 1.40         | 28.47         | (1.70)                   | (0.75)        | (0.75)      | (0.10)        |             |
| Science                                           | 1110 | 121  | 19        | -              | 23.60         | 42.85         | -            | 66.45         | -              | 20.40         | 39.10         | -            | 59.50         | -                        | (3.20)        | (3.75)      | (6.95)        |             |
| Social Studies                                    | 1110 | 121  | 20        | -              | 22.80         | 39.00         | -            | 61.80         | -              | 20.00         | 36.90         | -            | 56.90         | -                        | (2.80)        | (2.10)      | (4.90)        |             |
| AP Capstone                                       | 1110 | 121  | 25        | -              | -             | 0.40          | -            | 0.40          | -              | -             | 0.25          | -            | 0.25          | -                        | -             | (0.15)      | (0.15)        |             |
| Reading Specialist/Teacher                        | 1110 | 121  | 06A - 06B | 21.20          | 14.80         | 3.00          | -            | 39.00         | 21.00          | 12.60         | 3.00          | -            | 36.60         | (0.20)                   | (2.20)        | -           | (2.40)        |             |
| Music -Vocal                                      | 1110 | 121  | 16A       | 9.75           | 3.25          | 2.80          | -            | 15.80         | 8.20           | 3.05          | 2.60          | -            | 13.85         | (1.55)                   | (0.20)        | (0.20)      | (1.95)        |             |
| Music -Instrumental                               | 1110 | 121  | 16B       | 10.00          | 8.00          | 4.00          | -            | 22.00         | 10.00          | 8.15          | 3.80          | -            | 21.95         | -                        | 0.15          | (0.20)      | (0.05)        |             |
| Cyber School                                      | 1110 | 121  | 25        | -              | -             | -             | 4.00         | 4.00          | 48.03          | 19.71         | 16.80         | -            | 84.54         | 48.03                    | 19.71         | 16.80       | (4.00)        |             |
| TITLE 1 (federal prog)                            | 1190 | 121  | 35        | 3.80           | -             | -             | -            | 3.80          | 3.40           | -             | -             | 0.60         | 4.00          | (0.40)                   | -             | -           | 0.60          |             |
| <b>Total</b>                                      |      |      |           | <b>320.05</b>  | <b>172.25</b> | <b>219.10</b> | <b>5.50</b>  | <b>716.90</b> | <b>322.60</b>  | <b>173.85</b> | <b>221.35</b> | <b>2.00</b>  | <b>719.80</b> | <b>2.55</b>              | <b>1.60</b>   | <b>2.25</b> | <b>(3.50)</b> | <b>2.90</b> |



| POSITIONS                                                           | Func | Acct | Prog | 2020-21 Budget |               |            |              |        | 2020-21 Actual |               |            |              |        | 2020-21 Budget to Actual |               |            |              |        |
|---------------------------------------------------------------------|------|------|------|----------------|---------------|------------|--------------|--------|----------------|---------------|------------|--------------|--------|--------------------------|---------------|------------|--------------|--------|
|                                                                     |      |      |      | ELM<br>Elem    | MID<br>Middle | HS<br>High | OTH<br>Other | Total  | ELM<br>Elem    | MID<br>Middle | HS<br>High | OTH<br>Other | Total  | ELM<br>Elem              | MID<br>Middle | HS<br>High | OTH<br>Other | Total  |
| Fam and Cons Science                                                | 1340 | 121  | 12   | -              | 7.20          | 6.40       | -            | 13.60  | -              | 6.65          | 6.40       | -            | 13.05  | -                        | (0.55)        | -          | -            | (0.55) |
| Industrial Arts                                                     | 1350 | 121  | 13   | -              | 7.40          | 3.80       | -            | 11.20  | -              | 6.60          | 3.60       | -            | 10.20  | -                        | (0.80)        | (0.20)     | -            | (1.00) |
| Business Education                                                  | 1360 | 121  | 03   | -              | -             | 5.70       | -            | 5.70   | -              | -             | 5.60       | -            | 5.60   | -                        | -             | (0.10)     | -            | (0.10) |
| Cyber Vocational Education                                          | 1300 | 121  | 05   | -              | -             | -          | -            | -      | -              | 1.00          | 1.20       | -            | 2.20   | -                        | 1.00          | 1.20       | -            | 2.20   |
| <b>Total</b>                                                        |      |      |      | -              | 14.60         | 15.90      | -            | 30.50  | -              | 14.25         | 16.80      | -            | 31.05  | -                        | (0.35)        | 0.90       | -            | 0.55   |
| Special Education (general)                                         | 1291 | 121  | 21   | -              | -             | -          | 6.00         | 6.00   | -              | -             | -          | 6.00         | 6.00   | -                        | -             | -          | -            | -      |
| Autistic                                                            | 1233 | 121  | 21C  | 6.50           | 3.00          | 2.50       | -            | 12.00  | 7.00           | 3.00          | 2.00       | -            | 12.00  | 0.50                     | -             | (0.50)     | -            | -      |
| Emotional Support                                                   | 1231 | 121  | 21C  | 2.00           | 1.50          | 3.50       | -            | 7.00   | 2.00           | 1.50          | 4.50       | -            | 8.00   | -                        | -             | 1.00       | -            | 1.00   |
| Transitional Program                                                | 1231 | 121  | 21L  | -              | -             | -          | 1.00         | 1.00   | 2.50           | 2.00          | -          | -            | 4.50   | 2.50                     | 2.00          | -          | (1.00)       | 3.50   |
| Life Skills                                                         | 1211 | 121  | 21F  | 2.50           | 1.00          | 1.50       | -            | 5.00   | -              | -             | 1.00       | -            | 1.00   | (2.50)                   | (1.00)        | (0.50)     | -            | (4.00) |
| Learn Supp/ Life Skills                                             | 1241 | 121  | 21F  | 29.50          | 20.50         | 24.50      | -            | 74.50  | 26.50          | 19.50         | 20.30      | -            | 66.30  | (3.00)                   | (1.00)        | (4.20)     | -            | (8.20) |
| Multiple Disabilities                                               | 1270 | 121  | 21J  | 2.00           | 1.00          | -          | -            | 3.00   | 2.00           | 1.00          | -          | -            | 3.00   | -                        | -             | -          | -            | -      |
| Speech & Language Therapist                                         | 1225 | 121  | 21   | -              | 0.30          | 0.70       | 13.00        | 14.00  | -              | -             | -          | 13.00        | 13.00  | -                        | (0.30)        | (0.70)     | -            | (1.00) |
| Gifted Program Teachers                                             | 1243 | 121  | 21A  | 7.00           | 3.70          | 3.70       | -            | 14.40  | 8.00           | 3.50          | 3.60       | -            | 15.10  | 1.00                     | (0.20)        | (0.10)     | -            | 0.70   |
| Cyber Special Education                                             | 1200 | 121  | 05   | -              | -             | -          | -            | -      | 6.00           | 2.40          | 2.60       | 1.00         | 12.00  | 6.00                     | 2.40          | 2.60       | 1.00         | 12.00  |
| <b>Total</b>                                                        |      |      |      | 49.50          | 31.00         | 36.40      | 20.00        | 136.90 | 54.00          | 32.90         | 34.00      | 20.00        | 140.90 | 4.50                     | 1.90          | (2.40)     | -            | 4.00   |
| Guidance Counselors                                                 | 2120 | 121  | 18B  | 10.00          | 10.00         | 18.00      | -            | 38.00  | 8.00           | 9.50          | 18.50      | -            | 36.00  | (2.00)                   | (0.50)        | 0.50       | -            | (2.00) |
| Certified Nurses                                                    | 2440 | 121  | 18D  | 8.00           | 3.00          | 3.00       | -            | 14.00  | 8.00           | 3.00          | 3.00       | -            | 14.00  | -                        | -             | -          | -            | -      |
| Psychologists                                                       | 2140 | 121  | 18C  | 9.80           | 3.00          | 3.00       | -            | 15.80  | 9.80           | 3.00          | 3.00       | -            | 15.80  | -                        | -             | -          | -            | -      |
| Case Workers                                                        | 2160 | 121  | 18F  | -              | -             | -          | 8.00         | 8.00   | -              | -             | -          | 8.00         | 8.00   | -                        | -             | -          | -            | -      |
| Librarian                                                           | 2250 | 121  | 14   | 10.00          | 3.00          | 3.00       | -            | 16.00  | 8.30           | 3.00          | 3.00       | -            | 14.30  | (1.70)                   | -             | -          | -            | (1.70) |
| Cyber Support Services                                              | 2000 | 121  | 05   | -              | -             | -          | -            | -      | 3.70           | -             | -          | -            | 3.70   | 3.70                     | -             | -          | -            | 3.70   |
| <b>Total</b>                                                        |      |      |      | 37.80          | 19.00         | 27.00      | 8.00         | 91.80  | 37.80          | 18.50         | 27.50      | 8.00         | 91.80  | -                        | (0.50)        | 0.50       | -            | -      |
| Athletic Trainer                                                    | 3200 | 121  | 30S  | -              | -             | 3.00       | -            | 3.00   | -              | -             | 3.00       | -            | 3.00   | -                        | -             | -          | -            | -      |
| Audio Visual                                                        | 2220 | 121  | 14A  | -              | -             | 1.30       | -            | 1.30   | -              | -             | 1.40       | -            | 1.40   | -                        | -             | 0.10       | -            | 0.10   |
| Cyber Audio Visual                                                  | 2200 | 121  | 05   | -              | -             | -          | -            | -      | -              | -             | 0.20       | -            | 0.20   | -                        | -             | 0.20       | -            | 0.20   |
| <b>Total</b>                                                        |      |      |      | -              | -             | 4.30       | -            | 4.30   | -              | -             | 4.60       | -            | 4.60   | -                        | -             | 0.30       | -            | 0.30   |
| <b>Teacher Total</b>                                                |      |      |      | 407.35         | 236.85        | 302.70     | 33.50        | 980.40 | 414.40         | 239.50        | 304.25     | 30.00        | 988.15 | 7.05                     | 2.65          | 1.55       | (3.50)       | 7.75   |
| <i>Secretarial Staff - Central Office and School Administration</i> |      |      |      |                |               |            |              |        |                |               |            |              |        |                          |               |            |              |        |
| Sec to Superintendent                                               | 2360 | 151  | 52   | -              | -             | -          | 1.00         | 1.00   | -              | -             | -          | 1.00         | 1.00   | -                        | -             | -          | -            | -      |
| Sec to the Prog Dir Professional Devel                              | 2360 | 151  | 52B  | -              | -             | -          | 1.00         | 1.00   | -              | -             | -          | 1.00         | 1.00   | -                        | -             | -          | -            | -      |
| Sec to Elementary Dir of Education                                  | 2360 | 151  | 52E  | -              | -             | -          | 0.95         | 0.95   | -              | -             | -          | 0.95         | 0.95   | -                        | -             | -          | -            | -      |
| Sec to Principals and Asst. Principals                              | 2380 | 151  | 40   | 10.00          | 6.00          | 9.00       | -            | 25.00  | 10.00          | 6.00          | 9.00       | -            | 25.00  | -                        | -             | -          | -            | -      |
| Sec to Technology Dir                                               | 2821 | 151  | 10   | -              | -             | -          | 1.00         | 1.00   | -              | -             | -          | 1.00         | 1.00   | -                        | -             | -          | -            | -      |
| Sec for Attendance/Child Acctg                                      | 2130 | 151  | 18A  | -              | 3.00          | 3.00       | -            | 6.00   | -              | 3.00          | 3.00       | -            | 6.00   | -                        | -             | -          | -            | -      |
| Sec for Guidance                                                    | 2120 | 151  | 18B  | -              | -             | 6.00       | -            | 6.00   | -              | -             | 6.00       | -            | 6.00   | -                        | -             | -          | -            | -      |
| Sec to Facilities & Operations Dir                                  | 2611 | 151  | 71   | -              | -             | -          | 2.00         | 2.00   | -              | -             | -          | 2.00         | 2.00   | -                        | -             | -          | -            | -      |
| Sec to Curriculum Supv.                                             | 2260 | 151  | 50   | -              | -             | -          | 2.00         | 2.00   | -              | -             | -          | 2.00         | 2.00   | -                        | -             | -          | -            | -      |
| Sec to Special Ed Dir/Supervisors                                   | 1291 | 151  | 21   | -              | -             | -          | 3.50         | 3.50   | -              | -             | -          | 3.50         | 3.50   | -                        | -             | -          | -            | -      |
| Sec to Special Ed Dir/Supervisors                                   | 1291 | 151  | 35   | -              | -             | -          | 0.50         | 0.50   | -              | -             | -          | 0.50         | 0.50   | -                        | -             | -          | -            | -      |
| Sec. Director of Pupil Services                                     | 2111 | 151  | 18   | -              | -             | -          | 1.00         | 1.00   | -              | -             | -          | 1.00         | 1.00   | -                        | -             | -          | -            | -      |
| Sec to Instruct Technology Coordinator                              | 2829 | 151  | 10   | -              | -             | -          | 1.00         | 1.00   | -              | -             | -          | 1.00         | 1.00   | -                        | -             | -          | -            | -      |
| Sec to Gifted                                                       | 2119 | 151  | 18   | -              | -             | -          | 1.00         | 1.00   | -              | -             | -          | 1.00         | 1.00   | -                        | -             | -          | -            | -      |
| Sec to Title I                                                      | 2850 | 151  | 35   | -              | -             | -          | 0.05         | 0.05   | -              | -             | -          | 0.05         | 0.05   | -                        | -             | -          | -            | -      |
| Sec to ELD & Equity Supervisor                                      | 2260 | 151  | 52M  | -              | -             | -          | 1.00         | 1.00   | -              | -             | -          | 1.00         | 1.00   | -                        | -             | -          | -            | -      |
| Sec to Athletic Director                                            | 3200 | 151  | 30S  | -              | -             | 3.00       | -            | 3.00   | -              | -             | 3.00       | -            | 3.00   | -                        | -             | -          | -            | -      |
| <b>Total</b>                                                        |      |      |      | 10.00          | 9.00          | 21.00      | 16.00        | 56.00  | 10.00          | 9.00          | 21.00      | 16.00        | 56.00  | -                        | -             | -          | -            | -      |
| Full Day KG                                                         | 1110 | 191  | 08F  | 8.00           | -             | -          | -            | 8.00   | 8.00           | -             | -          | -            | 8.00   | -                        | -             | -          | -            | -      |
| ELD                                                                 | 1110 | 191  | 02   | 9.00           | 1.00          | 3.00       | -            | 13.00  | 8.00           | 2.00          | 3.00       | -            | 13.00  | (1.00)                   | 1.00          | -          | -            | -      |
| Autistic                                                            | 1233 | 191  | 21C  | -              | -             | -          | 17.00        | 17.00  | -              | -             | -          | 17.00        | 17.00  | -                        | -             | -          | -            | -      |
| Emotional Support                                                   | 1231 | 191  | 21C  | -              | -             | -          | 7.00         | 7.00   | -              | -             | -          | 7.00         | 7.00   | -                        | -             | -          | -            | -      |
| Transitional Program                                                | 1231 | 191  | 21L  | -              | -             | -          | 1.00         | 1.00   | -              | -             | -          | 1.00         | 1.00   | -                        | -             | -          | -            | -      |
| Life Skills                                                         | 1211 | 191  | 21F  | -              | -             | -          | 9.00         | 9.00   | -              | -             | -          | 9.00         | 9.00   | -                        | -             | -          | -            | -      |
| Learn Supp/ Life Skills                                             | 1241 | 191  | 21F  | -              | -             | -          | 63.00        | 63.00  | -              | -             | -          | 63.00        | 63.00  | -                        | -             | -          | -            | -      |
| <b>Total</b>                                                        |      |      |      | 17.00          | 1.00          | 3.00       | 97.00        | 118.00 | 16.00          | 2.00          | 3.00       | 97.00        | 118.00 | (1.00)                   | 1.00          | -          | -            | -      |

| POSITIONS                                                                 | Func | Acct | Prog | 2020-21 Budget |               |               |               |                 | 2020-21 Actual |               |               |               |                 | 2020-21 Budget to Actual |               |             |               |             |
|---------------------------------------------------------------------------|------|------|------|----------------|---------------|---------------|---------------|-----------------|----------------|---------------|---------------|---------------|-----------------|--------------------------|---------------|-------------|---------------|-------------|
|                                                                           |      |      |      | ELM<br>Elem    | MID<br>Middle | HS<br>High    | OTH<br>Other  | Total           | ELM<br>Elem    | MID<br>Middle | HS<br>High    | OTH<br>Other  | Total           | ELM<br>Elem              | MID<br>Middle | HS<br>High  | OTH<br>Other  | Total       |
| Library Assistant                                                         | 2250 | 154  | 14   | 5.00           | 1.00          | 3.00          | -             | 9.00            | 5.00           | 1.00          | 3.00          | -             | 9.00            | -                        | -             | -           | -             | -           |
| Security Greeter                                                          | 2190 | 154  | 18   | -              | -             | 3.00          | -             | 3.00            | -              | -             | 3.00          | -             | 3.00            | -                        | -             | -           | -             | -           |
| Office Assistant (Dis)                                                    | 2380 | 154  | 40   | 10.00          | -             | -             | -             | 10.00           | 10.00          | -             | -             | -             | 10.00           | -                        | -             | -           | -             | -           |
| <b>Total</b>                                                              |      |      |      | <b>15.00</b>   | <b>1.00</b>   | <b>6.00</b>   | <b>-</b>      | <b>22.00</b>    | <b>15.00</b>   | <b>1.00</b>   | <b>6.00</b>   | <b>-</b>      | <b>22.00</b>    | <b>-</b>                 | <b>-</b>      | <b>-</b>    | <b>-</b>      | <b>-</b>    |
| RN-LPN (non-public)                                                       | 2450 | 141  | 18D  | -              | -             | -             | 3.20          | 3.20            | -              | -             | -             | 3.20          | 3.20            | -                        | -             | -           | -             | -           |
| RN-LPN (District)                                                         | 2440 | 141  | 18D  | 4.00           | 1.00          | 3.00          | 2.00          | 10.00           | 4.20           | 1.00          | 3.00          | 1.80          | 10.00           | 0.20                     | -             | -           | (0.20)        | -           |
| APT Program Coordinator                                                   | 1231 | 121  | 21L  | -              | -             | -             | -             | -               | -              | -             | -             | -             | -               | -                        | -             | -           | -             | -           |
| Pupil Service Specialist                                                  | 1291 | 141  | 21   | -              | -             | -             | 0.60          | 0.60            | -              | -             | -             | 0.60          | 0.60            | -                        | -             | -           | -             | -           |
| Pupil Service Specialist                                                  | 1291 | 141  | 35   | -              | -             | -             | 0.40          | 0.40            | -              | -             | -             | 0.40          | 0.40            | -                        | -             | -           | -             | -           |
| <b>Total</b>                                                              |      |      |      | <b>4.00</b>    | <b>1.00</b>   | <b>3.00</b>   | <b>6.20</b>   | <b>14.20</b>    | <b>4.20</b>    | <b>1.00</b>   | <b>3.00</b>   | <b>6.00</b>   | <b>14.20</b>    | <b>0.20</b>              | <b>-</b>      | <b>-</b>    | <b>(0.20)</b> | <b>-</b>    |
| Business Office (Professional)                                            | 2500 | 141  | 55   | -              | -             | -             | 5.00          | 5.00            | -              | -             | -             | 5.00          | 5.00            | -                        | -             | -           | -             | -           |
| Business Office Benefits (Professional)                                   | 2835 | 141  | 55   | -              | -             | -             | 1.00          | 1.00            | -              | -             | -             | 1.00          | 1.00            | -                        | -             | -           | -             | -           |
| Business Office (Hourly Support)                                          | 2500 | 151  | 55   | -              | -             | -             | 5.00          | 5.00            | -              | -             | -             | 5.00          | 5.00            | -                        | -             | -           | -             | -           |
| <b>Total</b>                                                              |      |      |      | <b>-</b>       | <b>-</b>      | <b>-</b>      | <b>11.00</b>  | <b>11.00</b>    | <b>-</b>       | <b>-</b>      | <b>-</b>      | <b>11.00</b>  | <b>11.00</b>    | <b>-</b>                 | <b>-</b>      | <b>-</b>    | <b>-</b>      | <b>-</b>    |
| Communications Office (Professional)                                      | 2370 | 141  | 52   | -              | -             | -             | 1.00          | 1.00            | -              | -             | -             | 1.00          | 1.00            | -                        | -             | -           | -             | -           |
| Communications Office (Hourly Support)                                    | 2370 | 151  | 52   | -              | -             | -             | 2.00          | 2.00            | -              | -             | -             | 2.00          | 2.00            | -                        | -             | -           | -             | -           |
| <b>Total</b>                                                              |      |      |      | <b>-</b>       | <b>-</b>      | <b>-</b>      | <b>3.00</b>   | <b>3.00</b>     | <b>-</b>       | <b>-</b>      | <b>-</b>      | <b>3.00</b>   | <b>3.00</b>     | <b>-</b>                 | <b>-</b>      | <b>-</b>    | <b>-</b>      | <b>-</b>    |
| Transportation Office (Professional)                                      | 2719 | 141  | 75   | -              | -             | -             | 1.00          | 1.00            | -              | -             | -             | 1.00          | 1.00            | -                        | -             | -           | -             | -           |
| Transportation Office (Hourly Support)                                    | 2719 | 151  | 75   | -              | -             | -             | 0.60          | 0.60            | -              | -             | -             | 0.60          | 0.60            | -                        | -             | -           | -             | -           |
| Transportation Office-NP (Professional)                                   | 2750 | 141  | 75   | -              | -             | -             | 1.00          | 1.00            | -              | -             | -             | 1.00          | 1.00            | -                        | -             | -           | -             | -           |
| Transportation Office-NP (Hourly Support)                                 | 2750 | 151  | 75   | -              | -             | -             | 0.90          | 0.90            | -              | -             | -             | 0.90          | 0.90            | -                        | -             | -           | -             | -           |
| <b>Total</b>                                                              |      |      |      | <b>-</b>       | <b>-</b>      | <b>-</b>      | <b>3.50</b>   | <b>3.50</b>     | <b>-</b>       | <b>-</b>      | <b>-</b>      | <b>3.50</b>   | <b>3.50</b>     | <b>-</b>                 | <b>-</b>      | <b>-</b>    | <b>-</b>      | <b>-</b>    |
| Human Resources Office (Professional)                                     | 2839 | 141  | 54   | -              | -             | -             | 2.00          | 2.00            | -              | -             | -             | 2.00          | 2.00            | -                        | -             | -           | -             | -           |
| HR Office (Hourly Support)                                                | 2839 | 151  | 54   | -              | -             | -             | 1.00          | 1.00            | -              | -             | -             | 1.00          | 1.00            | -                        | -             | -           | -             | -           |
| <b>Total</b>                                                              |      |      |      | <b>-</b>       | <b>-</b>      | <b>-</b>      | <b>3.00</b>   | <b>3.00</b>     | <b>-</b>       | <b>-</b>      | <b>-</b>      | <b>3.00</b>   | <b>3.00</b>     | <b>-</b>                 | <b>-</b>      | <b>-</b>    | <b>-</b>      | <b>-</b>    |
| Technology Office (Hourly Support)                                        | 2840 | 151  | 50Z  | -              | -             | -             | 3.00          | 3.00            | -              | -             | -             | 3.00          | 3.00            | -                        | -             | -           | -             | -           |
| Technology Office (Professional)                                          | 2818 | 141  | 10   | -              | -             | -             | 1.00          | 1.00            | -              | -             | -             | 1.00          | 1.00            | -                        | -             | -           | -             | -           |
| Technology Office (Hourly Support)                                        | 2829 | 168  | 10   | -              | -             | -             | 11.00         | 11.00           | -              | -             | -             | 11.00         | 11.00           | -                        | -             | -           | -             | -           |
| Technology Associate                                                      | 1110 | 158  | 10   | -              | -             | -             | 19.00         | 19.00           | -              | -             | -             | 19.00         | 19.00           | -                        | -             | -           | -             | -           |
| <b>Total</b>                                                              |      |      |      | <b>-</b>       | <b>-</b>      | <b>-</b>      | <b>34.00</b>  | <b>34.00</b>    | <b>-</b>       | <b>-</b>      | <b>-</b>      | <b>34.00</b>  | <b>34.00</b>    | <b>-</b>                 | <b>-</b>      | <b>-</b>    | <b>-</b>      | <b>-</b>    |
| Head Custodians/ Supervisors/ Quality Control                             | 2610 | 141  | 71A  | 10.00          | 3.00          | 3.00          | 5.00          | 21.00           | 10.00          | 3.00          | 3.00          | 5.00          | 21.00           | -                        | -             | -           | -             | -           |
| Custodians (Hourly Support)                                               | 2620 | 161  | 71A  | 24.50          | 15.50         | 30.00         | 7.50          | 77.50           | 24.00          | 15.50         | 31.00         | 7.00          | 77.50           | (0.50)                   | -             | 1.00        | (0.50)        | -           |
| Security Services Coordinator                                             | 2660 | 141  | 71L  | -              | -             | -             | 1.00          | 1.00            | -              | -             | -             | 1.00          | 1.00            | -                        | -             | -           | -             | -           |
| Security (Hourly Support)                                                 | 2660 | 161  | 71L  | -              | -             | -             | -             | -               | -              | -             | -             | -             | -               | -                        | -             | -           | -             | -           |
| Maintenance                                                               | 2620 | 141  | 70   | -              | -             | -             | 1.00          | 1.00            | -              | -             | -             | 1.00          | 1.00            | -                        | -             | -           | -             | -           |
| Custodial & Maint Dept (Hourly Support)                                   | 2620 | 161  | 70   | -              | -             | -             | 6.00          | 6.00            | -              | -             | -             | 6.00          | 6.00            | -                        | -             | -           | -             | -           |
| HVAC Coordinator                                                          | 2620 | 141  | 70H  | -              | -             | -             | 1.00          | 1.00            | -              | -             | -             | 1.00          | 1.00            | -                        | -             | -           | -             | -           |
| HVAC Staff (Hourly Support)                                               | 2620 | 161  | 70H  | -              | -             | -             | 7.00          | 7.00            | -              | -             | -             | 7.00          | 7.00            | -                        | -             | -           | -             | -           |
| Operations (Professional)                                                 | 2610 | 141  | 71   | -              | -             | -             | 2.00          | 2.00            | -              | -             | -             | 2.00          | 2.00            | -                        | -             | -           | -             | -           |
| Facilities Apprentice                                                     | 2620 | 161  | 71   | -              | -             | -             | 1.00          | 1.00            | -              | -             | -             | 1.00          | 1.00            | -                        | -             | -           | -             | -           |
| Automotive Pool                                                           | 2650 | 161  | 71G  | -              | -             | -             | 1.00          | 1.00            | -              | -             | -             | 1.00          | 1.00            | -                        | -             | -           | -             | -           |
| Grounds Supervisor / Athletic Turf Coordinator                            | 2630 | 141  | 70F  | -              | -             | -             | 1.00          | 1.00            | -              | -             | -             | 1.00          | 1.00            | -                        | -             | -           | -             | -           |
| Grounds/Warehouse (Hourly Support)                                        | 2630 | 161  | 70F  | -              | -             | -             | 10.00         | 10.00           | -              | -             | -             | 10.00         | 10.00           | -                        | -             | -           | -             | -           |
| Mailroom (Hourly Support)                                                 | 2530 | 161  | 71F  | -              | -             | -             | 1.00          | 1.00            | -              | -             | -             | 1.00          | 1.00            | -                        | -             | -           | -             | -           |
| <b>Total</b>                                                              |      |      |      | <b>34.50</b>   | <b>18.50</b>  | <b>33.00</b>  | <b>44.50</b>  | <b>130.50</b>   | <b>34.00</b>   | <b>18.50</b>  | <b>34.00</b>  | <b>44.00</b>  | <b>130.50</b>   | <b>(0.50)</b>            | <b>-</b>      | <b>1.00</b> | <b>(0.50)</b> | <b>-</b>    |
| <b>Secretarial Staff - Central Office and School Administration Total</b> |      |      |      | <b>80.50</b>   | <b>30.50</b>  | <b>66.00</b>  | <b>218.20</b> | <b>395.20</b>   | <b>79.20</b>   | <b>31.50</b>  | <b>67.00</b>  | <b>217.50</b> | <b>395.20</b>   | <b>(1.30)</b>            | <b>1.00</b>   | <b>1.00</b> | <b>(0.70)</b> | <b>-</b>    |
| <b>Grand Total</b>                                                        |      |      |      | <b>497.85</b>  | <b>276.35</b> | <b>383.70</b> | <b>279.70</b> | <b>1,437.60</b> | <b>503.60</b>  | <b>280.00</b> | <b>386.25</b> | <b>277.50</b> | <b>1,447.35</b> | <b>5.75</b>              | <b>3.65</b>   | <b>2.55</b> | <b>(2.20)</b> | <b>9.75</b> |

West Chester Area School District  
Assumptions for Benefits

| Gross Benefit Costs   |                   |                   |                   |                   |                   |                   |                   |
|-----------------------|-------------------|-------------------|-------------------|-------------------|-------------------|-------------------|-------------------|
|                       | 2019-20           | 2020-21           | 2020-21           | 2021-22           | 2022-23           | 2023-24           | 2024-25           |
|                       | <u>Actual</u>     | <u>Budget</u>     | <u>Projection</u> | <u>Forecast</u>   | <u>Forecast</u>   | <u>Forecast</u>   | <u>Forecast</u>   |
| Medical               | 13,444,708        | 21,265,797        | 21,265,797        | 23,369,361        | 25,138,421        | 27,041,400        | 29,088,434        |
| Dental                | 978,154           | 1,428,060         | 1,428,060         | 1,489,466         | 1,553,513         | 1,620,315         | 1,689,988         |
| Vision                | 149,383           | 209,230           | 209,230           | 214,042           | 218,965           | 224,001           | 229,153           |
| Prescription          | 3,459,632         | 5,103,577         | 5,103,577         | 5,613,934         | 6,175,328         | 6,792,860         | 7,472,146         |
| Social Security       | 7,057,077         | 7,849,447         | 7,838,600         | 8,270,120         | 8,460,566         | 8,645,481         | 8,826,990         |
| Retirement            | 33,218,932        | 35,390,415        | 35,341,483        | 37,782,157        | 39,394,166        | 40,820,232        | 42,231,088        |
| Tuition               | 370,641           | 600,000           | 600,000           | 600,000           | 600,000           | 600,000           | 600,000           |
| Life & Disability     | 549,979           | 552,899           | 552,899           | 578,663           | 591,989           | 604,927           | 617,627           |
| W/C, Unemp & Other    | 965,754           | 1,289,778         | 1,289,778         | 1,309,124         | 1,328,761         | 1,348,693         | 1,368,923         |
| Total Benefit Expense | <u>60,194,260</u> | <u>73,689,202</u> | <u>73,629,423</u> | <u>79,226,868</u> | <u>83,461,710</u> | <u>87,697,909</u> | <u>92,124,350</u> |
| % Increase            |                   |                   | 22.32%            | 7.51%             | 5.35%             | 5.08%             | 5.05%             |

\* Assume increases in salary related benefits proportional to salary increase

| Benefit Cost Sharing and Cobra payments |                  |                  |                   |                  |                  |                  |                  |
|-----------------------------------------|------------------|------------------|-------------------|------------------|------------------|------------------|------------------|
|                                         | 2019-20          | 2020-21          | 2020-21           | 2021-22          | 2022-23          | 2023-24          | 2024-25          |
|                                         | <u>Actual</u>    | <u>Budget</u>    | <u>Projection</u> | <u>Forecast</u>  | <u>Forecast</u>  | <u>Forecast</u>  | <u>Forecast</u>  |
| Medical                                 | 4,025,370        | 5,890,045        | 5,890,045         | 6,335,921        | 6,815,550        | 7,331,488        | 7,886,481        |
| Dental                                  | 161,885          | 88,963           | 88,963            | 92,788           | 96,778           | 100,939          | 105,280          |
| Vision                                  | 26,332           | 10,671           | 10,671            | 10,916           | 11,167           | 11,424           | 11,687           |
| Prescription                            | 560,011          | 1,013,778        | 1,013,778         | 1,115,155        | 1,226,671        | 1,349,338        | 1,484,272        |
| Social Security                         | -                | -                | -                 | -                | -                | -                | -                |
| Retirement                              | -                | -                | -                 | -                | -                | -                | -                |
| Tuition                                 | -                | -                | -                 | -                | -                | -                | -                |
| Life & Disability                       | 174,063          | 116,852          | 116,852           | 116,852          | 116,852          | 116,852          | 116,852          |
| W/C, Unemp & Other                      | -                | -                | -                 | -                | -                | -                | -                |
| Total Cost Share                        | <u>4,947,661</u> | <u>7,120,308</u> | <u>7,120,308</u>  | <u>7,671,633</u> | <u>8,267,019</u> | <u>8,910,041</u> | <u>9,604,572</u> |

| Net Benefit Costs     |                   |                   |                   |                   |                   |                   |                   |
|-----------------------|-------------------|-------------------|-------------------|-------------------|-------------------|-------------------|-------------------|
|                       | 2019-20           | 2020-21           | 2020-21           | 2021-22           | 2022-23           | 2023-24           | 2024-25           |
|                       | <u>Actual</u>     | <u>Budget</u>     | <u>Projection</u> | <u>Forecast</u>   | <u>Forecast</u>   | <u>Forecast</u>   | <u>Forecast</u>   |
| Medical               | 9,419,338         | 15,375,752        | 15,375,752        | 17,033,439        | 18,322,871        | 19,709,912        | 21,201,952        |
| Dental                | 816,269           | 1,339,097         | 1,339,097         | 1,396,678         | 1,456,736         | 1,519,375         | 1,584,708         |
| Vision                | 123,051           | 198,559           | 198,559           | 203,126           | 207,798           | 212,577           | 217,466           |
| Prescription          | 2,899,621         | 4,089,799         | 4,089,799         | 4,498,779         | 4,948,657         | 5,443,522         | 5,987,875         |
| Social Security       | 7,057,077         | 7,849,447         | 7,838,600         | 8,270,120         | 8,460,566         | 8,645,481         | 8,826,990         |
| Retirement            | 33,218,932        | 35,390,415        | 35,341,483        | 37,782,157        | 39,394,166        | 40,820,232        | 42,231,088        |
| Tuition               | 370,641           | 600,000           | 600,000           | 600,000           | 600,000           | 600,000           | 600,000           |
| Life & Disability     | 375,916           | 436,047           | 436,047           | 461,811           | 475,137           | 488,075           | 500,775           |
| W/C, Unemp & Other    | 965,754           | 1,289,778         | 1,289,778         | 1,309,124         | 1,328,761         | 1,348,693         | 1,368,923         |
| Total Benefit Expense | <u>55,246,599</u> | <u>66,568,894</u> | <u>66,509,115</u> | <u>71,555,235</u> | <u>75,194,691</u> | <u>78,787,868</u> | <u>82,519,778</u> |
| % Increase            |                   |                   | 20.39%            | 7.49%             | 5.09%             | 4.78%             | 4.74%             |

West Chester Area School District  
Assumptions for Other Objects and Debt Service

800 OTHER OBJECTS AND OTHER FINANCING USES  
900

800

DUES AND FEES & PRIOR YEAR REFUNDS

o Assume inflationary increase as follows:

3%

|  | 2019-20   | 2020-21    | 2020-21    | 2021-22    | 2022-23    | 2023-24    | 2024-25    |
|--|-----------|------------|------------|------------|------------|------------|------------|
|  | Actual    | Budget     | Projection | Forecast   | Forecast   | Forecast   | Forecast   |
|  | \$337,329 | \$ 558,585 | \$ 558,585 | \$ 543,192 | \$ 559,487 | \$ 576,272 | \$ 593,560 |

|                           | 2019-20   | 2020-21   | 2020-21   | 2021-22    | 2022-23    | 2023-24    | 2024-25    |
|---------------------------|-----------|-----------|-----------|------------|------------|------------|------------|
| DUES/FEES - Athletic Fund | \$116,581 | \$131,500 | \$131,500 | \$ 131,500 | \$ 131,500 | \$ 131,500 | \$ 131,500 |

DEBT SERVICE

|                                     |             |             |             |             |             |             |             |
|-------------------------------------|-------------|-------------|-------------|-------------|-------------|-------------|-------------|
| Debt Service Savings to Cap Reserve | \$453,890   | \$445,255   | \$1,911,236 | \$453,967   | \$448,506   | \$1,104,357 | \$1,101,147 |
| G/F Contribution to Cap Reserve     | \$3,463,200 | \$3,626,728 | \$3,626,728 | \$3,771,797 | \$3,922,669 | \$4,079,576 | \$4,242,759 |
| Transfer for Cap Reserve Facilities | \$1,534,522 | \$2,095,558 | \$2,095,558 | \$2,158,424 | \$2,223,177 | \$2,289,872 | \$2,358,569 |
|                                     | \$5,451,612 | \$6,167,541 | \$7,633,522 | \$6,384,189 | \$6,594,352 | \$7,473,805 | \$7,702,474 |

EXISTING DEBT SERVICE (PRIOR TO ACT 1)

| PRINCIPAL AT 7/1/06 | 2020-21 Budget |               | 2020-21 Projection |               | 2021-22 Budget |               | 2022-23 Budget |               | 2023-24 Budget |               | 2024-25 Budget |               |
|---------------------|----------------|---------------|--------------------|---------------|----------------|---------------|----------------|---------------|----------------|---------------|----------------|---------------|
|                     | INTEREST       | PRINCIPAL     | INTEREST           | PRINCIPAL     | INTEREST       | PRINCIPAL     | INTEREST       | PRINCIPAL     | INTEREST       | PRINCIPAL     | INTEREST       | PRINCIPAL     |
| 12/10 GOR 2010AA    | \$ 391,500     | \$ 3,420,000  | \$ -               | \$ -          | \$ -           | \$ -          | \$ -           | \$ -          | \$ -           | \$ -          | \$ -           | \$ -          |
| 7/2012 GOR 2012AA   | \$ 599,200     | \$ 7,360,000  | \$ 599,200         | \$ 7,360,000  | \$ 304,800     | \$ 7,620,000  | \$ -           | \$ -          | \$ -           | \$ -          | \$ -           | \$ -          |
| GOB 2014 A          | \$ 1,279,250   | \$ 1,085,000  | \$ 1,279,250       | \$ 1,085,000  | \$ 1,225,900   | \$ 1,185,000  | \$ 1,165,750   | \$ 14,570,000 | \$ 437,250     | \$ 8,745,000  | \$ -           | \$ -          |
| GOB 2014 AA         | \$ 2,179,800   | \$ 295,000    | \$ 2,179,800       | \$ 295,000    | \$ 2,170,950   | \$ 305,000    | \$ 2,161,800   | \$ 315,000    | \$ 2,152,350   | \$ 325,000    | \$ 2,142,600   | \$ 5,700,000  |
| GOB 2015 AA         | \$ 22,950      | \$ 755,000    | \$ 22,950          | \$ 755,000    | \$ 7,700       | \$ 770,000    | \$ -           | \$ -          | \$ -           | \$ -          | \$ -           | \$ -          |
| GOB 2016            | \$ 416,750     | \$ 1,935,000  | \$ 416,750         | \$ 1,935,000  | \$ 320,000     | \$ 2,035,000  | \$ 218,250     | \$ 2,130,000  | \$ 111,750     | \$ 2,235,000  | \$ -           | \$ -          |
| GOB 2016A           | \$ 1,248,703   | \$ 5,000      | \$ 1,248,703       | \$ 5,000      | \$ 1,248,835   | \$ 5,000      | \$ 1,248,568   | \$ 5,000      | \$ 1,248,500   | \$ 5,875,000  | \$ 954,750     | \$ 12,270,000 |
| GOB 2017            | \$ 117,115     | \$ 615,000    | \$ 117,115         | \$ 615,000    | \$ 104,715     | \$ 625,000    | \$ 92,065      | \$ 640,000    | \$ 79,065      | \$ 660,000    | \$ 65,765      | \$ 670,000    |
| TOTAL               | \$ 6,255,268   | \$ 15,470,000 | \$ 5,863,768       | \$ 12,050,000 | \$ 5,381,800   | \$ 12,545,000 | \$ 4,886,433   | \$ 17,660,000 | \$ 4,028,915   | \$ 17,840,000 | \$ 3,163,115   | \$ 18,640,000 |

|                                 |              |              |              |              |              |              |
|---------------------------------|--------------|--------------|--------------|--------------|--------------|--------------|
| Total ACT 1 eligible Debt       | \$21,725,268 | \$17,913,768 | \$17,926,800 | \$22,546,433 | \$21,868,915 | \$21,803,115 |
| Increase in ACT 1 eligible debt |              |              | \$13,032     | \$4,619,633  | (\$677,518)  | (\$65,800)   |

DEBT SERVICE - INCURRED AFTER ACT 1

| FINANCING AMOUNT & YEAR        | 2020-21 Budget |              | 2020-21 Projection |              | 2021-22 Budget |              | 2022-23 Budget |              | 2023-24 Budget |              | 2024-25 Budget |              |
|--------------------------------|----------------|--------------|--------------------|--------------|----------------|--------------|----------------|--------------|----------------|--------------|----------------|--------------|
| Elementary Debt                |                |              |                    |              |                |              |                |              |                |              |                |              |
| 10/09 \$10,000,000 Emmaus 2009 | \$ 380,667     | \$ 650,000   | \$ 230,667         | \$ 650,000   | \$ 354,667     | \$ 650,000   | \$ 332,133     | \$ 520,000   | \$ 308,000     | \$ 645,000   | \$ 281,400     | \$ 675,000   |
| 8/2012 \$21,000,000 GOB 2012A  | \$ 630,000     | \$ -         | \$ 630,000         | \$ -         | \$ 630,000     | \$ -         | \$ 630,000     | \$ 5,000     | \$ 629,850     | \$ 5,000     | \$ 629,700     | \$ 5,000     |
| 2013 \$10,000,000 GOB          | \$ 8,500       | \$ 850,000   | \$ 8,500           | \$ 850,000   | \$ -           | \$ -         | \$ -           | \$ -         | \$ -           | \$ -         | \$ -           | \$ -         |
| \$12,000,000 GOB 2014          | \$ 489,763     | \$ -         | \$ 489,763         | \$ -         | \$ 489,763     | \$ -         | \$ 489,763     | \$ -         | \$ 489,763     | \$ -         | \$ 489,763     | \$ 5,000     |
| 9/2015 \$10,000,000 GOB- 2015A | \$ 257,543     | \$ 5,000     | \$ -               | \$ -         | \$ -           | \$ -         | \$ -           | \$ -         | \$ -           | \$ -         | \$ -           | \$ -         |
| GOB 2016AA                     | \$ 254,412     | \$ 5,000     | \$ 254,412         | \$ 5,000     | \$ 254,312     | \$ 5,000     | \$ 254,175     | \$ 5,000     | \$ 254,038     | \$ 5,000     | \$ 253,900     | \$ 5,000     |
| 12/2017 \$9,750,000 GOB 2017A  | \$ 237,475     | \$ 5,000     | \$ 237,475         | \$ 5,000     | \$ 237,388     | \$ 5,000     | \$ 237,300     | \$ 5,000     | \$ 237,212     | \$ 5,000     | \$ 237,100     | \$ 5,000     |
| 10/2018 \$9,990,000 GOB 2018   | \$ 336,578     | \$ 5,000     | \$ 336,578         | \$ 5,000     | \$ 336,452     | \$ 5,000     | \$ 336,328     | \$ 5,000     | \$ 336,203     | \$ 5,000     | \$ 336,053     | \$ 5,000     |
| 8/2019 \$35,000,000 GOB 2019   | \$ 1,390,000   | \$ 5,000     | \$ 1,390,000       | \$ 5,000     | \$ 1,389,800   | \$ 5,000     | \$ 1,389,600   | \$ 5,000     | \$ 1,389,400   | \$ 5,000     | \$ 1,389,200   | \$ 5,000     |
| 9/2020 \$16,800,000 GOR 2020   | \$ -           | \$ -         | \$ 282,023         | \$ 2,260,000 | \$ 432,850     | \$ 4,495,000 | \$ 208,100     | \$ 50,000    | \$ 205,600     | \$ 55,000    | \$ 202,850     | \$ 55,000    |
| 10/2021 \$10,000,000 GOB       | \$ -           | \$ -         | \$ -               | \$ -         | \$ 251,220     | \$ -         | \$ 403,746     | \$ 5,000     | \$ 403,610     | \$ 5,000     | \$ 403,467     | \$ 5,000     |
| 1/2023 \$10,000,000 GOB        | \$ -           | \$ -         | \$ -               | \$ -         | \$ -           | \$ -         | \$ 146,721     | \$ -         | \$ 394,175     | \$ 5,000     | \$ 394,046     | \$ 5,000     |
| 12/2023 \$10,000,000 GOB       | \$ -           | \$ -         | \$ -               | \$ -         | \$ -           | \$ -         | \$ -           | \$ -         | \$ 181,082     | \$ -         | \$ 397,497     | \$ 5,000     |
| 12/2024 \$10,000,000 GOB       | \$ -           | \$ -         | \$ -               | \$ -         | \$ -           | \$ -         | \$ -           | \$ -         | \$ -           | \$ -         | \$ 179,571     | \$ -         |
|                                | \$ 3,984,938   | \$ 1,525,000 | \$ 3,859,418       | \$ 3,780,000 | \$ 4,376,452   | \$ 5,165,000 | \$ 4,427,866   | \$ 600,000   | \$ 4,828,933   | \$ 735,000   | \$ 5,194,547   | \$ 775,000   |
| Total Elementary Debt          | \$ 3,984,938   | \$ 5,509,938 | \$ 3,859,418       | \$ 7,639,418 | \$ 9,541,452   | \$ 5,027,866 | \$ 5,027,866   | \$ 5,563,933 | \$ 5,563,933   | \$ 5,563,933 | \$ 5,969,547   | \$ 5,969,547 |

|                |              |              |              |              |              |              |              |            |              |            |              |            |
|----------------|--------------|--------------|--------------|--------------|--------------|--------------|--------------|------------|--------------|------------|--------------|------------|
| Total New Debt | \$ 3,984,938 | \$ 1,525,000 | \$ 3,859,418 | \$ 3,780,000 | \$ 4,376,452 | \$ 5,165,000 | \$ 4,427,866 | \$ 600,000 | \$ 4,828,933 | \$ 735,000 | \$ 5,194,547 | \$ 775,000 |
|----------------|--------------|--------------|--------------|--------------|--------------|--------------|--------------|------------|--------------|------------|--------------|------------|

TOTAL DEBT SERVICE

| YEAR               | 2020-21 Budget |              | 2020-21 Projection |              | 2021-22 Budget |              | 2022-23 Budget |              | 2023-24 Budget |              | 2024-25 Budget |              |
|--------------------|----------------|--------------|--------------------|--------------|----------------|--------------|----------------|--------------|----------------|--------------|----------------|--------------|
| Total Debt Service | \$10,240,206   | \$16,995,000 | \$9,723,186        | \$15,830,000 | \$9,758,252    | \$17,710,000 | \$9,314,299    | \$18,260,000 | \$8,867,848    | \$18,575,000 | \$8,357,662    | \$19,415,000 |
|                    |                | \$27,235,206 |                    | \$25,563,186 |                | \$27,468,252 |                | \$27,674,299 |                | \$27,432,848 |                | \$27,772,662 |

Back-End Referendum Exceptions

|                    | <u>BUDGET</u><br><u>2020-21</u> | <u>BUDGET</u><br><u>2021-22</u> | <u>BUDGET</u><br><u>2022-23</u> | <u>BUDGET</u><br><u>2023-24</u> | <u>BUDGET</u><br><u>2024-25</u> |
|--------------------|---------------------------------|---------------------------------|---------------------------------|---------------------------------|---------------------------------|
|                    | (\$000)                         |                                 |                                 |                                 |                                 |
| Retirement (PSERS) | -                               | -                               | -                               | -                               | -                               |
| Special Education  | -                               | 187.7                           | 576.1                           | 349.9                           | 355.8                           |
| <b>Total</b>       | <b>-</b>                        | <b>187.7</b>                    | <b>576.1</b>                    | <b>349.9</b>                    | <b>355.8</b>                    |

| <i>Index =</i>                                     | 2.60%            | 3.00%            | 2.60%                      | 2.60%                      | 2.60%                      |                            |
|----------------------------------------------------|------------------|------------------|----------------------------|----------------------------|----------------------------|----------------------------|
| <b>Exception Calculations</b>                      |                  |                  |                            |                            |                            |                            |
| Grandfathered salaries (2011)                      | 85,292,259       | 85,292,259       | 85,292,259                 | 85,292,259                 | 85,292,259                 |                            |
| <b>Retirement</b>                                  |                  |                  |                            |                            |                            |                            |
|                                                    | 29,434,359       | 29,809,645       | 30,381,103                 | 30,807,564                 | 31,216,967                 |                            |
| 50%                                                | 14,717,179       | 14,904,822       | 15,190,551                 | 15,403,782                 | 15,608,483                 |                            |
| 14,623,358                                         | 14,717,179       | 14,904,822       | 15,190,551                 | 15,403,782                 | 15,608,483                 |                            |
| State Share of Retirement for Fed. Funded Salaries | (30,671)         | (30,868)         | (31,261)                   | (32,308)                   | (32,737)                   |                            |
| Increase                                           | 93,624           | 187,250          | 285,130                    | 212,783                    | 204,272                    |                            |
| Index                                              | 379,410          | 440,589          | 386,713                    | 394,126                    | 399,658                    |                            |
| <b>Total Exception</b>                             | <b>(285,786)</b> | <b>(253,340)</b> | <b>(101,583)</b>           | <b>(181,343)</b>           | <b>(195,386)</b>           |                            |
| <b>Special Education</b>                           |                  |                  |                            |                            |                            |                            |
|                                                    | 2017-18 AFR      | 2018-19 AFR      | 2019-20 AFR Est.<br>(1.03) | 2020-21 AFR Est.<br>(1.03) | 2021-22 AFR Est.<br>(1.03) | 2022-23 AFR<br>Est. (1.03) |
| Expenses                                           | 46,461,210       | 46,309,762       | 47,699,055                 | 49,130,026                 | 50,603,927                 | 52,122,045                 |
| Subsidy                                            | 6,454,135        | 6,128,947        | 6,125,165                  | 5,899,089                  | 5,899,089                  | 5,899,089                  |
| Net Expenses                                       | 40,007,075       | 40,180,815       | 41,573,890                 | 43,230,937                 | 44,704,838                 | 46,222,956                 |
| Net Increase                                       | (1,224,227)      | 173,739          | 1,393,075                  | 1,657,048                  | 1,473,901                  | 1,518,118                  |
| Index                                              | 854,313          | 1,040,184        | 1,205,424                  | 1,080,921                  | 1,124,004                  | 1,162,326                  |
| <b>Total Exception</b>                             | <b>-</b>         | <b>187,650</b>   | <b>576,127</b>             | <b>349,896</b>             | <b>355,792</b>             |                            |



## 2019-2020 Capital Budget

|                                      | Budget<br>2019-2020 | Actual<br>2019-20   |
|--------------------------------------|---------------------|---------------------|
| <b>Elementary Equipment</b>          |                     |                     |
| 4th/5th Teacher iPad                 | \$ 29,250           | \$ 20,291           |
| 4th/5th Classroom Laptop             | \$ 450,000          | \$ -                |
| Laptop Cart                          | \$ 12,000           | \$ 26,415           |
| Registration                         | \$ 6,200            | \$ -                |
| 2020-21 Prespend                     | \$ -                | \$ 176,400          |
|                                      | <b>\$ 497,450</b>   | <b>\$ 223,106</b>   |
| <b>Secondary Equipment</b>           |                     |                     |
| 6th Grade 1:1                        | \$ 593,750          | \$ 59,400           |
| 9th grade 1:1 Computers              | \$ 858,500          | \$ 31,200           |
| Video                                | \$ 30,582           | \$ -                |
| TV Studio                            | \$ 22,940           | \$ 60,581           |
| Registration                         | \$ 3,720            | \$ -                |
| Tech Ed - High                       | \$ 18,600           | \$ -                |
| 2020-2021 Prespend                   | \$ -                | \$ 643,484          |
|                                      | <b>\$ 1,528,092</b> | <b>\$ 794,665</b>   |
| <b>District</b>                      |                     |                     |
| Projectors - Hardware & Installation | \$ 1,410,894        | \$ 1,574,503        |
| Security Camera                      | \$ 30,000           | \$ 58,448           |
|                                      | <b>\$ 1,440,894</b> | <b>\$ 1,632,950</b> |
| <b>Network</b>                       |                     |                     |
| Network Equipment                    | \$ 425,000          | \$ 425,000          |
| 2020-2021 Prespend                   | \$ -                | \$ 110,532          |
|                                      | <b>\$ 425,000</b>   | <b>\$ 535,532</b>   |
| <b>Administration</b>                |                     |                     |
| Support Staff (Central + Schools)    | \$ 83,900           | \$ 33,681           |
| Timeclock                            | \$ 60,000           | \$ 20,000           |
|                                      | <b>\$ 143,900</b>   | <b>\$ 53,681</b>    |
| <b>Other</b>                         |                     |                     |
| Cost Sharing from Parents            | \$ (231,050)        | \$ (183,240)        |
| Insurance Cost from Purchase         | \$ 274,850          | \$ 274,850          |
| Funding Free & Reduced Tech Fees     | \$ (53,800)         | \$ (104,040)        |
| Payforit Fees                        | \$ 10,000           | \$ 10,000           |
|                                      | <b>\$ -</b>         | <b>\$ (2,429)</b>   |
| <b>Total Fund 22</b>                 | <b>\$ 4,035,336</b> | <b>\$ 3,237,505</b> |

## 2020-2021 Capital Budget

|                                      | # of Devices | Budget<br>2020-2021        | Projected<br>2020-2021     |
|--------------------------------------|--------------|----------------------------|----------------------------|
| <b>Elementary Equipment</b>          |              |                            |                            |
| Studnet/Teacher iPad                 | 1,900        | \$ 133,250                 | \$ 162,878                 |
|                                      |              | <u>\$ 133,250</u>          | <u>\$ 162,878</u>          |
| <b>Secondary Equipment</b>           |              |                            |                            |
| 6th Grade 1:1                        | 950          | \$ 593,750                 | \$ 532,748                 |
| 9th grade 1:1                        | 1,010        | \$ 858,500                 | \$ -                       |
| Video                                | 9            | \$ 15,293                  | \$ 15,293                  |
| TV Studio                            | 6            | \$ 3,720                   | \$ 3,720                   |
| Teacher Laptop                       | 533          | \$ 703,560                 | \$ 623,560                 |
|                                      |              | <u>\$ 2,174,823</u>        | <u>\$ 1,175,321</u>        |
| <b>District</b>                      |              |                            |                            |
| Projectors - Hardware & Installation |              | \$ 1,128,763               | \$ 978,891                 |
| Security Camera                      | 30           | \$ 55,000                  | \$ 55,000                  |
|                                      |              | <u>\$ 1,183,763</u>        | <u>\$ 1,033,891</u>        |
| <b>Network</b>                       |              |                            |                            |
| Network Equipment                    |              | \$ 725,000                 | \$ 725,000                 |
|                                      |              | <u>\$ 725,000</u>          | <u>\$ 725,000</u>          |
| <b>Administration</b>                |              |                            |                            |
| Staff (Central + Schools)            | 320          | \$ 280,700                 | \$ 169,580                 |
|                                      |              | <u>\$ 280,700</u>          | <u>\$ 169,580</u>          |
| <b>Other</b>                         |              |                            |                            |
| Cost Sharing from Parents            |              | \$ (300,000)               | \$ (300,000)               |
|                                      |              | <u>\$ (300,000)</u>        | <u>\$ (300,000)</u>        |
| <b>Total Fund 22</b>                 |              | <u><u>\$ 4,197,536</u></u> | <u><u>\$ 2,966,670</u></u> |



**2020-21 Capital Reserve Fund Project List**  
**October 2019**

| Priority | Project # | Location      | Project                                             | Budget  |
|----------|-----------|---------------|-----------------------------------------------------|---------|
| 1        | G093      | Henderson     | Design crosswalk systems for Montgomery Avenue      | 104,808 |
| 2        | G094      | Henderson     | Tennis Court - resurface                            | 70,000  |
| 3        | G095      | Henderson     | Repair track and replace wearing surface            | 330,000 |
| 4        | G096      | Rustin        | Replace track wearing surface                       | 330,000 |
| 5        | G097      | Pierce        | Replace freezer                                     | 125,000 |
| 6        | G098      | East Goshen   | Repair folding door                                 | 30,000  |
| 7        | G099      | East Goshen   | Replace 2 units air conditioning and heating on MPR | 275,000 |
| 8        | G100      | East Goshen   | Mill and resurface front parking lot                | 140,000 |
| 9        | G101      | Mary C Howse  | Replace generator                                   | 90,000  |
| 10       | G102      | Facilities    | Mill, Repair and Resurface entire lot               | 140,000 |
| 11       | G027      | District Wide | Emergency Repairs                                   | 60,000  |

|                                               |                  |
|-----------------------------------------------|------------------|
| <b>Total Estimated Projects Costs Fund 27</b> | <b>1,694,808</b> |
| <b>2020-21 Approved Budget</b>                | <b>1,694,808</b> |
| <b>Difference</b>                             | <b>-</b>         |

**2020-21 Capital Projects List**  
**October 2019**

| Priority | Project # | School    | Project                                                           | Budget  |
|----------|-----------|-----------|-------------------------------------------------------------------|---------|
| 1        | C064      | East      | Fire panel replacement                                            | 110,000 |
| 2        | C065      | Henderson | Redesign front entrance of Henderson to create security vestibule | 53,080  |
| 3        | C066      | Rustin    | Design and replacement of shingled roof sections                  | 700,000 |
| 4        | C067      | Rustin    | Replace 1 chiller                                                 | 300,000 |
| 5        | C068      | Fugett    | Fire panel replacement                                            | 110,000 |

|                                               |                  |
|-----------------------------------------------|------------------|
| <b>Total Estimated Projects Costs Fund 30</b> | <b>1,273,080</b> |
| <b>2020-21 Approved Budget</b>                | <b>1,273,080</b> |
| <b>Difference</b>                             | <b>-</b>         |

West Chester Area School District  
Forecast Model  
Financial Summary - All Funds

|    | A                                                                 | O        | P       | Q        | R         | S         | T         | U         | V         | W        |
|----|-------------------------------------------------------------------|----------|---------|----------|-----------|-----------|-----------|-----------|-----------|----------|
|    | 2018-19                                                           | 2019-20  | 2019-20 | 2020-21  | 2020-21   | 2021-22   | 2022-23   | 2023-24   | 2024-25   |          |
|    | Actual                                                            | Budget   | Actual  | Budget   | Projected | Estimated | Estimated | Estimated | Estimated |          |
| 3  | Total Revenue                                                     | 249,522  | 252,595 | 255,108  | 248,488   | 249,223   | 251,536   | 254,377   | 256,501   | 258,474  |
| 4  | Current RE Taxes (0% rate incr.)                                  | 173,061  | 175,470 | 177,235  | 176,138   | 176,138   | 176,858   | 177,702   | 178,546   | 179,390  |
| 5  | Revenue (Excl Current R.E.T.)                                     | 76,461   | 77,125  | 77,873   | 72,350    | 73,084    | 74,679    | 76,675    | 77,955    | 79,083   |
| 6  | State (Other)                                                     | 23,383   | 24,539  | 24,150   | 22,602    | 22,839    | 23,735    | 24,543    | 24,722    | 24,751   |
| 7  | PSERS                                                             | 15,828   | 16,975  | 16,603   | 17,695    | 17,662    | 18,891    | 19,697    | 20,410    | 21,116   |
| 8  | Federal                                                           | 3,669    | 2,967   | 3,355    | 3,411     | 3,942     | 2,911     | 2,911     | 2,911     | 2,911    |
| 9  | Local (Excl. Current R.E.T.)                                      | 33,581   | 32,644  | 33,766   | 28,641    | 28,641    | 29,141    | 29,523    | 29,911    | 30,306   |
| 11 |                                                                   |          |         |          |           |           |           |           |           |          |
| 12 | Expenses                                                          | 242,559  | 261,809 | 238,522  | 269,816   | 269,076   | 284,696   | 294,355   | 304,564   | 314,918  |
| 13 | Salaries                                                          | 95,606   | 99,527  | 98,130   | 103,129   | 102,967   | 108,106   | 110,596   | 113,013   | 115,385  |
| 14 | Benefits (without PSERS)                                          | 26,471   | 31,603  | 22,028   | 31,178    | 31,168    | 33,773    | 35,801    | 37,968    | 40,289   |
| 15 | PSERS                                                             | 31,585   | 33,951  | 33,219   | 35,390    | 35,341    | 37,782    | 39,394    | 40,820    | 42,231   |
| 16 | Debt Service                                                      | 25,572   | 26,501  | 26,542   | 27,235    | 25,553    | 27,468    | 27,574    | 27,433    | 27,773   |
| 17 | Transfer to Capital Reserve                                       | 5,258    | 5,452   | 5,452    | 6,168     | 7,634     | 6,384     | 6,594     | 7,474     | 7,702    |
| 18 | Other                                                             | 58,068   | 64,777  | 53,152   | 66,715    | 66,393    | 71,182    | 74,396    | 77,857    | 81,537   |
| 19 |                                                                   |          |         |          |           |           |           |           |           |          |
| 20 | <b>Net Gap calculation - No tax increase no exceptions</b>        |          |         |          |           |           |           |           |           |          |
| 21 |                                                                   |          |         |          |           |           | (33,160)  | (39,978)  | (48,063)  | (56,444) |
| 22 |                                                                   |          |         |          |           |           | 13,134    | -         | -         | -        |
| 23 |                                                                   |          |         |          |           |           | (20,026)  | (39,978)  | (48,063)  | (56,444) |
| 24 |                                                                   |          |         |          |           |           | -         | 20,026    | 39,978    | 48,063   |
| 25 |                                                                   |          |         |          |           |           | (20,026)  | (19,952)  | (8,085)   | (8,381)  |
| 26 |                                                                   |          |         |          |           |           |           |           |           |          |
| 27 |                                                                   |          |         |          |           |           |           |           |           |          |
| 28 | <b>Net Gap calculation - Act 1 Tax Increase - no exceptions</b>   |          |         |          |           |           |           |           |           |          |
| 29 |                                                                   |          |         |          |           |           | (33,160)  | (39,978)  | (48,063)  | (56,444) |
| 30 |                                                                   |          |         |          |           |           | 13,134    | -         | -         | -        |
| 31 |                                                                   |          |         |          |           |           | (20,026)  | (39,978)  | (48,063)  | (56,444) |
| 32 |                                                                   |          |         |          |           |           | 5,438     | 4,620     | 4,642     | 4,664    |
| 33 |                                                                   |          |         |          |           |           | -         | 5,438     | 10,058    | 14,701   |
| 34 |                                                                   |          |         |          |           |           | (14,588)  | (29,919)  | (33,363)  | (37,080) |
| 35 |                                                                   |          |         |          |           |           | -         | 14,588    | 29,919    | 33,363   |
| 36 |                                                                   |          |         |          |           |           | (14,588)  | (15,331)  | (3,443)   | (3,717)  |
| 37 |                                                                   |          |         |          |           |           |           |           |           |          |
| 38 |                                                                   |          |         |          |           |           |           |           |           |          |
| 39 | <b>Net Gap calculation - Act 1 Tax Increase - with exceptions</b> |          |         |          |           |           |           |           |           |          |
| 40 |                                                                   |          |         |          |           |           | (33,160)  | (39,978)  | (48,063)  | (56,444) |
| 41 |                                                                   |          |         |          |           |           | 13,134    | -         | -         | -        |
| 42 |                                                                   |          |         |          |           |           | (20,026)  | (39,978)  | (48,063)  | (56,444) |
| 43 |                                                                   |          |         |          |           |           | 5,438     | 4,620     | 4,642     | 4,664    |
| 44 |                                                                   |          |         |          |           |           | -         | 5,438     | 10,058    | 14,701   |
| 45 |                                                                   |          |         |          |           |           | (14,588)  | (29,919)  | (33,363)  | (37,080) |
| 46 |                                                                   |          |         |          |           |           | 188       | 576       | 350       | 356      |
| 47 |                                                                   |          |         |          |           |           | -         | 188       | 764       | 1,114    |
| 48 |                                                                   |          |         |          |           |           | (14,400)  | (29,156)  | (32,249)  | (35,610) |
| 49 |                                                                   |          |         |          |           |           | -         | 14,400    | 29,156    | 32,249   |
| 50 |                                                                   |          |         |          |           |           | (14,400)  | (14,756)  | (3,093)   | (3,361)  |
| 51 |                                                                   |          |         |          |           |           |           |           |           |          |
| 52 |                                                                   |          |         |          |           |           |           |           |           |          |
| 53 | Expenses % Increase                                               |          |         |          |           |           |           |           |           |          |
| 54 | Salaries                                                          | 2.19%    |         | 2.64%    |           | 4.95%     | 4.97%     | 2.30%     | 2.19%     | 2.10%    |
| 55 | Benefits (without PSERS)                                          | 0.99%    |         | -16.78%  |           | 41.49%    | 8.36%     | 6.00%     | 6.05%     | 6.11%    |
| 56 | PSERS                                                             | 5.08%    |         | 5.17%    |           | 6.39%     | 6.91%     | 4.27%     | 3.62%     | 3.46%    |
| 57 | Debt Service                                                      | 2.88%    |         | 3.79%    |           | -3.72%    | 7.49%     | 0.39%     | -0.51%    | 1.24%    |
| 58 | Other                                                             | -1.97%   |         | -8.47%   |           | 24.91%    | 7.21%     | 4.51%     | 4.65%     | 4.73%    |
| 59 | Debt Service % of Budget                                          | 10.5%    |         | 11.1%    |           | 9.5%      | 9.6%      | 9.4%      | 9.0%      | 8.8%     |
| 60 |                                                                   |          |         |          |           |           |           |           |           |          |
| 61 |                                                                   |          |         |          |           |           |           |           |           |          |
| 62 | Act 1 Exceptions                                                  |          |         |          |           |           | 188       | 576       | 350       | 356      |
| 64 | PSERS                                                             |          |         |          |           |           | -         | -         | -         | -        |
| 65 | Special Ed                                                        |          |         |          |           |           | 188       | 576       | 350       | 356      |
| 67 |                                                                   |          |         |          |           |           |           |           |           |          |
| 68 | Fund Balance                                                      |          |         |          |           |           |           |           |           |          |
| 69 | Beginning Fund Balance                                            | 31,906   |         | 38,869   |           | 55,455    | 35,602    | 22,469    | 22,469    | 22,469   |
| 70 | Transfer (to)/from Operating Budget                               | (6,962)  |         | (16,587) |           | 19,853    | 13,134    | -         | -         | -        |
| 71 | Ending Fund Balance                                               | 38,869   |         | 55,455   |           | 35,602    | 22,469    | 22,469    | 22,469    | 22,469   |
| 72 |                                                                   |          |         |          |           |           |           |           |           |          |
| 73 | Fund Balance - Designation PSERS                                  | -        |         | -        |           | -         | -         | -         | -         | -        |
| 74 | Fund Balance - Designation - Health Care Stabilization            | 4,159.9  |         | 4,159.9  |           | 4,159.9   | 4,159.9   | 4,159.9   | 4,159.9   | 4,159.9  |
| 75 | Fund Balance - Designation - Millage Rate Stabilization           | 13,945.5 |         | 29,486.8 |           | 8,633.5   | -         | -         | -         | -        |
| 76 | Fund Balance - Designation- Alternative Education                 | 1,000.0  |         | 1,000.0  |           | 1,000.0   | 1,000.0   | 1,000.0   | 1,000.0   | 1,000.0  |
| 77 | Fund Balance - Designation- Enrollment Growth                     | 2,500.0  |         | 3,500.0  |           | 4,500.0   | -         | -         | -         | -        |
| 78 | Fund Balance - Designation - Athletic Fund                        | 83.6     |         | 128.9    |           | 128.9     | 128.9     | 128.9     | 128.9     | 128.9    |
| 79 |                                                                   |          |         |          |           |           |           |           |           |          |
| 80 | Year End Unassigned/Undesig. FB                                   | 17,180   |         | 17,180   |           | 17,180    | 17,180    | 17,180    | 17,180    | 17,180   |
| 81 | % of Expenses                                                     | 7.1%     |         | 7.2%     |           | 6.4%      | 6.0%      | 5.8%      | 5.6%      | 5.5%     |
| 82 |                                                                   |          |         |          |           |           |           |           |           |          |
| 83 | Capital Reserves                                                  |          |         |          |           |           |           |           |           |          |
| 84 | Beginning Fund Balance                                            | 22,108   |         | 20,813   |           | 21,768    | 25,654    | 26,460    | 27,263    | 28,424   |
| 85 | Inflow                                                            | 4,529    |         | 4,687    |           | 6,913     | 4,301     | 4,446     | 5,259     | 5,419    |
| 86 | Outflow                                                           | 5,824    |         | 3,732    |           | 3,027     | 3,495     | 3,643     | 4,098     | 4,233    |
| 87 | Year-end Fund Balance                                             | 20,813   |         | 21,768   |           | 25,654    | 26,460    | 27,263    | 28,424    | 29,610   |
| 88 | Year End Designated                                               | 17,411   |         | 17,864   |           | 19,776    | 18,764    | 19,212    | 20,316    | 21,418   |
| 89 | Year End Unassigned/Undesig. FB                                   | 3,403    |         | 3,904    |           | 5,879     | 7,697     | 8,051     | 8,108     | 8,193    |
| 90 |                                                                   |          |         |          |           |           |           |           |           |          |
| 91 | Act 1 index Assumptions                                           |          |         |          |           | 2.6%      | 3.0%      | 2.6%      | 2.6%      | 2.6%     |

**WEST CHESTER AREA SCHOOL DISTRICT**

**PROPERTY & FINANCE COMMITTEE**

**October 19, 2020**

ENROLLMENT PROJECTIONS

Please find attached our student enrollment projections for the 2021-22 through 2025-26 years based on the cohort survival calculation method. The 2021-22 projections will be used to plan for building budgets and staffing. In addition to the projections, attached is the latest update to the student market share analysis as well as a comparison of the 2020-21 actual to the 2020-21 budgeted enrollment numbers.

This is an informational item and no action is needed by the Board.

John T. Scully  
10/8/2020

# WEST CHESTER AREA SCHOOL DISTRICT

## STUDENT ENROLLMENT PROJECTIONS FOR THE 2021-22 BUDGET PROCESS

| <b><u>RECOMMENDATION FOR 2021-22 BUDGET:</u></b>                                              |                                  |                                      |                             |
|-----------------------------------------------------------------------------------------------|----------------------------------|--------------------------------------|-----------------------------|
| ENROLLMENT PROJECTIONS BASED ON 9/30/20 ACTUAL ENROLLMENT<br>AND THE HYBRID AVERAGE RETENTION |                                  |                                      |                             |
| <b><u>GRADE LEVEL</u></b>                                                                     | <b><u>2020-21<br/>ACTUAL</u></b> | <b><u>2021-22<br/>PROJECTION</u></b> | <b><u>INCR./(DECR.)</u></b> |
| KINDERGARTEN                                                                                  | 807                              | 807                                  | -                           |
| GRADES 1-5                                                                                    | 4,418                            | 4,446                                | 28                          |
| GRADES 6-8                                                                                    | 2,843                            | 2,788                                | (55)                        |
| GRADES 9-12                                                                                   | 3,900                            | 3,860                                | (40)                        |
| <b>TOTAL</b>                                                                                  | 11,968                           | 11,901                               | (67)                        |

| <b><u>ENROLLMENT PROJECTIONS FOR FUTURE 5 YEARS</u></b> |                   |                   |                    |                     |
|---------------------------------------------------------|-------------------|-------------------|--------------------|---------------------|
| <b><u>YEAR</u></b>                                      | <b><u>K-5</u></b> | <b><u>6-8</u></b> | <b><u>9-12</u></b> | <b><u>TOTAL</u></b> |
| 2020-21 ACTUAL                                          | 5,225             | 2,843             | 3,900              | 11,968              |
| 2021-22                                                 | 5,253             | 2,788             | 3,860              | 11,901              |
| 2022-23                                                 | 5,321             | 2,739             | 3,874              | 11,934              |
| 2023-24                                                 | 5,331             | 2,718             | 3,903              | 11,952              |
| 2024-25                                                 | 5,306             | 2,826             | 3,861              | 11,993              |
| 2025-26                                                 | 5,295             | 2,880             | 3,846              | 12,021              |

## WEST CHESTER AREA SCHOOL DISTRICT STUDENT ENROLLMENT

### COMPARISON OF 2020-21 ACTUAL TO PROJECTION MODELS

| GRADE | 2020-21      | WEST CHESTER AREA SCHOOL DISTRICT PROJECTIONS |            |              |            |              |            |              |          |                  |            |
|-------|--------------|-----------------------------------------------|------------|--------------|------------|--------------|------------|--------------|----------|------------------|------------|
|       |              | 2 YR AVG                                      |            | 3 YR AVG     |            | 5 YR AVG     |            | 10 YR AVG    |          | HYBRID AVERAGE * |            |
|       |              | AMOUNT                                        | +/-        | AMOUNT       | +/-        | AMOUNT       | +/-        | AMOUNT       | +/-      | AMOUNT           | +/-        |
| K     | 807          | 919                                           | (112)      | 929          | (122)      | 820          | (13)       | 720          | 87       | 919              | (112)      |
| 1-5   | 4,418        | 4,513                                         | (95)       | 4,616        | (198)      | 4,674        | (256)      | 4,682        | (264)    | 4,523            | (105)      |
| 6-8   | 2,843        | 2,878                                         | (35)       | 2,891        | (48)       | 2,887        | (44)       | 2,893        | (50)     | 2,887            | (44)       |
| 9-12  | <u>3,900</u> | <u>3,902</u>                                  | <u>(2)</u> | <u>3,907</u> | <u>(7)</u> | <u>3,903</u> | <u>(3)</u> | <u>3,898</u> | <u>2</u> | <u>3,903</u>     | <u>(3)</u> |
| TOTAL | 11,968       | 12,212                                        | (244)      | 12,343       | (375)      | 12,284       | (316)      | 12,193       | (225)    | 12,232           | (264)      |

\* Hybrid average retention selected for the 2020-21 budget which consisted of Kindergarten through 2nd grade based on two (2) year average retention and five (5) year average retention for grades 3-12.

## WEST CHESTER AREA SCHOOL DISTRICT HISTORICAL REVIEW OF ANNUAL ENROLLMENT CHANGES BY GRADE

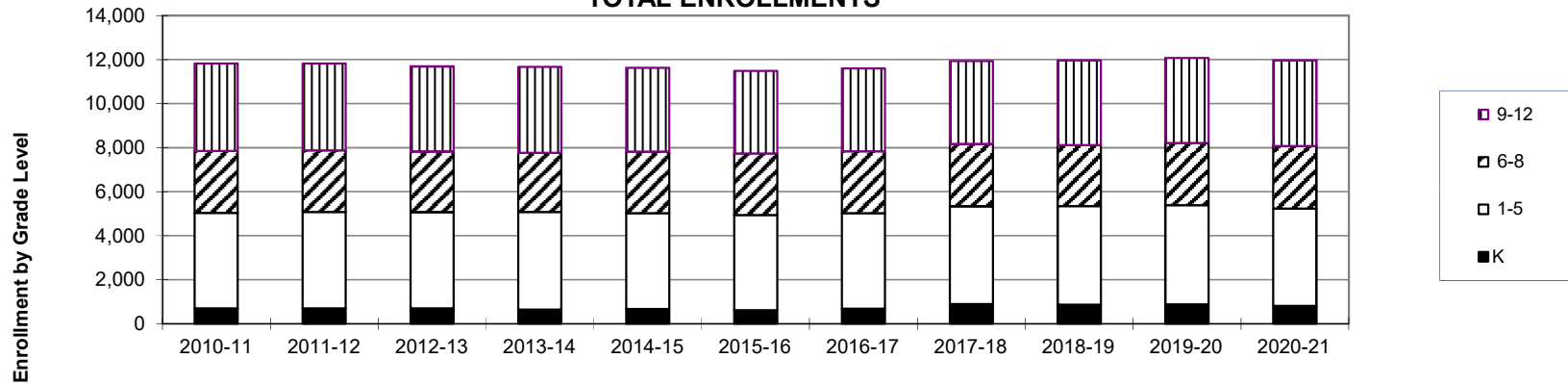
### CHANGE IN ENROLLMENTS

| GRADE        | 2011-12    | 2012-13      | 2013-14     | 2014-15     | 2015-16      | 2016-17    | 2017-18    | 2018-19   | 2019-20    | 2020-21      |
|--------------|------------|--------------|-------------|-------------|--------------|------------|------------|-----------|------------|--------------|
| K            | 21         | (14)         | (45)        | 16          | (48)         | 57         | 219        | (34)      | 30         | (80)         |
| 1-5          | 28         | (2)          | 54          | (68)        | (35)         | 27         | 94         | 46        | 6          | (83)         |
| 6-8          | (29)       | (27)         | (76)        | 103         | (8)          | 27         | 15         | (58)      | 58         | 19           |
| 9-12         | (23)       | (92)         | 46          | (93)        | (50)         | (5)        | 11         | 81        | 21         | 34           |
| <b>TOTAL</b> | <b>(3)</b> | <b>(135)</b> | <b>(21)</b> | <b>(42)</b> | <b>(141)</b> | <b>106</b> | <b>339</b> | <b>35</b> | <b>115</b> | <b>(110)</b> |

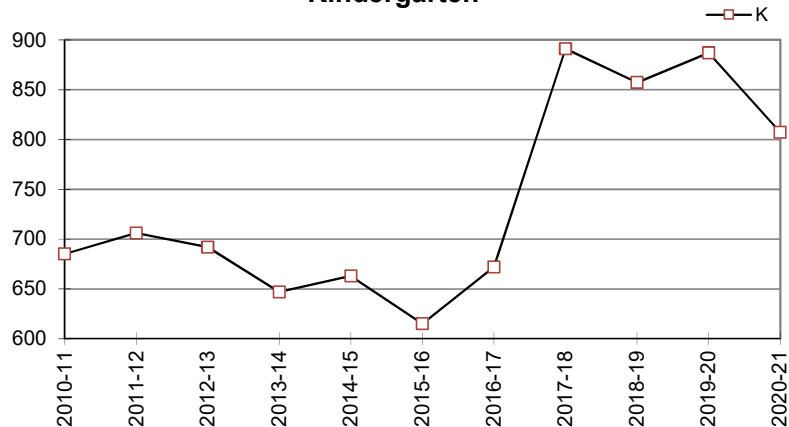
### TOTAL ENROLLMENTS

| GRADE        | 2010-11       | 2011-12       | 2012-13       | 2013-14       | 2014-15       | 2015-16       | 2016-17       | 2017-18       | 2018-19       | 2019-20       | 2020-21       |
|--------------|---------------|---------------|---------------|---------------|---------------|---------------|---------------|---------------|---------------|---------------|---------------|
| K            | 685           | 706           | 692           | 647           | 663           | 615           | 672           | 891           | 857           | 887           | 807           |
| 1-5          | 4,351         | 4,379         | 4,377         | 4,431         | 4,363         | 4,328         | 4,355         | 4,449         | 4,495         | 4,501         | 4,418         |
| 6-8          | 2,819         | 2,790         | 2,763         | 2,687         | 2,790         | 2,782         | 2,809         | 2,824         | 2,766         | 2,824         | 2,843         |
| 9-12         | 3,970         | 3,947         | 3,855         | 3,901         | 3,808         | 3,758         | 3,753         | 3,764         | 3,845         | 3,866         | 3,900         |
| <b>TOTAL</b> | <b>11,825</b> | <b>11,822</b> | <b>11,687</b> | <b>11,666</b> | <b>11,624</b> | <b>11,483</b> | <b>11,589</b> | <b>11,928</b> | <b>11,963</b> | <b>12,078</b> | <b>11,968</b> |

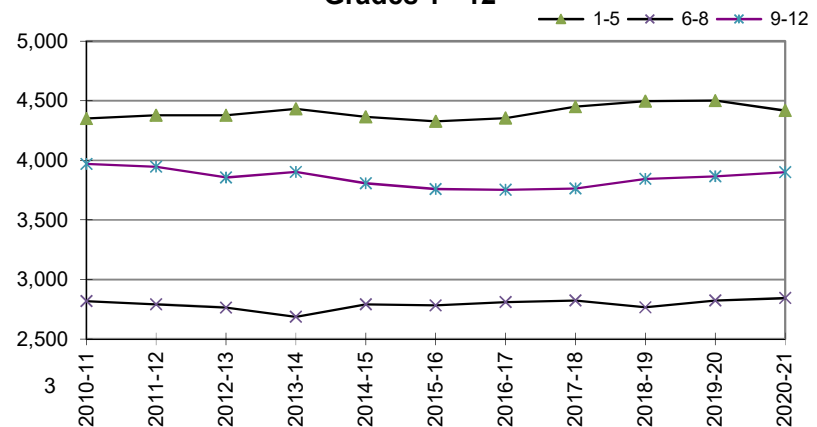
### TOTAL ENROLLMENTS



### Kindergarten



### Grades 1 - 12



PROJECTIONS

|    | A        | B        | C            | D            | E            | F            | G            | H            | I            | J            | K            | L             | M             | N             | O            | P             | Q          | R          | S           |
|----|----------|----------|--------------|--------------|--------------|--------------|--------------|--------------|--------------|--------------|--------------|---------------|---------------|---------------|--------------|---------------|------------|------------|-------------|
| 1  | 2 YEAR   |          |              |              |              |              |              |              |              |              |              |               |               |               |              |               |            |            |             |
| 2  |          | <b>K</b> | <b>Gr. 1</b> | <b>Gr. 2</b> | <b>Gr. 3</b> | <b>Gr. 4</b> | <b>Gr. 5</b> | <b>Gr. 6</b> | <b>Gr. 7</b> | <b>Gr. 8</b> | <b>Gr. 9</b> | <b>Gr. 10</b> | <b>Gr. 11</b> | <b>Gr. 12</b> | <b>TOTAL</b> | <b>Kinder</b> | <b>1-5</b> | <b>6-8</b> | <b>9-12</b> |
| 3  | 2020-21  | 808      | 896          | 900          | 899          | 875          | 847          | 955          | 959          | 929          | 942          | 976           | 982           | 999           | 11,967       | 808           | 4,417      | 2,843      | 3,899       |
| 4  | 2021-22  | 774      | 833          | 888          | 911          | 905          | 880          | 860          | 945          | 966          | 960          | 952           | 973           | 975           | 11,822       | 774           | 4,417      | 2,771      | 3,860       |
| 5  | 2022-23  | 849      | 798          | 825          | 899          | 917          | 910          | 893          | 851          | 952          | 998          | 970           | 949           | 966           | 11,777       | 849           | 4,349      | 2,696      | 3,883       |
| 6  | 2023-24  | 824      | 875          | 791          | 835          | 905          | 922          | 923          | 883          | 857          | 984          | 1,009         | 967           | 942           | 11,717       | 824           | 4,328      | 2,663      | 3,902       |
| 7  | 2024-25  | 824      | 849          | 867          | 801          | 841          | 910          | 936          | 913          | 889          | 885          | 995           | 1,005         | 960           | 11,675       | 824           | 4,268      | 2,738      | 3,845       |
| 8  | 2025-26  | 824      | 849          | 841          | 878          | 806          | 845          | 923          | 926          | 919          | 918          | 895           | 991           | 998           | 11,613       | 824           | 4,219      | 2,768      | 3,802       |
| 9  |          |          |              |              |              |              |              |              |              |              |              |               |               |               |              |               |            |            |             |
| 10 | 3 YEAR   |          |              |              |              |              |              |              |              |              |              |               |               |               |              |               |            |            |             |
| 11 |          | <b>K</b> | <b>Gr. 1</b> | <b>Gr. 2</b> | <b>Gr. 3</b> | <b>Gr. 4</b> | <b>Gr. 5</b> | <b>Gr. 6</b> | <b>Gr. 7</b> | <b>Gr. 8</b> | <b>Gr. 9</b> | <b>Gr. 10</b> | <b>Gr. 11</b> | <b>Gr. 12</b> | <b>TOTAL</b> | <b>Kinder</b> | <b>1-5</b> | <b>6-8</b> | <b>9-12</b> |
| 12 | 2020-21  | 808      | 896          | 900          | 899          | 875          | 847          | 955          | 959          | 929          | 942          | 976           | 982           | 999           | 11,967       | 808           | 4,417      | 2,843      | 3,899       |
| 13 | 2021-22  | 775      | 832          | 894          | 916          | 901          | 882          | 863          | 948          | 960          | 950          | 954           | 970           | 977           | 11,822       | 775           | 4,425      | 2,771      | 3,851       |
| 14 | 2022-23  | 850      | 798          | 830          | 910          | 918          | 909          | 898          | 856          | 949          | 981          | 962           | 948           | 965           | 11,774       | 850           | 4,365      | 2,703      | 3,856       |
| 15 | 2023-24  | 825      | 875          | 796          | 845          | 912          | 926          | 926          | 891          | 857          | 970          | 993           | 956           | 943           | 11,715       | 825           | 4,354      | 2,674      | 3,862       |
| 16 | 2024-25  | 825      | 849          | 873          | 810          | 846          | 920          | 943          | 919          | 892          | 876          | 982           | 986           | 951           | 11,672       | 825           | 4,298      | 2,754      | 3,795       |
| 17 | 2025-26  | 825      | 849          | 847          | 888          | 811          | 853          | 937          | 936          | 920          | 912          | 887           | 975           | 981           | 11,621       | 825           | 4,248      | 2,793      | 3,755       |
| 18 |          |          |              |              |              |              |              |              |              |              |              |               |               |               |              |               |            |            |             |
| 19 | 5 YEAR   |          |              |              |              |              |              |              |              |              |              |               |               |               |              |               |            |            |             |
| 20 |          | <b>K</b> | <b>Gr. 1</b> | <b>Gr. 2</b> | <b>Gr. 3</b> | <b>Gr. 4</b> | <b>Gr. 5</b> | <b>Gr. 6</b> | <b>Gr. 7</b> | <b>Gr. 8</b> | <b>Gr. 9</b> | <b>Gr. 10</b> | <b>Gr. 11</b> | <b>Gr. 12</b> | <b>TOTAL</b> | <b>Kinder</b> | <b>1-5</b> | <b>6-8</b> | <b>9-12</b> |
| 21 | 2020-21  | 808      | 896          | 900          | 899          | 875          | 847          | 955          | 959          | 929          | 942          | 976           | 982           | 999           | 11,967       | 808           | 4,417      | 2,843      | 3,899       |
| 22 | 2021-22  | 751      | 911          | 911          | 933          | 905          | 887          | 863          | 961          | 964          | 957          | 951           | 969           | 983           | 11,946       | 751           | 4,547      | 2,788      | 3,860       |
| 23 | 2022-23  | 824      | 847          | 927          | 945          | 939          | 918          | 904          | 869          | 966          | 994          | 966           | 944           | 970           | 12,013       | 824           | 4,576      | 2,739      | 3,874       |
| 24 | 2023-24  | 800      | 929          | 861          | 961          | 951          | 952          | 935          | 910          | 873          | 996          | 1,003         | 959           | 945           | 12,075       | 800           | 4,654      | 2,718      | 3,903       |
| 25 | 2024-25  | 800      | 902          | 945          | 893          | 968          | 964          | 970          | 941          | 915          | 900          | 1,005         | 996           | 960           | 12,159       | 800           | 4,672      | 2,826      | 3,861       |
| 26 | 2025-26  | 800      | 902          | 917          | 980          | 899          | 982          | 982          | 976          | 946          | 943          | 908           | 998           | 997           | 12,230       | 800           | 4,680      | 2,904      | 3,846       |
| 27 |          |          |              |              |              |              |              |              |              |              |              |               |               |               |              |               |            |            |             |
| 28 | 10 YEAR  |          |              |              |              |              |              |              |              |              |              |               |               |               |              |               |            |            |             |
| 29 |          | <b>K</b> | <b>Gr. 1</b> | <b>Gr. 2</b> | <b>Gr. 3</b> | <b>Gr. 4</b> | <b>Gr. 5</b> | <b>Gr. 6</b> | <b>Gr. 7</b> | <b>Gr. 8</b> | <b>Gr. 9</b> | <b>Gr. 10</b> | <b>Gr. 11</b> | <b>Gr. 12</b> | <b>TOTAL</b> | <b>Kinder</b> | <b>1-5</b> | <b>6-8</b> | <b>9-12</b> |
| 30 | 2020-21  | 808      | 896          | 900          | 899          | 875          | 847          | 955          | 959          | 929          | 942          | 976           | 982           | 999           | 11,967       | 808           | 4,417      | 2,843      | 3,899       |
| 31 | 2021-22  | 651      | 954          | 916          | 923          | 910          | 883          | 867          | 961          | 959          | 958          | 940           | 965           | 985           | 11,872       | 651           | 4,586      | 2,787      | 3,848       |
| 32 | 2022-23  | 714      | 768          | 976          | 940          | 934          | 918          | 904          | 873          | 961          | 989          | 956           | 930           | 968           | 11,831       | 714           | 4,536      | 2,738      | 3,843       |
| 33 | 2023-24  | 693      | 843          | 785          | 1,001        | 951          | 942          | 939          | 910          | 873          | 991          | 987           | 946           | 933           | 11,794       | 693           | 4,522      | 2,722      | 3,857       |
| 34 | 2024-25  | 693      | 818          | 862          | 805          | 1,013        | 959          | 964          | 945          | 910          | 900          | 989           | 976           | 949           | 11,783       | 693           | 4,457      | 2,819      | 3,814       |
| 35 | 2025-26  | 693      | 818          | 837          | 884          | 814          | 1,022        | 981          | 970          | 945          | 938          | 898           | 978           | 979           | 11,757       | 693           | 4,375      | 2,896      | 3,793       |
| 36 |          |          |              |              |              |              |              |              |              |              |              |               |               |               |              |               |            |            |             |
| 37 | 15 YEAR  |          |              |              |              |              |              |              |              |              |              |               |               |               |              |               |            |            |             |
| 38 |          | <b>K</b> | <b>Gr. 1</b> | <b>Gr. 2</b> | <b>Gr. 3</b> | <b>Gr. 4</b> | <b>Gr. 5</b> | <b>Gr. 6</b> | <b>Gr. 7</b> | <b>Gr. 8</b> | <b>Gr. 9</b> | <b>Gr. 10</b> | <b>Gr. 11</b> | <b>Gr. 12</b> | <b>TOTAL</b> | <b>Kinder</b> | <b>1-5</b> | <b>6-8</b> | <b>9-12</b> |
| 39 | 2020-21  | 808      | 896          | 900          | 899          | 875          | 847          | 955          | 959          | 929          | 942          | 976           | 982           | 999           | 11,967       | 808           | 4,417      | 2,843      | 3,899       |
| 40 | 2021-22  | 611      | 954          | 914          | 920          | 913          | 884          | 869          | 964          | 961          | 966          | 940           | 962           | 979           | 11,837       | 611           | 4,585      | 2,794      | 3,847       |
| 41 | 2022-23  | 671      | 721          | 974          | 934          | 935          | 922          | 906          | 877          | 966          | 999          | 964           | 926           | 959           | 11,754       | 671           | 4,486      | 2,749      | 3,848       |
| 42 | 2023-24  | 651      | 792          | 736          | 995          | 949          | 945          | 945          | 915          | 879          | 1,005        | 997           | 950           | 923           | 11,682       | 651           | 4,417      | 2,739      | 3,875       |
| 43 | 2024-25  | 651      | 768          | 808          | 752          | 1,011        | 959          | 969          | 954          | 917          | 914          | 1,003         | 982           | 947           | 11,635       | 651           | 4,298      | 2,840      | 3,846       |
| 44 | 2025-26  | 651      | 768          | 784          | 826          | 764          | 1,021        | 983          | 978          | 956          | 954          | 912           | 988           | 979           | 11,564       | 651           | 4,163      | 2,917      | 3,833       |
| 45 |          |          |              |              |              |              |              |              |              |              |              |               |               |               |              |               |            |            |             |
| 46 | Hybrid * |          |              |              |              |              |              |              |              |              |              |               |               |               |              |               |            |            |             |
| 47 |          | <b>K</b> | <b>Gr. 1</b> | <b>Gr. 2</b> | <b>Gr. 3</b> | <b>Gr. 4</b> | <b>Gr. 5</b> | <b>Gr. 6</b> | <b>Gr. 7</b> | <b>Gr. 8</b> | <b>Gr. 9</b> | <b>Gr. 10</b> | <b>Gr. 11</b> | <b>Gr. 12</b> | <b>TOTAL</b> | <b>Kinder</b> | <b>1-5</b> | <b>6-8</b> | <b>9-12</b> |
| 48 | 2020-21  | 808      | 896          | 900          | 899          | 875          | 847          | 955          | 959          | 929          | 942          | 976           | 982           | 999           | 11,967       | 808           | 4,417      | 2,843      | 3,899       |
| 49 | 2021-22  | 807      | 833          | 888          | 933          | 905          | 887          | 863          | 961          | 964          | 957          | 951           | 969           | 983           | 11,901       | 807           | 4,446      | 2,788      | 3,860       |
| 50 | 2022-23  | 886      | 832          | 825          | 921          | 939          | 918          | 904          | 869          | 966          | 994          | 966           | 944           | 970           | 11,934       | 886           | 4,435      | 2,739      | 3,874       |
| 51 | 2023-24  | 860      | 913          | 824          | 855          | 927          | 952          | 935          | 910          | 873          | 996          | 1,003         | 959           | 945           | 11,952       | 860           | 4,471      | 2,718      | 3,903       |
| 52 | 2024-25  | 860      | 886          | 905          | 854          | 861          | 940          | 970          | 941          | 915          | 900          | 1,005         | 996           | 960           | 11,993       | 860           | 4,446      | 2,826      | 3,861       |

**RETENTIONS**

**Exhibit A-1**

|    | A                                                                                                                                                                                      | B      | C       | D       | E       | F       | G       | H       | I       | J       | K       | L       | M       | N       | Q           |
|----|----------------------------------------------------------------------------------------------------------------------------------------------------------------------------------------|--------|---------|---------|---------|---------|---------|---------|---------|---------|---------|---------|---------|---------|-------------|
| 3  | SCHOOL YEAR                                                                                                                                                                            | K      | Gr. 1   | Gr. 2   | Gr. 3   | Gr. 4   | Gr. 5   | Gr. 6   | Gr. 7   | Gr. 8   | Gr. 9   | Gr. 10  | Gr. 11  | Gr. 12  | GRAND TOTAL |
| 22 | 06-07                                                                                                                                                                                  | 57.99% | 115.53% | 100.11% | 102.17% | 102.92% | 101.07% | 105.38% | 100.11% | 100.97% | 105.20% | 99.59%  | 96.83%  | 99.23%  | 100.57%     |
| 23 | 07-08                                                                                                                                                                                  | 52.99% | 112.82% | 101.92% | 99.55%  | 102.25% | 101.59% | 99.15%  | 101.52% | 101.71% | 104.37% | 97.81%  | 97.21%  | 97.78%  | 98.97%      |
| 24 | 08-09                                                                                                                                                                                  | 59.03% | 120.15% | 100.85% | 101.53% | 102.05% | 101.50% | 102.68% | 102.24% | 99.04%  | 105.16% | 100.20% | 98.93%  | 98.09%  | 100.15%     |
| 25 | 09-10                                                                                                                                                                                  | 58.81% | 121.91% | 103.18% | 100.96% | 101.39% | 100.89% | 103.42% | 100.98% | 100.73% | 108.64% | 101.60% | 98.67%  | 97.84%  | 101.08%     |
| 26 | 10-11                                                                                                                                                                                  | 55.51% | 119.89% | 101.98% | 102.83% | 103.80% | 101.60% | 104.31% | 102.75% | 101.40% | 105.81% | 99.40%  | 97.14%  | 99.59%  | 100.13%     |
| 27 | 11-12                                                                                                                                                                                  | 61.39% | 123.21% | 102.05% | 102.63% | 101.92% | 101.72% | 101.69% | 100.95% | 100.11% | 103.82% | 97.55%  | 97.80%  | 101.01% | 99.97%      |
| 28 | 12-13                                                                                                                                                                                  | 59.91% | 121.95% | 100.71% | 99.67%  | 102.68% | 99.88%  | 103.04% | 100.78% | 98.32%  | 100.86% | 98.77%  | 97.99%  | 99.39%  | 98.86%      |
| 29 | 13-14                                                                                                                                                                                  | 57.61% | 120.23% | 102.67% | 103.06% | 102.57% | 100.00% | 102.12% | 101.42% | 97.80%  | 106.62% | 100.32% | 100.00% | 101.64% | 99.82%      |
| 30 | 14-15                                                                                                                                                                                  | 56.33% | 125.50% | 103.25% | 100.23% | 100.23% | 101.09% | 104.45% | 102.42% | 101.08% | 103.93% | 98.00%  | 99.37%  | 99.90%  | 99.64%      |
| 31 | 15-16                                                                                                                                                                                  | 59.42% | 125.34% | 105.54% | 101.86% | 101.02% | 99.09%  | 102.48% | 97.82%  | 100.11% | 100.32% | 98.70%  | 97.65%  | 100.85% | 98.79%      |
| 32 | 16-17                                                                                                                                                                                  | 64.06% | 128.13% | 105.42% | 105.95% | 100.34% | 101.12% | 102.64% | 101.68% | 100.85% | 104.16% | 100.42% | 99.01%  | 102.09% | 100.92%     |
| 33 | 17-18                                                                                                                                                                                  | 89.01% | 126.93% | 103.81% | 107.19% | 102.53% | 103.42% | 101.33% | 103.92% | 101.24% | 104.53% | 100.43% | 99.37%  | 99.67%  | 102.93%     |
| 34 | 18-19                                                                                                                                                                                  | 83.04% | 102.69% | 101.17% | 102.81% | 99.15%  | 101.50% | 102.53% | 99.89%  | 99.03%  | 100.00% | 101.51% | 98.71%  | 100.00% | 100.29%     |
| 35 | 19-20                                                                                                                                                                                  | 89.60% | 105.13% | 98.25%  | 102.43% | 102.38% | 102.69% | 103.07% | 99.36%  | 100.98% | 104.79% | 100.82% | 99.80%  | 99.13%  | 100.96%     |
| 36 | 20-21                                                                                                                                                                                  | 75.87% | 101.01% | 99.89%  | 100.00% | 98.98%  | 98.37%  | 99.90%  | 98.46%  | 100.43% | 101.84% | 101.35% | 99.49%  | 99.40%  | 99.08%      |
| 37 | 2 YR AVG                                                                                                                                                                               | 82.73% | 103.07% | 99.07%  | 101.22% | 100.68% | 100.53% | 101.48% | 98.91%  | 100.71% | 103.31% | 101.08% | 99.65%  | 99.27%  | 100.02%     |
| 38 | 3 YR AVG                                                                                                                                                                               | 82.84% | 102.95% | 99.77%  | 101.75% | 100.17% | 100.85% | 101.83% | 99.24%  | 100.15% | 102.21% | 101.23% | 99.34%  | 99.51%  | 100.11%     |
| 39 | 5 YR AVG                                                                                                                                                                               | 80.32% | 112.78% | 101.71% | 103.68% | 100.68% | 101.42% | 101.89% | 100.66% | 100.51% | 103.06% | 100.91% | 99.28%  | 100.06% | 100.84%     |
| 40 | 10 YR AVG                                                                                                                                                                              | 69.62% | 118.01% | 102.27% | 102.58% | 101.18% | 100.89% | 102.32% | 100.67% | 100.00% | 103.09% | 99.79%  | 98.92%  | 100.31% | 100.13%     |
| 41 | 15 YR AVG                                                                                                                                                                              | 65.37% | 118.03% | 102.05% | 102.19% | 101.61% | 101.04% | 102.55% | 100.95% | 100.25% | 104.00% | 99.77%  | 98.53%  | 99.71%  | 100.14%     |
| 42 | Hybrid *                                                                                                                                                                               | 86.32% | 103.07% | 99.07%  | 103.68% | 100.68% | 101.42% | 101.89% | 100.66% | 100.51% | 103.06% | 100.91% | 99.28%  | 100.06% |             |
| 43 |                                                                                                                                                                                        |        |         |         |         |         |         |         |         |         |         |         |         |         |             |
| 44 | Hybrid - Consists of Kindergarten based on 2 year average retention of fiscal years 2020 and 2019, first and second grade based on 2 year average retention, and five (5) year average |        |         |         |         |         |         |         |         |         |         |         |         |         |             |
| 45 | retention for grades 3-12. Kindergarten's retention rate has been changed due to a drop in Kindergarten enrollment due to Covid19. This will prevent enrollment projections from       |        |         |         |         |         |         |         |         |         |         |         |         |         |             |
| 46 | abnormally skewing downward.                                                                                                                                                           |        |         |         |         |         |         |         |         |         |         |         |         |         |             |



**WEST CHESTER AREA SCHOOL DISTRICT  
ENROLLMENT HISTORY DATA**

| <b>BIRTHS</b> |               | <b>SCHOOL YEAR</b> | <b>K</b>         | <b>Gr. 1</b> | <b>Gr. 2</b> | <b>Gr. 3</b> | <b>Gr. 4</b> | <b>Gr. 5</b> | <b>Gr. 6</b> | <b>Gr. 7</b> | <b>Gr. 8</b> | <b>Gr. 9</b> | <b>Gr. 10</b> | <b>Gr. 11</b> | <b>Gr. 12</b> | <b>GRAND TOTAL</b> | <b>K</b> | <b>1-5</b> | <b>6-8</b> | <b>9-12</b> | <b>Total</b> |
|---------------|---------------|--------------------|------------------|--------------|--------------|--------------|--------------|--------------|--------------|--------------|--------------|--------------|---------------|---------------|---------------|--------------------|----------|------------|------------|-------------|--------------|
| <b>YEAR</b>   | <b>AMOUNT</b> |                    |                  |              |              |              |              |              |              |              |              |              |               |               |               |                    |          |            |            |             |              |
| 2000          | 1,188         | 05/06              | 721              | 882          | 828          | 857          | 934          | 874          | 933          | 929          | 1000         | 971          | 979           | 915           | 899           | 11,722             | 721      | 4,375      | 2,862      | 3,764       | 11,722       |
| 2001          | 1,264         | 06/07              | 733              | 833          | 883          | 846          | 882          | 944          | 921          | 934          | 938          | 1052         | 967           | 948           | 908           | 11,789             | 733      | 4,388      | 2,793      | 3,875       | 11,789       |
| 2002          | 1,236         | 07/08              | 655              | 827          | 849          | 879          | 865          | 896          | 936          | 935          | 950          | 979          | 1029          | 940           | 927           | 11,667             | 655      | 4,316      | 2,821      | 3,875       | 11,667       |
| 2003          | 1,191         | 08/09              | 703              | 787          | 834          | 862          | 897          | 878          | 920          | 957          | 926          | 999          | 981           | 1018          | 922           | 11,684             | 703      | 4,258      | 2,803      | 3,920       | 11,684       |
| 2004          | 1,248         | 09/10              | 734              | 857          | 812          | 842          | 874          | 905          | 908          | 929          | 964          | 1006         | 1015          | 968           | 996           | 11,810             | 734      | 4,290      | 2,801      | 3,985       | 11,810       |
| 2005          | 1,234         | 10/11              | 685              | 880          | 874          | 835          | 874          | 888          | 944          | 933          | 942          | 1020         | 1000          | 986           | 964           | 11,825             | 685      | 4,351      | 2,819      | 3,970       | 11,825       |
| 2006          | 1,150         | 11/12              | 706              | 844          | 898          | 897          | 851          | 889          | 903          | 953          | 934          | 978          | 995           | 978           | 996           | 11,822             | 706      | 4,379      | 2,790      | 3,947       | 11,822       |
| 2007          | 1,155         | 12/13              | 692              | 861          | 850          | 895          | 921          | 850          | 916          | 910          | 937          | 942          | 966           | 975           | 972           | 11,687             | 692      | 4,377      | 2,763      | 3,855       | 11,687       |
| 2008          | 1,123         | 13/14              | 647              | 832          | 884          | 876          | 918          | 921          | 868          | 929          | 890          | 999          | 945           | 966           | 991           | 11,666             | 647      | 4,431      | 2,687      | 3,901       | 11,666       |
| 2009          | 1,177         | 14/15              | 663              | 812          | 859          | 886          | 878          | 928          | 962          | 889          | 939          | 925          | 979           | 939           | 965           | 11,624             | 663      | 4,363      | 2,790      | 3,808       | 11,624       |
| 2010          | 1,035         | 15/16              | 615              | 831          | 857          | 875          | 895          | 870          | 951          | 941          | 890          | 942          | 913           | 956           | 947           | 11,483             | 615      | 4,328      | 2,782      | 3,758       | 11,483       |
| 2011          | 1,049         | 16/17              | 672              | 788          | 876          | 908          | 878          | 905          | 893          | 967          | 949          | 927          | 946           | 904           | 976           | 11,589             | 672      | 4,355      | 2,809      | 3,753       | 11,589       |
| 2012          | 1,001         | 17/18              | 891 <sup>1</sup> | 853          | 818          | 939          | 931          | 908          | 917          | 928          | 979          | 992          | 931           | 940           | 901           | 11,928             | 891      | 4,449      | 2,824      | 3,764       | 11,928       |
| 2013          | 1,032         | 18/19              | 857              | 915          | 863          | 841          | 931          | 945          | 931          | 916          | 919          | 979          | 1007          | 919           | 940           | 11,963             | 857      | 4,495      | 2,766      | 3,845       | 11,963       |
| 2014          | 990           | 19/20              | 887              | 901          | 899          | 884          | 861          | 956          | 974          | 925          | 925          | 963          | 987           | 1005          | 911           | 12,078             | 887      | 4,501      | 2,824      | 3,866       | 12,078       |
| 2015          | 1,065         | 20/21              | 808              | 896          | 900          | 899          | 875          | 847          | 955          | 959          | 929          | 942          | 976           | 982           | 999           | 11,967             | 807      | 4,418      | 2,843      | 3,900       | 11,968       |
| 2016          | 935           | 21/22              |                  |              |              |              |              |              |              |              |              |              |               |               |               |                    |          |            |            |             |              |
| 2017          | 1,026         | 22/23              |                  |              |              |              |              |              |              |              |              |              |               |               |               |                    |          |            |            |             |              |
| 2018          | 996           | 23/24              |                  |              |              |              |              |              |              |              |              |              |               |               |               |                    |          |            |            |             |              |
| 2019 Est      | 996           | 24/25              |                  |              |              |              |              |              |              |              |              |              |               |               |               |                    |          |            |            |             |              |
| 2020 Est      | 996           | 25/26              |                  |              |              |              |              |              |              |              |              |              |               |               |               |                    |          |            |            |             |              |

<sup>1</sup> 17/18 Implementation year for Full-Day Kindergarten

## WCASD Share of Total Student Population Analysis

|                                     | <u>2006-07</u> | <u>2007-08</u> | <u>2008-09</u> | <u>2009-10</u> | <u>2010-11</u> | <u>2011-12</u> | <u>2012-13</u> | <u>2013-14</u> | <u>2014-15</u> | <u>2015-16</u> | <u>2016-17</u> | <u>2017-18</u> | <u>2018-19</u> | <u>2019-20</u> | <u>2020-21</u> |
|-------------------------------------|----------------|----------------|----------------|----------------|----------------|----------------|----------------|----------------|----------------|----------------|----------------|----------------|----------------|----------------|----------------|
| <b>PRIVATE</b>                      | <b>252</b>     | <b>218</b>     | <b>239</b>     | <b>245</b>     | <b>204</b>     | <b>224</b>     | <b>234</b>     | <b>216</b>     | <b>267</b>     | <b>267</b>     | <b>229</b>     | <b>233</b>     | <b>245</b>     | <b>253</b>     | <b>257</b>     |
| <b>Elementary/Middle</b>            | <b>186</b>     | <b>160</b>     | <b>185</b>     | <b>196</b>     | <b>171</b>     | <b>185</b>     | <b>188</b>     | <b>181</b>     | <b>227</b>     | <b>229</b>     | <b>193</b>     | <b>193</b>     | <b>201</b>     | <b>205</b>     | <b>209</b>     |
| Benchmark (1-8)                     | 19             | 16             | 17             | 15             | 16             | 15             | 9              | 9              | 10             | 12             | 9              | 12             | 11             | 15             | 15             |
| Centreville School (1-8)            | 8              | 6              | 1              | 2              | 3              | 2              | 3              | 3              | 2              | 2              | 2              | 4              | 5              | 3              | 2              |
| Church Farm School (6-12)           | 7              | 6              | 5              | 3              | 4              | 3              | 3              | 4              | 4              | 4              | 3              | 3              | 1              | -              | -              |
| Concept School (K-12)               | 7              | 8              | 8              | 5              | 6              | 5              | 4              | 3              | 1              | 1              | 1              | 2              | 2              | 5              | 4              |
| Concordville Prep                   | -              | -              | -              | 1              | -              | -              | -              | -              | -              | -              | -              | -              | -              | -              | -              |
| Copeland Run Academy(K)             | -              | -              | -              | -              | -              | -              | -              | -              | -              | -              | -              | -              | -              | -              | -              |
| Episcopal Academy (K-5) (6-12)      | 20             | 18             | 40             | 47             | 40             | 51             | 48             | 50             | 72             | 90             | 85             | 87             | 99             | 93             | 106            |
| Grayson School (new 2017-18)        | -              | -              | -              | -              | -              | -              | -              | -              | -              | -              | -              | 1              | 1              | -              | -              |
| Great Beginnings Christian (K)      | 3              | 2              | 4              | 6              | 3              | 1              | 3              | 3              | 3              | -              | 2              | -              | 1              | -              | -              |
| Kimberton Waldorf School (K-12)     | 9              | 8              | 8              | 9              | 8              | 6              | 4              | 5              | 10             | 5              | 1              | 1              | 2              | -              | -              |
| Media Children's House (K)          | -              | -              | -              | -              | 4              | 3              | -              | -              | -              | -              | -              | -              | -              | -              | -              |
| Middletown Montessori (K)           | -              | 2              | 1              | -              | 1              | -              | -              | -              | -              | -              | -              | -              | -              | -              | -              |
| Montgomery School (K-8)             | 25             | 19             | 17             | 19             | 20             | 27             | 29             | 25             | 32             | 23             | 18             | 15             | 14             | 8              | 10             |
| Pilot School (1-8)                  | 2              | 4              | 4              | 4              | 4              | 5              | 4              | 3              | 3              | 4              | 3              | 4              | 2              | 2              | 2              |
| Regina Luminus                      | -              | -              | 7              | 11             | 15             | 22             | 25             | 21             | 19             | 24             | -              | 10             | 18             | 19             | 16             |
| Springton Lake Montessori (K)       | 2              | -              | -              | 3              | 2              | -              | 2              | -              | -              | -              | -              | 2              | 1              | -              | -              |
| The Phelps School (8-12)            | 3              | 1              | 1              | 2              | 3              | 2              | 4              | 2              | 2              | 3              | 2              | 2              | 2              | 2              | 3              |
| The School in Rose Valley (K-6)     | 2              | 1              | 1              | 1              | 2              | 2              | 2              | 2              | 2              | -              | -              | -              | -              | -              | -              |
| The Walden School (K-8)             | 2              | 1              | 1              | 1              | 2              | 6              | 2              | -              | 4              | 6              | 3              | 1              | 1              | 1              | 1              |
| Tower Hill (K-12)                   | 12             | 7              | 8              | 7              | 3              | 4              | 4              | 4              | 8              | 8              | 8              | 2              | 4              | 7              | 6              |
| Upattinas Resource School (K-12)    | 12             | 10             | 9              | 7              | 6              | 5              | 6              | 1              | closed         | -              | -              | -              | -              | -              | -              |
| Upland Country Day School (K-9)     | 28             | 27             | 28             | 23             | 10             | 6              | 7              | 11             | 5              | 6              | 12             | 10             | 14             | 22             | 16             |
| Willistown Malvern Montessori (K)   | 14             | 12             | 11             | 14             | 9              | 9              | 16             | 18             | 19             | 21             | 23             | 19             | 13             | 17             | 20             |
| Wilmington Montessori (K)           | 4              | 4              | 4              | 4              | 1              | -              | -              | -              | -              | -              | -              | -              | -              | -              | -              |
| Woodlynde School (K-12)             | 7              | 8              | 10             | 12             | 9              | 11             | 13             | 14             | 16             | 14             | 8              | 9              | 6              | 6              | 8              |
| YMCA Kindergarten                   | -              | -              | -              | -              | -              | -              | -              | 3              | 15             | 6              | 13             | 9              | 4              | 5              | -              |
| <b>High School</b>                  | <b>66</b>      | <b>58</b>      | <b>54</b>      | <b>49</b>      | <b>33</b>      | <b>39</b>      | <b>46</b>      | <b>35</b>      | <b>40</b>      | <b>38</b>      | <b>36</b>      | <b>40</b>      | <b>44</b>      | <b>48</b>      | <b>48</b>      |
| Crossroads (K-8)                    | 16             | 18             | 17             | 16             | closed         | -              | -              | -              | -              | -              | -              | -              | -              | -              | -              |
| Devon Prep (6-12)                   | 48             | 38             | 33             | 27             | 25             | 29             | 41             | 32             | 37             | 36             | 33             | 36             | 42             | 47             | 46             |
| Hilltop Preparatory (7-12)          | 2              | 2              | 4              | 6              | 8              | 10             | 5              | 3              | 3              | 2              | 3              | 4              | 2              | 1              | 2              |
| Phil Acad / Concord Prep (9-12)     | -              | -              | -              | -              | -              | -              | -              | -              | -              | -              | -              | -              | -              | -              | -              |
| <b>RELIGIOUS</b>                    | <b>4,006</b>   | <b>3,876</b>   | <b>3,784</b>   | <b>3,600</b>   | <b>3,252</b>   | <b>3,151</b>   | <b>3,058</b>   | <b>2,776</b>   | <b>2,706</b>   | <b>2,838</b>   | <b>2,666</b>   | <b>2,477</b>   | <b>2,315</b>   | <b>2,235</b>   | <b>2,187</b>   |
| <b>Catholic - Elementary/Middle</b> | <b>2,391</b>   | <b>2,321</b>   | <b>2,241</b>   | <b>2,125</b>   | <b>1,973</b>   | <b>1,850</b>   | <b>1,805</b>   | <b>1,682</b>   | <b>1,618</b>   | <b>1,615</b>   | <b>1,476</b>   | <b>1,329</b>   | <b>1,226</b>   | <b>1,158</b>   | <b>1,135</b>   |
| Holy Family Regional Catholic       | -              | -              | -              | -              | -              | -              | -              | -              | -              | -              | -              | -              | -              | -              | 1              |
| St. Agnes (K-8)                     | 415            | 373            | 316            | 304            | 289            | 287            | 295            | 260            | 271            | 267            | 231            | 229            | 202            | 204            | 202            |
| St. Maximilian Kolbe (K-8)          | 329            | 323            | 319            | 304            | 283            | 248            | 226            | 208            | 189            | 187            | 159            | 151            | 135            | 130            | 124            |
| Sts. Peter & Paul (K-8)             | 375            | 382            | 391            | 377            | 364            | 375            | 367            | 350            | 334            | 349            | 338            | 312            | 292            | 289            | 284            |
| Sts. Philip & James School (K-8)    | 350            | 341            | 336            | 314            | 275            | 227            | 199            | 184            | 164            | 152            | 125            | 88             | 71             | 48             | 63             |
| Sts. Simon & Jude School (K-8)      | 397            | 390            | 384            | 376            | 362            | 354            | 342            | 337            | 335            | 338            | 317            | 294            | 296            | 265            | 248            |
| Villa Maria Academy - Lower (K-8)   | 157            | 160            | 149            | 148            | 125            | 118            | 124            | 115            | 110            | 122            | 110            | 89             | 81             | 86             | 89             |
| St. Thomas the Apostle (K-8)        | 49             | 44             | 38             | 28             | 26             | 24             | 24             | 26             | 31             | 29             | 33             | 31             | 32             | 28             | 21             |
| St. Norbert's School (K-8)          | 27             | 21             | 18             | 15             | 15             | 12             | 11             | 7              | 5              | 2              | 6              | 4              | 4              | 5              | 7              |

## WCASD Share of Total Student Population Analysis

|                                    | <u>2006-07</u> | <u>2007-08</u> | <u>2008-09</u> | <u>2009-10</u> | <u>2010-11</u> | <u>2011-12</u> | <u>2012-13</u> | <u>2013-14</u> | <u>2014-15</u> | <u>2015-16</u> | <u>2016-17</u> | <u>2017-18</u> | <u>2018-19</u> | <u>2019-20</u> | <u>2020-21</u> |
|------------------------------------|----------------|----------------|----------------|----------------|----------------|----------------|----------------|----------------|----------------|----------------|----------------|----------------|----------------|----------------|----------------|
| St. Aloysius Academy (K-8)         | 66             | 54             | 54             | 51             | 44             | 32             | 34             | 35             | 33             | 27             | 18             | 18             | 14             | 11             | 16             |
| St. Anastasia School (K-8)         | -              | -              | -              | -              | 1              | -              | -              | -              | 6              | 4              | 4              | 4              | 2              | 2              | 1              |
| St. Patrick's School (K-8)         | 131            | 134            | 113            | 104            | 85             | 84             | 97             | 73             | 68             | 71             | 73             | 64             | 59             | 56             | 54             |
| St. Edmond's Academy (K-8)         | 12             | 11             | 14             | 11             | 8              | 5              | 7              | 6              | -              | 5              | 3              | 3              | 4              | 3              | -              |
| St. Matthews                       | -              | -              | -              | -              | 1              | -              | -              | -              | 1              | 1              | 1              | -              | -              | -              | -              |
| St. Monica's School (K-8)          | 2              | 2              | 1              | -              | -              | -              | -              | -              | -              | -              | -              | -              | -              | -              | -              |
| St. Mary Magdalen - DE (K-8)       | -              | -              | -              | -              | -              | -              | 1              | 1              | -              | -              | -              | -              | -              | 1              | 1              |
| St. Mary Magdalen -Media (K-8)     | 21             | 20             | 24             | 24             | 29             | 26             | 24             | 29             | 23             | 21             | 20             | 10             | 10             | 11             | 9              |
| St. Elizabeth (K-8)                | 1              | 2              | 4              | 3              | 3              | 3              | 5              | 6              | 4              | 3              | 2              | 2              | 2              | -              | -              |
| Country Day-Sacred Heart (K-12)    | 32             | 30             | 43             | 31             | 23             | 20             | 17             | 11             | 15             | 13             | 17             | 15             | 11             | 14             | 9              |
| St. Basil the Great (K-8)          | -              | -              | -              | -              | -              | -              | -              | -              | -              | -              | -              | -              | -              | -              | -              |
| St. Cornelius School (K-8)         | 16             | 21             | 25             | 24             | 27             | 24             | 21             | 18             | 16             | 15             | 12             | 10             | 6              | -              | -              |
| St. Francis deSales (K-8)          | 1              | 1              | -              | 1              | 2              | -              | 3              | 6              | 9              | -              | -              | -              | -              | -              | -              |
| Pope John Paul                     | -              | -              | -              | -              | -              | -              | -              | 1              | 1              | 1              | -              | -              | -              | -              | -              |
| St. Joe's - Downingtown (K-8)      | 10             | 12             | 12             | 10             | 11             | 11             | 8              | 9              | 3              | 8              | 7              | 5              | 5              | 5              | 7              |
| <b>Catholic High School</b>        | <b>1,014</b>   | <b>970</b>     | <b>947</b>     | <b>939</b>     | <b>814</b>     | <b>803</b>     | <b>819</b>     | <b>762</b>     | <b>725</b>     | <b>812</b>     | <b>784</b>     | <b>768</b>     | <b>727</b>     | <b>700</b>     | <b>663</b>     |
| Academy of Notre Dame (6-12)       | 65             | 64             | 57             | 76             | 69             | 72             | 70             | 48             | 52             | 49             | 45             | 55             | 64             | 55             | 67             |
| Archmere Academy (9-12)            | 48             | 37             | 32             | 33             | 29             | 31             | 30             | 38             | 47             | 50             | 54             | 52             | 52             | 48             | 42             |
| Bishop Shanahan (9-12)             | 517            | 496            | 472            | 440            | 413            | 395            | 416            | 375            | 341            | 338            | 304            | 305            | 282            | 304            | 283            |
| Cardinal O'Hara (9-12)             | 10             | 12             | 17             | 15             | 12             | 12             | 8              | 10             | 10             | 12             | 11             | 8              | 7              | 6              | 7              |
| Malvern Prep (6-12)                | 133            | 132            | 119            | 130            | 72             | 70             | 71             | 75             | 80             | 135            | 137            | 144            | 143            | 132            | 138            |
| Salesianum (9-12)                  | 85             | 77             | 75             | 82             | 71             | 65             | 70             | 67             | 76             | 85             | 86             | 69             | 39             | 30             | 27             |
| Villa Maria Academy - Upper (9-12) | 156            | 152            | 175            | 163            | 148            | 158            | 154            | 149            | 119            | 143            | 147            | 135            | 140            | 125            | 99             |
| <b>Other - Elementary/Middle</b>   | <b>448</b>     | <b>446</b>     | <b>448</b>     | <b>394</b>     | <b>325</b>     | <b>375</b>     | <b>336</b>     | <b>248</b>     | <b>270</b>     | <b>329</b>     | <b>331</b>     | <b>303</b>     | <b>289</b>     | <b>301</b>     | <b>317</b>     |
| Albert Einstein Academy (K-12)     | -              | 3              | 2              | 1              | 1              | 2              | 2              | -              | -              | 2              | 2              | 2              | -              | -              | -              |
| American Christian Academy (K-12)  | 1              | 1              | 1              | -              | -              | -              | -              | -              | -              | -              | -              | -              | -              | -              | -              |
| Beth Israel Kindergarten           | -              | -              | -              | -              | -              | -              | -              | -              | -              | -              | -              | -              | -              | -              | 2              |
| Christ Memorial (K)                | 19             | 15             | 21             | 19             | 21             | 21             | 16             | 11             | 22             | 17             | 21             | 16             | 16             | 15             | 18             |
| Christian Academy (K-12)           | 16             | 14             | 14             | 12             | 9              | 12             | 4              | 3              | 5              | 4              | 1              | 2              | 3              | 2              | 2              |
| Del County Christian Lower (K-5)   | 75             | 65             | 52             | 53             | 45             | 32             | 29             | 22             | 31             | 17             | 17             | 22             | 25             | 31             | 35             |
| Goshen Friends (K-5)               | 38             | 36             | 38             | 39             | 26             | 28             | 34             | 22             | 11             | 29             | 20             | closed         | -              | -              | -              |
| Keshet Israel (K)                  | 3              | 14             | 14             | 14             | 13             | 16             | 12             | 12             | 12             | 8              | 15             | closed         | -              | -              | -              |
| Landmark Christian School (K-12)   | -              | -              | -              | closed         | -              | -              | -              | -              | -              | -              | -              | -              | -              | -              | -              |
| Media Providence Friends (K-8)     | 2              | 2              | 1              | 3              | 1              | 3              | 2              | 1              | -              | 1              | 2              | 2              | 1              | 1              | 1              |
| Perfect Start Christian (K)        | 1              | -              | -              | closed         | -              | -              | -              | -              | -              | -              | -              | -              | -              | -              | -              |
| Stratford Friends                  | -              | -              | -              | -              | 2              | 2              | -              | -              | 2              | 2              | 1              | 2              | 6              | 4              | 4              |
| WC Church of Nazarene              | -              | 1              | -              | -              | -              | -              | -              | -              | -              | -              | -              | -              | -              | -              | -              |
| WC Christian School (K-12)         | 66             | 69             | 66             | 64             | 45             | 79             | 64             | 36             | 32             | 55             | 49             | 48             | 36             | 31             | 36             |
| WC Friends School (K-5)            | 30             | 29             | 37             | 17             | 24             | 32             | 32             | 30             | 34             | 34             | 29             | 43             | 38             | 31             | 26             |
| Westtown School (K-12)             | 179            | 180            | 189            | 165            | 126            | 129            | 123            | 92             | 95             | 128            | 145            | 143            | 145            | 162            | 141            |
| Wilmington Friends School (K-12)   | 18             | 16             | 8              | 4              | 3              | 4              | 6              | 4              | 9              | 11             | 8              | 12             | 11             | 10             | 10             |
| Windsor Christian Academy (K-5)    | -              | 1              | 5              | 3              | 9              | 15             | 12             | 15             | 17             | 21             | 21             | 11             | 8              | 11             | 15             |
| Innovate Academy                   | -              | -              | -              | -              | -              | -              | -              | -              | -              | -              | -              | -              | -              | 2              | 27             |
| London Grove Kindergarten          | -              | -              | -              | -              | -              | -              | -              | -              | -              | -              | -              | -              | -              | 1              | -              |

## WCASD Share of Total Student Population Analysis

|                                        | <u>2006-07</u> | <u>2007-08</u> | <u>2008-09</u> | <u>2009-10</u> | <u>2010-11</u> | <u>2011-12</u> | <u>2012-13</u> | <u>2013-14</u> | <u>2014-15</u> | <u>2015-16</u> | <u>2016-17</u> | <u>2017-18</u> | <u>2018-19</u> | <u>2019-20</u> | <u>2020-21</u> |
|----------------------------------------|----------------|----------------|----------------|----------------|----------------|----------------|----------------|----------------|----------------|----------------|----------------|----------------|----------------|----------------|----------------|
| <b>Other - High School</b>             | <b>153</b>     | <b>139</b>     | <b>148</b>     | <b>142</b>     | <b>140</b>     | <b>123</b>     | <b>98</b>      | <b>84</b>      | <b>93</b>      | <b>82</b>      | <b>75</b>      | <b>77</b>      | <b>73</b>      | <b>76</b>      | <b>72</b>      |
| Del County Christian Upper (6-12)      | 142            | 127            | 137            | 133            | 131            | 116            | 88             | 71             | 80             | 68             | 61             | 59             | 52             | 56             | 56             |
| Del Valley Friends (8-12)              | 11             | 12             | 11             | 9              | 9              | 7              | 10             | 13             | 13             | 14             | 14             | 18             | 21             | 20             | 16             |
| <b>CHARTER</b>                         | <b>424</b>     | <b>496</b>     | <b>538</b>     | <b>536</b>     | <b>570</b>     | <b>610</b>     | <b>656</b>     | <b>670</b>     | <b>706</b>     | <b>717</b>     | <b>678</b>     | <b>615</b>     | <b>510</b>     | <b>482</b>     | <b>473</b>     |
| 21st Century                           | 14             | 14             | 14             | 15             | 14             | 13             | 9              | 12             | 11             | 6              | 7              | 11             | 15             | 14             | 12             |
| Achievement House                      | -              | 2              | 1              | 1              | 2              | 1              | -              | -              | 1              | 1              | -              | 2              | 1              | 1              | 3              |
| Agora Cyber                            | -              | 3              | 7              | 2              | 6              | 10             | 12             | 10             | 4              | 4              | 3              | 8              | 7              | 6              | 8              |
| Avon Grove                             | -              | 1              | 3              | 2              | 1              | -              | 1              | 1              | 1              | 1              | 3              | 4              | 2              | 1              | 1              |
| CC Family Academy (K-3)                | 31             | 31             | 29             | 36             | 30             | 26             | 33             | 50             | 54             | 96             | 77             | 59             | 47             | 43             | 21             |
| Chester Community Charter              | -              | -              | 1              | -              | -              | -              | -              | -              | -              | -              | -              | -              | -              | -              | -              |
| Collegium Charter                      | 305            | 319            | 347            | 359            | 380            | 405            | 444            | 437            | 479            | 473            | 479            | 407            | 318            | 276            | 263            |
| Commonwealth Connections               | 9              | 9              | 11             | 6              | 10             | 10             | 13             | 14             | 12             | 20             | 14             | 7              | 16             | 17             | 24             |
| Education Plus                         | -              | -              | -              | -              | -              | -              | -              | -              | -              | 7              | closed         | -              | -              | -              | -              |
| Graystone Academy Charter (K-12)       | 2              | 4              | -              | 6              | 9              | 6              | 3              | -              | closed         | -              | -              | -              | -              | -              | -              |
| Insight PA Cyber Charter               | -              | -              | -              | -              | -              | -              | -              | -              | -              | -              | -              | -              | 1              | 2              | 4              |
| Pa. Leadership                         | 12             | 51             | 56             | 56             | 64             | 87             | 106            | 112            | 110            | 87             | 77             | 106            | 91             | 105            | 120            |
| Pa. Distance Learning Center           | -              | -              | 1              | -              | -              | -              | 1              | 1              | 1              | 1              | -              | -              | 2              | 2              | -              |
| Pa. Cyber School                       | 12             | 14             | 12             | 14             | 16             | 18             | 16             | 15             | 15             | 7              | 5              | 1              | 2              | 2              | 1              |
| Pa. Virtual                            | 26             | 26             | 33             | 23             | 15             | 18             | 11             | 9              | 9              | 7              | 11             | 2              | 1              | 3              | 9              |
| PDLCS Charter                          | -              | -              | 1              | -              | -              | -              | -              | -              | -              | -              | -              | -              | -              | -              | -              |
| Reach Cyber                            | -              | -              | -              | -              | -              | -              | -              | -              | -              | -              | -              | 3              | 4              | 7              | 4              |
| Renaissance Acad Charter (k-12)        | 8              | 11             | 11             | 6              | 9              | 10             | 5              | 5              | 6              | 5              | 2              | 3              | 3              | 3              | 3              |
| Sankofa Charter (5-12)                 | 5              | 11             | 11             | 10             | 14             | 6              | 2              | 3              | closed         | -              | -              | -              | -              | -              | -              |
| Souderton Charter School Collaboration | -              | -              | -              | -              | -              | -              | -              | 1              | 3              | 2              | -              | 2              | -              | -              | -              |
| <b>SPECIAL EDUCATION</b>               | <b>59</b>      | <b>58</b>      | <b>54</b>      | <b>57</b>      | <b>49</b>      | <b>48</b>      | <b>55</b>      | <b>56</b>      | <b>36</b>      | <b>50</b>      | <b>67</b>      | <b>62</b>      | <b>63</b>      | <b>60</b>      | <b>54</b>      |
| Baby Reach                             | -              | -              | -              | -              | -              | -              | -              | -              | -              | -              | -              | -              | -              | -              | -              |
| Brians House                           | -              | -              | -              | -              | -              | -              | -              | 1              | -              | -              | -              | -              | -              | -              | -              |
| Buxmont Acad                           | -              | -              | -              | 1              | 2              | 5              | 7              | 2              | -              | -              | -              | -              | -              | -              | -              |
| Camp Hill Special School               | -              | 1              | 1              | 1              | 1              | -              | 1              | 2              | 2              | 4              | 4              | 2              | 4              | 3              | 5              |
| Chester Co High School                 | 11             | 9              | 6              | 8              | closed         | -              | -              | -              | -              | -              | -              | -              | -              | -              | -              |
| Creative Health Services (K-12)        | 1              | -              | -              | -              | -              | -              | -              | -              | -              | -              | -              | -              | -              | -              | -              |
| Crefeld School                         | -              | -              | 1              | 1              | -              | -              | -              | -              | -              | -              | -              | -              | -              | -              | -              |
| Child Guidance Resource Center (K-12)  | 1              | 1              | 1              | 1              | 1              | -              | -              | -              | -              | -              | -              | -              | -              | -              | -              |
| Devereux Boot Rd (K-12)                | 2              | -              | -              | 2              | 1              | 1              | -              | 1              | 2              | 1              | 1              | 1              | 1              | 1              | -              |
| Devereux Brandywine                    | -              | -              | -              | -              | -              | -              | 1              | 1              | -              | 2              | 2              | 1              | 1              | 2              | 1              |
| Devereux Cares - Milltown (K-12)       | 3              | 4              | 3              | 3              | 3              | 3              | 1              | -              | closed         | -              | -              | -              | -              | -              | -              |
| Devereux Cares - Devon (K-12)          | -              | -              | -              | -              | -              | -              | 1              | 1              | -              | -              | -              | -              | -              | -              | -              |
| Devereux Day Milltown                  | -              | -              | 2              | -              | closed         | -              | -              | -              | -              | -              | -              | -              | -              | -              | -              |
| Devereux Day Phoenixville              | -              | -              | -              | -              | -              | -              | -              | -              | -              | 1              | -              | -              | -              | -              | -              |
| Devereux Kanner (K-12)                 | 2              | 2              | 2              | 3              | 2              | 2              | -              | -              | 1              | 1              | -              | 8              | 5              | 5              | 3              |
| Devereux Mapleton (K-12)               | -              | -              | -              | -              | 2              | -              | -              | 1              | 1              | 1              | 1              | 1              | 2              | 2              | 2              |
| Don Guanella School (K-12)             | 1              | -              | -              | -              | -              | -              | -              | -              | -              | -              | -              | -              | -              | -              | -              |

## WCASD Share of Total Student Population Analysis

|                                 | <u>2006-07</u> | <u>2007-08</u> | <u>2008-09</u> | <u>2009-10</u> | <u>2010-11</u> | <u>2011-12</u> | <u>2012-13</u> | <u>2013-14</u> | <u>2014-15</u> | <u>2015-16</u> | <u>2016-17</u> | <u>2017-18</u> | <u>2018-19</u> | <u>2019-20</u> | <u>2020-21</u> |
|---------------------------------|----------------|----------------|----------------|----------------|----------------|----------------|----------------|----------------|----------------|----------------|----------------|----------------|----------------|----------------|----------------|
| Elwyn Alternative Program (K-6) | 2              | 1              | -              | -              | -              | -              | -              | -              | -              | -              | -              | -              | -              | -              | -              |
| Elwyn Connections (6-12)        | 1              | 2              | 2              | 1              | 1              | 1              | 1              | -              | 1              | -              | 1              | 1              | 1              | 1              | -              |
| Elwyn Davidson Program (K-12)   | 3              | 5              | 6              | 7              | 5              | 7              | 7              | 3              | 2              | 2              | -              | 1              | 2              | 2              | 2              |
| George Crothers                 | -              | -              | -              | 1              | 2              | 2              | 1              | 2              | 1              | 3              | 3              | 2              | -              | -              | -              |
| Great Valley MDS                | -              | -              | -              | -              | -              | -              | 1              | 2              | 1              | -              | -              | -              | -              | -              | -              |
| Green Valley                    | -              | -              | -              | 1              | -              | -              | -              | 2              | -              | -              | -              | -              | -              | -              | -              |
| HMS                             | -              | -              | -              | 1              | 2              | 2              | 1              | 1              | 1              | 2              | 2              | 1              | 1              | 1              | -              |
| Insight Partial Program (K-5)   | 1              | -              | 2              | 2              | 1              | 2              | 1              | 2              | closed         | -              | -              | -              | -              | -              | -              |
| K.D Markley                     | -              | -              | -              | -              | 2              | 1              | -              | -              | -              | -              | -              | -              | -              | -              | -              |
| Lindamood Bell                  | -              | -              | -              | -              | -              | -              | -              | 2              | -              | -              | -              | -              | -              | -              | -              |
| Magnolia School                 | -              | -              | -              | -              | closed         | -              | -              | -              | -              | -              | -              | -              | -              | -              | -              |
| Main Line Academy               | -              | -              | -              | -              | -              | -              | -              | -              | -              | -              | -              | -              | -              | -              | -              |
| Martin Luther School (1-12)     | -              | -              | -              | -              | -              | -              | -              | -              | -              | -              | -              | -              | 1              | -              | -              |
| Milagre Kids                    | -              | -              | -              | 1              | 1              | 1              | 1              | 2              | 2              | 3              | 3              | 3              | 3              | 3              | 2              |
| Mill Creek School               | -              | -              | -              | -              | -              | -              | -              | 1              | 1              | 1              | -              | -              | -              | -              | -              |
| Overbrook School/Blind (K-12)   | 4              | 2              | 3              | 2              | 2              | 1              | 1              | 1              | -              | 1              | 1              | 2              | 2              | 2              | 2              |
| PAALS                           | -              | -              | -              | -              | -              | -              | -              | -              | 1              | 1              | 1              | 1              | -              | 1              | 1              |
| Pa School for the Deaf          | -              | -              | -              | -              | 2              | -              | 2              | 2              | -              | 1              | 1              | 1              | 1              | 1              | 1              |
| Pathway (K-12)                  | 1              | 1              | -              | -              | 1              | 2              | 1              | -              | -              | -              | 4              | 4              | 6              | 5              | 5              |
| Pennington School               | -              | 1              | 1              | -              | -              | -              | -              | -              | -              | -              | -              | -              | -              | -              | -              |
| Penn London Elem (K-5)          | 2              | -              | -              | -              | -              | -              | -              | -              | -              | -              | -              | -              | -              | -              | -              |
| Project Search                  | -              | -              | -              | -              | -              | -              | -              | -              | 4              | 2              | 3              | 3              | 1              | 1              | 1              |
| Scranton School/Deaf (9-12)     | 2              | 2              | 1              | 1              | -              | -              | -              | -              | -              | -              | -              | -              | -              | -              | -              |
| South Elementary                | -              | 1              | -              | -              | -              | -              | -              | -              | -              | -              | -              | -              | -              | -              | -              |
| Strath Haven                    | 2              | 1              | 1              | 1              | -              | -              | -              | -              | -              | -              | 1              | 1              | 1              | 1              | 1              |
| Talk Institute                  | -              | -              | -              | -              | 1              | 2              | 3              | 4              | 4              | 4              | 5              | 5              | 4              | 3              | 3              |
| The Melmark School (9-12)       | -              | -              | 1              | -              | 1              | 1              | 2              | 2              | 1              | 1              | 2              | 2              | 1              | -              | -              |
| Timothy School (K-12)           | 3              | 4              | 3              | 3              | 3              | 2              | 2              | 2              | 2              | 2              | 3              | 2              | 2              | 2              | 2              |
| Transitional Learning Program   | -              | -              | -              | -              | -              | -              | 7              | 8              | -              | 6              | 8              | 4              | 6              | 6              | 6              |
| Transitional Work Program       | -              | -              | -              | -              | -              | -              | -              | -              | -              | -              | 8              | -              | 2              | 2              | 3              |
| Unionville MDS                  | -              | 2              | 2              | 3              | 1              | 1              | 1              | -              | -              | -              | -              | -              | -              | -              | -              |
| Vanguard School (K-12)          | 15             | 19             | 16             | 13             | 12             | 12             | 12             | 11             | 9              | 11             | 13             | 16             | 16             | 15             | 13             |
| Western PA School/Deaf (9-12)   | 1              | -              | -              | -              | -              | -              | -              | -              | -              | -              | -              | -              | -              | -              | -              |
| White Clay Learning Center      | -              | -              | -              | -              | -              | -              | -              | -              | -              | -              | -              | -              | -              | 1              | 1              |
| Wordsworth Academy (K-12)       | 1              | -              | -              | -              | -              | -              | -              | -              | -              | -              | -              | -              | -              | -              | -              |
| <b>CHESTER COUNTY IU</b>        | <b>72</b>      | <b>68</b>      | <b>78</b>      | <b>97</b>      | <b>77</b>      | <b>97</b>      | <b>84</b>      | <b>125</b>     | <b>106</b>     | <b>94</b>      | <b>107</b>     | <b>136</b>     | <b>146</b>     | <b>129</b>     | <b>131</b>     |
| Aspire                          | -              | -              | -              | -              | -              | -              | -              | -              | 1              | 1              | 8              | 3              | 3              | -              | 1              |
| CCIU Learning Center            | -              | -              | -              | -              | -              | -              | -              | -              | -              | -              | -              | 17             | 17             | 10             | 16             |
| Child Development Center (K-12) | 56             | 45             | 46             | 60             | 54             | 66             | 52             | 35             | 32             | 27             | 29             | 22             | 25             | 19             | 20             |
| TCHS Brandywine (9-12)          | 8              | 14             | 15             | 19             | 7              | 11             | 4              | 5              | 7              | 18             | 9              | 29             | 30             | 22             | 13             |
| TCSH Pennock's Bridge           | -              | -              | -              | -              | -              | -              | -              | -              | -              | -              | 1              | 2              | 2              | 2              | -              |
| TCHS Pickering (9-12)           | 8              | 9              | 17             | 18             | 16             | 20             | 28             | 20             | 16             | 15             | 24             | 20             | 22             | 23             | 16             |
| PSE programs                    | -              | -              | -              | -              | -              | -              | -              | 65             | 50             | 33             | 36             | 43             | 47             | 53             | 65             |

## WCASD Share of Total Student Population Analysis

|                                        | <u>2006-07</u> | <u>2007-08</u> | <u>2008-09</u> | <u>2009-10</u> | <u>2010-11</u> | <u>2011-12</u> | <u>2012-13</u> | <u>2013-14</u> | <u>2014-15</u> | <u>2015-16</u> | <u>2016-17</u> | <u>2017-18</u> | <u>2018-19</u> | <u>2019-20</u> | <u>2020-21</u> |
|----------------------------------------|----------------|----------------|----------------|----------------|----------------|----------------|----------------|----------------|----------------|----------------|----------------|----------------|----------------|----------------|----------------|
| <b>ALTERNATIVE SCHOOLS</b>             | <b>53</b>      | <b>48</b>      | <b>62</b>      | <b>63</b>      | <b>41</b>      | <b>39</b>      | <b>59</b>      | <b>62</b>      | <b>63</b>      | <b>35</b>      | <b>58</b>      | <b>31</b>      | <b>39</b>      | <b>22</b>      | <b>13</b>      |
| Case/Reach/Steps(6-12)                 | 38             | 24             | 26             | 28             | -              | 3              | 10             | 11             | 1              | -              | 11             | closed         | -              | -              | -              |
| CHAAMP                                 | -              | -              | -              | -              | -              | -              | -              | 1              | -              | -              | 2              | 3              | 2              | 2              | -              |
| Changes (6-12)                         | -              | -              | 4              | -              | 5              | 6              | 4              | 3              | 6              | 2              | -              | 4              | 1              | 1              | 2              |
| Career Acad                            | -              | -              | -              | -              | -              | -              | -              | 11             | 10             | -              | 6              | closed         | -              | -              | -              |
| Trans Ed Acad/APT Acad (2016-17)       | -              | -              | -              | -              | 5              | 7              | 11             | 9              | 29             | 23             | 31             | 24             | 32             | 19             | 11             |
| Chester Co Middle College H.S.         | -              | 5              | 5              | 7              | 6              | 2              | -              | -              | closed         | -              | -              | -              | -              | -              | -              |
| Choices (6-12)                         | 1              | 3              | 5              | 9              | -              | -              | -              | -              | closed         | -              | -              | -              | -              | -              | -              |
| Gateway(combined with TCHS Brandywine) | -              | -              | -              | -              | -              | -              | 12             | 12             | 15             | 10             | 8              | -              | -              | -              | -              |
| Glen Mills Day School (6-12)           | 7              | 10             | 16             | 13             | 21             | 14             | 10             | 1              | 2              | -              | -              | -              | 4              | -              | -              |
| Horizons                               | -              | -              | -              | -              | -              | -              | -              | -              | -              | -              | -              | closed         | -              | -              | -              |
| Impact (6-12)                          | 5              | 6              | 6              | 6              | 4              | 7              | 12             | 14             | closed         | -              | -              | -              | -              | -              | -              |
| New Life (7-12)                        | 2              | -              | -              | -              | -              | -              | -              | -              | -              | -              | -              | closed         | -              | -              | -              |
|                                        |                |                |                |                |                |                |                |                |                |                |                |                |                |                |                |
| <b>HOME SCHOOLED</b>                   | <b>175</b>     | <b>176</b>     | <b>188</b>     | <b>165</b>     | <b>165</b>     | <b>165</b>     | <b>176</b>     | <b>168</b>     | <b>150</b>     | <b>163</b>     | <b>173</b>     | <b>168</b>     | <b>166</b>     | <b>166</b>     | <b>287</b>     |
|                                        |                |                |                |                |                |                |                |                |                |                |                |                |                |                |                |

## WCASD Share of Total Student Population Analysis

|                                  | 2006-07 | 2007-08 | 2008-09 | 2009-10 | 2010-11 | 2011-12 | 2012-13 | 2013-14 | 2014-15 | 2015-16 | 2016-17 | 2017-18 | 2018-19 | 2019-20 | 2020-21 |
|----------------------------------|---------|---------|---------|---------|---------|---------|---------|---------|---------|---------|---------|---------|---------|---------|---------|
| <b>Total Out-of-District</b>     | 5,041   | 4,940   | 4,943   | 4,763   | 4,358   | 4,334   | 4,322   | 4,073   | 4,034   | 4,164   | 3,978   | 3,722   | 3,484   | 3,347   | 3,402   |
| <b>% of Total</b>                | 30.0%   | 29.7%   | 29.7%   | 28.7%   | 26.9%   | 26.8%   | 27.0%   | 25.9%   | 25.8%   | 26.6%   | 25.6%   | 23.8%   | 22.6%   | 21.7%   | 22.1%   |
| <b>Total In-District</b>         | 11,789  | 11,667  | 11,684  | 11,810  | 11,825  | 11,822  | 11,687  | 11,666  | 11,624  | 11,483  | 11,589  | 11,928  | 11,963  | 12,078  | 11,968  |
| <b>% of Total</b>                | 70.0%   | 70.3%   | 70.3%   | 71.3%   | 73.1%   | 73.2%   | 73.0%   | 74.1%   | 74.2%   | 73.4%   | 74.4%   | 76.2%   | 77.4%   | 78.3%   | 77.9%   |
| <b>Total Students</b>            | 16,830  | 16,607  | 16,627  | 16,573  | 16,183  | 16,156  | 16,009  | 15,739  | 15,658  | 15,647  | 15,567  | 15,650  | 15,447  | 15,425  | 15,370  |
| <b>Share Change Year-to-Year</b> | 0.63%   | 0.29%   | 0.03%   | 1.41%   | 2.54%   | 0.14%   | -0.23%  | 1.53%   | 0.16%   | -1.14%  | 1.44%   | 2.38%   | 1.61%   | 1.11%   | -0.56%  |
| <b>WCASD</b>                     | 11,789  | 11,667  | 11,684  | 11,810  | 11,825  | 11,822  | 11,687  | 11,666  | 11,624  | 11,483  | 11,589  | 11,928  | 11,963  | 12,078  | 11,968  |
| <b>Elementary</b>                | 5,121   | 4,971   | 4,961   | 5,024   | 5,036   | 5,085   | 5,069   | 5,078   | 5,026   | 4,943   | 5,027   | 5,340   | 5,352   | 5,388   | 5,225   |
| <b>% of Total Elementary</b>     | 58.2%   | 57.6%   | 57.6%   | 59.1%   | 60.8%   | 61.1%   | 61.2%   | 62.8%   | 62.6%   | 61.4%   | 63.3%   | 66.7%   | 68.6%   | 69.4%   | 67.9%   |
| <b>Secondary</b>                 | 6,668   | 6,696   | 6,723   | 6,786   | 6,789   | 6,737   | 6,618   | 6,588   | 6,598   | 6,540   | 6,562   | 6,588   | 6,611   | 6,690   | 6,743   |
| <b>% of Total Secondary</b>      | 83.1%   | 83.9%   | 83.9%   | 84.0%   | 86.0%   | 86.0%   | 85.7%   | 86.1%   | 86.5%   | 86.0%   | 86.1%   | 86.2%   | 86.5%   | 87.3%   | 87.9%   |
| <b>Out-Of-District</b>           | 5,041   | 4,940   | 4,943   | 4,763   | 4,358   | 4,334   | 4,322   | 4,073   | 4,034   | 4,164   | 3,978   | 3,722   | 3,484   | 3,347   | 3,402   |
| <b>Elementary</b>                | 3,683   | 3,657   | 3,654   | 3,473   | 3,253   | 3,233   | 3,216   | 3,005   | 3,007   | 3,103   | 2,918   | 2,670   | 2,455   | 2,372   | 2,475   |
| <b>Private</b>                   | 186     | 160     | 185     | 196     | 171     | 185     | 188     | 181     | 227     | 229     | 193     | 193     | 201     | 205     | 209     |
| <b>% of Total</b>                | 1.1%    | 1.0%    | 1.1%    | 1.2%    | 1.1%    | 1.1%    | 1.2%    | 1.2%    | 1.4%    | 1.5%    | 1.2%    | 1.2%    | 1.3%    | 1.3%    | 1.4%    |
| <b>Religious - Catholic</b>      | 2,391   | 2,321   | 2,241   | 2,125   | 1,973   | 1,850   | 1,805   | 1,682   | 1,618   | 1,615   | 1,476   | 1,329   | 1,226   | 1,158   | 1,135   |
| <b>% of Total</b>                | 14.2%   | 14.0%   | 13.5%   | 12.8%   | 12.2%   | 11.5%   | 11.3%   | 10.7%   | 10.3%   | 10.3%   | 9.5%    | 8.5%    | 7.9%    | 7.5%    | 7.4%    |
| <b>Religious - Other</b>         | 448     | 446     | 448     | 394     | 325     | 375     | 336     | 248     | 270     | 329     | 331     | 303     | 289     | 301     | 317     |
| <b>% of Total</b>                | 2.7%    | 2.7%    | 2.7%    | 2.4%    | 2.0%    | 2.3%    | 2.1%    | 1.6%    | 1.7%    | 2.1%    | 2.1%    | 1.9%    | 1.9%    | 2.0%    | 2.1%    |
| <b>Charter</b>                   | 424     | 496     | 538     | 536     | 570     | 610     | 656     | 670     | 706     | 717     | 678     | 615     | 510     | 482     | 473     |
| <b>% of Total</b>                | 2.5%    | 3.0%    | 3.2%    | 3.2%    | 3.5%    | 3.8%    | 4.1%    | 4.3%    | 4.5%    | 4.6%    | 4.4%    | 3.9%    | 3.3%    | 3.1%    | 3.1%    |
| <b>Special Education</b>         | 59      | 58      | 54      | 57      | 49      | 48      | 55      | 56      | 36      | 50      | 67      | 62      | 63      | 60      | 54      |
| <b>% of Total</b>                | 0.4%    | 0.3%    | 0.3%    | 0.3%    | 0.3%    | 0.3%    | 0.3%    | 0.4%    | 0.2%    | 0.3%    | 0.4%    | 0.4%    | 0.4%    | 0.4%    | 0.4%    |
| <b>CCIU</b>                      | -       | -       | -       | -       | -       | -       | -       | -       | -       | -       | -       | -       | -       | -       | -       |
| <b>% of Total</b>                | 0.0%    | 0.0%    | 0.0%    | 0.0%    | 0.0%    | 0.0%    | 0.0%    | 0.0%    | 0.0%    | 0.0%    | 0.0%    | 0.0%    | 0.0%    | 0.0%    | 0.0%    |
| <b>Alternative</b>               | -       | -       | -       | -       | -       | -       | -       | -       | -       | -       | -       | -       | -       | -       | -       |
| <b>% of Total</b>                | 0.0%    | 0.0%    | 0.0%    | 0.0%    | 0.0%    | 0.0%    | 0.0%    | 0.0%    | 0.0%    | 0.0%    | 0.0%    | 0.0%    | 0.0%    | 0.0%    | 0.0%    |
| <b>Home School</b>               | 175     | 176     | 188     | 165     | 165     | 165     | 176     | 168     | 150     | 163     | 173     | 168     | 166     | 166     | 287     |
| <b>% of Total</b>                | 1.0%    | 1.1%    | 1.1%    | 1.0%    | 1.0%    | 1.0%    | 1.1%    | 1.1%    | 1.0%    | 1.0%    | 1.1%    | 1.1%    | 1.1%    | 1.1%    | 1.9%    |

## WCASD Share of Total Student Population Analysis

|                                     | 2006-07       | 2007-08       | 2008-09       | 2009-10       | 2010-11       | 2011-12       | 2012-13       | 2013-14       | 2014-15       | 2015-16       | 2016-17       | 2017-18       | 2018-19       | 2019-20       | 2020-21       |
|-------------------------------------|---------------|---------------|---------------|---------------|---------------|---------------|---------------|---------------|---------------|---------------|---------------|---------------|---------------|---------------|---------------|
| <b>Secondary</b>                    | 1,358         | 1,283         | 1,289         | 1,290         | 1,105         | 1,101         | 1,106         | 1,068         | 1,027         | 1,061         | 1,060         | 1,052         | 1,029         | 975           | 927           |
| Private                             | 66            | 58            | 54            | 49            | 33            | 39            | 46            | 35            | 40            | 38            | 36            | 40            | 44            | 48            | 48            |
| <b>% of Total</b>                   | 0.4%          | 0.3%          | 0.3%          | 0.3%          | 0.2%          | 0.2%          | 0.3%          | 0.2%          | 0.3%          | 0.2%          | 0.2%          | 0.3%          | 0.3%          | 0.3%          | 0.3%          |
| Religious - Catholic                | 1,014         | 970           | 947           | 939           | 814           | 803           | 819           | 762           | 725           | 812           | 784           | 768           | 727           | 700           | 663           |
| <b>% of Total</b>                   | 6.0%          | 5.8%          | 5.7%          | 5.7%          | 5.0%          | 5.0%          | 5.1%          | 4.8%          | 4.6%          | 5.2%          | 5.0%          | 4.9%          | 4.7%          | 4.5%          | 4.3%          |
| Religious - Other                   | 153           | 139           | 148           | 142           | 140           | 123           | 98            | 84            | 93            | 82            | 75            | 77            | 73            | 76            | 72            |
| <b>% of Total</b>                   | 0.9%          | 0.8%          | 0.9%          | 0.9%          | 0.9%          | 0.8%          | 0.6%          | 0.5%          | 0.6%          | 0.5%          | 0.5%          | 0.5%          | 0.5%          | 0.5%          | 0.5%          |
| Charter                             | -             | -             | -             | -             | -             | -             | -             | -             | -             | -             | -             | -             | -             | -             | -             |
| <b>% of Total</b>                   | 0.0%          | 0.0%          | 0.0%          | 0.0%          | 0.0%          | 0.0%          | 0.0%          | 0.0%          | 0.0%          | 0.0%          | 0.0%          | 0.0%          | 0.0%          | 0.0%          | 0.0%          |
| Special Education                   | -             | -             | -             | -             | -             | -             | -             | -             | -             | -             | -             | -             | -             | -             | -             |
| <b>% of Total</b>                   | 0.0%          | 0.0%          | 0.0%          | 0.0%          | 0.0%          | 0.0%          | 0.0%          | 0.0%          | 0.0%          | 0.0%          | 0.0%          | 0.0%          | 0.0%          | 0.0%          | 0.0%          |
| CCIU                                | 72            | 68            | 78            | 97            | 77            | 97            | 84            | 125           | 106           | 94            | 107           | 136           | 146           | 129           | 131           |
| <b>% of Total</b>                   | 0.4%          | 0.4%          | 0.5%          | 0.6%          | 0.5%          | 0.6%          | 0.5%          | 0.8%          | 0.7%          | 0.6%          | 0.7%          | 0.9%          | 0.9%          | 0.8%          | 0.9%          |
| Alternative                         | 53            | 48            | 62            | 63            | 41            | 39            | 59            | 62            | 63            | 35            | 58            | 31            | 39            | 22            | 13            |
| <b>% of Total</b>                   | 0.3%          | 0.3%          | 0.4%          | 0.4%          | 0.3%          | 0.2%          | 0.4%          | 0.4%          | 0.4%          | 0.2%          | 0.4%          | 0.2%          | 0.3%          | 0.1%          | 0.1%          |
| Home School                         | -             | -             | -             | -             | -             | -             | -             | -             | -             | -             | -             | -             | -             | -             | -             |
| <b>% of Total</b>                   | 0.0%          | 0.0%          | 0.0%          | 0.0%          | 0.0%          | 0.0%          | 0.0%          | 0.0%          | 0.0%          | 0.0%          | 0.0%          | 0.0%          | 0.0%          | 0.0%          | 0.0%          |
| <b>TOTAL NO. STUDENTS</b>           | <b>16,830</b> | <b>16,607</b> | <b>16,627</b> | <b>16,573</b> | <b>16,183</b> | <b>16,156</b> | <b>16,009</b> | <b>15,739</b> | <b>15,658</b> | <b>15,647</b> | <b>15,567</b> | <b>15,650</b> | <b>15,447</b> | <b>15,425</b> | <b>15,370</b> |
| Elementary                          | 8,804         | 8,628         | 8,615         | 8,497         | 8,289         | 8,318         | 8,285         | 8,083         | 8,033         | 8,046         | 7,945         | 8,010         | 7,807         | 7,760         | 7,700         |
| Secondary                           | 8,026         | 7,979         | 8,012         | 8,076         | 7,894         | 7,838         | 7,724         | 7,656         | 7,625         | 7,601         | 7,622         | 7,640         | 7,640         | 7,665         | 7,670         |
| <b>TOTAL NO OF BIRTHS (AGE 5)</b>   | 1,264         | 1,236         | 1,191         | 1,248         | 1,234         | 1,150         | 1,155         | 1,123         | 1,177         | 1,035         | 1,049         | 1,001         | 1,032         | 990           | 1,065         |
| <b>TOTAL NO. STUDENTS</b>           | <b>16,830</b> | <b>16,607</b> | <b>16,627</b> | <b>16,573</b> | <b>16,183</b> | <b>16,156</b> | <b>16,009</b> | <b>15,739</b> | <b>15,658</b> | <b>15,647</b> | <b>15,567</b> | <b>15,650</b> | <b>15,447</b> | <b>15,425</b> | <b>15,370</b> |
| Elementary                          | 8,804         | 8,628         | 8,615         | 8,497         | 8,289         | 8,318         | 8,285         | 8,083         | 8,033         | 8,046         | 7,945         | 8,010         | 7,807         | 7,760         | 7,700         |
| Secondary                           | 8,026         | 7,979         | 8,012         | 8,076         | 7,894         | 7,838         | 7,724         | 7,656         | 7,625         | 7,601         | 7,622         | 7,640         | 7,640         | 7,665         | 7,670         |
| <b>Facility Breakdown</b>           |               |               |               |               |               |               |               |               |               |               |               |               |               |               |               |
| <b>% Public</b>                     | 70.0%         | 70.3%         | 70.3%         | 71.3%         | 73.1%         | 73.2%         | 73.0%         | 74.1%         | 74.2%         | 73.4%         | 74.4%         | 76.2%         | 77.4%         | 78.3%         | 77.9%         |
| <b>Schools Facilities Not WCASD</b> |               |               |               |               |               |               |               |               |               |               |               |               |               |               |               |
| % Private                           | 1.5%          | 1.3%          | 1.4%          | 1.5%          | 1.3%          | 1.4%          | 1.5%          | 1.4%          | 1.7%          | 1.7%          | 1.5%          | 1.5%          | 1.6%          | 1.6%          | 1.7%          |
| % Religious                         | 23.8%         | 23.3%         | 22.8%         | 21.7%         | 20.1%         | 19.5%         | 19.1%         | 17.6%         | 17.3%         | 18.1%         | 17.1%         | 15.8%         | 15.0%         | 14.5%         | 14.2%         |
| % Charter                           | 2.5%          | 3.0%          | 3.2%          | 3.2%          | 3.5%          | 3.8%          | 4.1%          | 4.3%          | 4.5%          | 4.6%          | 4.4%          | 3.9%          | 3.3%          | 3.1%          | 3.1%          |
| % Special Education                 | 0.4%          | 0.3%          | 0.3%          | 0.3%          | 0.3%          | 0.3%          | 0.3%          | 0.4%          | 0.2%          | 0.3%          | 0.4%          | 0.4%          | 0.4%          | 0.4%          | 0.4%          |
| % CCIU                              | 0.4%          | 0.4%          | 0.5%          | 0.6%          | 0.5%          | 0.6%          | 0.5%          | 0.8%          | 0.7%          | 0.6%          | 0.7%          | 0.9%          | 0.9%          | 0.8%          | 0.9%          |
| % Alternative                       | 0.3%          | 0.3%          | 0.4%          | 0.4%          | 0.3%          | 0.2%          | 0.4%          | 0.4%          | 0.4%          | 0.2%          | 0.4%          | 0.2%          | 0.3%          | 0.1%          | 0.1%          |
| % Home School                       | 1.0%          | 1.1%          | 1.1%          | 1.0%          | 1.0%          | 1.0%          | 1.1%          | 1.1%          | 1.0%          | 1.0%          | 1.1%          | 1.1%          | 1.1%          | 1.1%          | 1.9%          |
| <b>Total</b>                        | <b>100.0%</b> | <b>100.0%</b> | <b>100.0%</b> | <b>100.0%</b> | <b>100.0%</b> | <b>100.0%</b> | <b>100.0%</b> | <b>100.0%</b> | <b>100.0%</b> | <b>100.0%</b> | <b>100.0%</b> | <b>100.0%</b> | <b>100.0%</b> | <b>100.0%</b> | <b>100.0%</b> |



**WEST CHESTER AREA SCHOOL DISTRICT**  
**October 19, 2020**

**Superintendent’s Recommendation for the 2021-22 Building Budget Funding**

- **Total Building Budget Funding** (See Attachment A). The total 2021-22 building budget allocation is \$2,455,170 or \$47,687 less than the 2020-21 year. The amount is \$147,801 less than projected in the Budget Forecast Model.
- **Per Pupil Allocation (PPA)** Of the total building budget funding, the recommended per pupil budget allocation for the 2021-22 year is \$1,842,810 or \$47,687 (-2.52%) less than last year. This allocation is based on a factor of \$134.20, which is same factor amount as the prior year. School enrollments are projected to decrease by 67 (-0.56%) for the 2021-22 school year. Weighting factors were kept consistent with the prior year for elementary and secondary schools.
- **Activity Budgets for the Secondary Schools** The total building budget funding includes a separate budget for fixed activity expenses (athletics) in the amount of \$612,360.

See the history of fixed activity expenses below:

| YEAR    | MIDDLE    | HIGH       | Rustin Gate        | TOTAL      | ANNUAL  | CUMULATIVE | CPI % | CUMULATIVE |
|---------|-----------|------------|--------------------|------------|---------|------------|-------|------------|
|         |           |            | Receipt Supplement |            | % INCR. | % INCR.    | INCR. | % INCR.    |
| 2001-02 | \$ 32,000 | \$ 110,000 | \$ -               | \$ 316,000 | 0.0%    | 10.7%      | 2.5%  | 18.0%      |
| 2002-03 | \$ 34,500 | \$ 112,000 | \$ -               | \$ 327,500 | 3.6%    | 14.3%      | 3.3%  | 21.3%      |
| 2003-04 | \$ 34,500 | \$ 112,000 | \$ -               | \$ 327,500 | 0.0%    | 14.3%      | 2.1%  | 23.4%      |
| 2004-05 | \$ 34,500 | \$ 122,000 | \$ -               | \$ 347,500 | 6.1%    | 20.4%      | 1.8%  | 25.2%      |
| 2005-06 | \$ 37,500 | \$ 122,000 | \$ -               | \$ 356,500 | 2.6%    | 23.0%      | 4.4%  | 29.6%      |
| 2006-07 | \$ 39,000 | \$ 128,000 | \$ 25,000          | \$ 526,000 | 4.6% *  | 27.6%      | 3.4%  | 33.0%      |
| 2007-08 | \$ 41,000 | \$ 155,000 | \$ 10,000          | \$ 588,000 | 11.8%   | 39.4%      | 4.4%  | 37.4%      |
| 2008-09 | \$ 41,000 | \$ 155,000 | \$ 10,000          | \$ 588,000 | 0.0%    | 39.4%      | 1.6%  | 39.0%      |
| 2009-10 | \$ 41,000 | \$ 155,000 | \$ 10,000          | \$ 588,000 | 0.0%    | 39.4%      | 5.2%  | 44.2%      |
| 2010-11 | \$ 39,770 | \$ 145,350 | \$ 10,000          | \$ 555,360 | -5.6%   | 33.9%      | -2.0% | 42.2%      |
| 2011-12 | \$ 39,770 | \$ 145,350 | \$ 10,000          | \$ 555,360 | 0.0%    | 33.9%      | 1.9%  | 44.1%      |
| 2012-13 | \$ 39,770 | \$ 145,350 | \$ 10,000          | \$ 555,360 | 0.0%    | 33.9%      | 2.8%  | 46.9%      |
| 2013-14 | \$ 39,770 | \$ 145,350 | \$ -               | \$ 555,360 | 0.0%    | 33.9%      | 1.3%  | 48.2%      |
| 2014-15 | \$ 39,770 | \$ 146,850 | \$ -               | \$ 559,860 | 0.8%    | 34.7%      | 1.5%  | 49.7%      |
| 2015-16 | \$ 39,770 | \$ 146,850 | \$ -               | \$ 559,860 | 0.0%    | 34.7%      | 1.8%  | 51.5%      |
| 2016-17 | \$ 39,770 | \$ 146,850 | \$ -               | \$ 559,860 | 0.0%    | 34.7%      | 0.2%  | 51.7%      |
| 2017-18 | \$ 39,770 | \$ 154,350 | \$ -               | \$ 582,360 | 4.0%    | 38.7%      | 0.1%  | 51.8%      |
| 2018-19 | \$ 39,770 | \$ 154,350 | \$ -               | \$ 582,360 | 0.0%    | 38.7%      | 0.7%  | 52.5%      |
| 2019-20 | \$ 39,770 | \$ 154,350 | \$ -               | \$ 582,360 | 0.0%    | 38.7%      | 1.9%  | 54.4%      |
| 2020-21 | \$ 49,770 | \$ 154,350 | \$ -               | \$ 612,360 | 5.2%    | 43.9%      | 2.1%  | 56.5%      |
| 2021-22 | \$ 49,770 | \$ 154,350 | \$ -               | \$ 612,360 | 0.0%    | 43.9%      | 0.1%  | 56.6%      |

- **History of PPA Factor and Analysis of 2020-21 Recommended Funding**

Below is a 10-year history of the PPA factor and CPI:

| <u>YEAR</u> | <u>Kinderg.</u> | <u>Elem.</u> | <u>Middle</u> | <u>High</u> | <u>Sp. Ed.</u> | <u>PPA</u> | <u>% INCR.</u> | <u>CPI INCR.</u> | <u>TOTAL PPA</u> |
|-------------|-----------------|--------------|---------------|-------------|----------------|------------|----------------|------------------|------------------|
| 2011-12     | 0.5             | 1.0          | 1.21          | 1.37        | Regular        | \$ 143.10  | 0.8%           | 1.9%             | \$ 2,503,413     |
| 2012-13     | 0.5             | 1.0          | 1.19          | 1.43        | Regular        | \$ 134.20  | -6.2%          | 2.8%             | \$ 2,395,106     |
| 2013-14     | 0.5             | 1.0          | 1.16          | 1.41        | Regular        | \$ 134.20  | 0.0%           | 1.3%             | \$ 2,348,870     |
| 2014-15     | 0.5             | 1.0          | 1.16          | 1.41        | Regular        | \$ 134.20  | 0.0%           | 1.5%             | \$ 2,648,676     |
| 2015-16     | 0.5             | 1.0          | 1.16          | 1.41        | Regular        | \$ 134.20  | 0.0%           | 1.8%             | \$ 2,340,038     |
| 2016-17     | 0.5             | 1.0          | 1.16          | 1.41        | Regular        | \$ 134.20  | 0.0%           | 0.2%             | \$ 2,318,645     |
| 2017-18     | 1.0             | 1.0          | 1.08          | 1.41        | Regular        | \$ 134.20  | 0.0%           | 0.1%             | \$ 2,385,026     |
| 2018-19     | 1.0             | 1.0          | 1.12          | 1.41        | Regular        | \$ 134.20  | 0.0%           | 0.7%             | \$ 2,464,536     |
| 2019-20     | 1.0             | 1.0          | 1.08          | 1.41        | Regular        | \$ 134.20  | 0.0%           | 1.9%             | \$ 2,438,771     |
| 2020-21     | 1.0             | 1.0          | 1.06          | 1.43        | Regular        | \$ 134.20  | 0.0%           | 2.1%             | \$ 2,502,857     |
| 2021-22     | 1.0             | 1.0          | 1.06          | 1.43        | Regular        | \$ 134.20  | 0.0%           | 0.1%             | \$ 2,455,170     |

### CPI Cost Changes for Major Expenses

Using prior year spending levels including reductions in spending to help with budget deficits, the recommended PPA spending factor is \$134.20 per pupil, which is the same as the 2020-21 allocation. Weighting factors are also recommended to stay consistent with prior year factors for elementary and secondary schools.

Price increases were analyzed over a 24 month period – from 2018 to 2020. The largest inflationary increase to building expenses is for copier leases which represent 11.25% of the schools’ budgets and prices for this item increased (13.69%). Text/library books decreased by 1.50% which represents 10.00% of the school’s budgets. The major price factors that complement these price changes include copy paper prices which decreased by 14.62%, and other instructional materials prices which decreased by (0.70%). These price changes net to no inflationary increase. Therefore, the recommended 2021-22 PPA is \$134.20.

### 2021-22 PER PUPIL ALLOCATION

| <b>COST INCREASE</b> |       |        |                |                   |                |                   |                     |                        |                     |                |                                              |                                                                        |
|----------------------|-------|--------|----------------|-------------------|----------------|-------------------|---------------------|------------------------|---------------------|----------------|----------------------------------------------|------------------------------------------------------------------------|
| PPA WEIGHTING FACTOR |       |        | ENROLLMENT     |                   |                |                   | WEIGHTED ENROLLMENT |                        | 2020-21 vs. 2021-22 |                | 2021-22 STUDENT GROWTH COST INCR. @ \$134.20 | 2021-22 TOTAL COST INCR./DECR. ** @ \$134.20 & INCR. ACTIVITY EXPENSES |
|                      |       |        | 2020-21 ACTUAL | 2021-22 PROJECTED | 2020-21 ACTUAL | 2021-22 PROJECTED | INCR. (DECR.)       | WEIGHTED INCR. (DECR.) |                     |                |                                              |                                                                        |
| 20-21                | 21-22 |        |                |                   |                |                   |                     |                        |                     |                |                                              |                                                                        |
| 1                    | 1     | Full-K | 807            | 807               | 807.0          | 807.0             | -                   | -                      | 0.00                | (1.00)         |                                              |                                                                        |
| 1                    | 1     | 1-5    | 4,418          | 4,446             | 4,418.0        | 4,446.0           | 28                  | 28.0                   | 3,757.60            | 3,756.00       |                                              |                                                                        |
| 1.06                 | 1.06  | 6-8    | 2,843          | 2,788             | 3,007.6        | 2,949.4           | (55)                | (58.2)                 | (7,808.35)          | (7,809.00)     |                                              |                                                                        |
| 1.43                 | 1.43  | 9-12   | 3,900          | 3,860             | 5,586.7        | 5,529.4           | (40)                | (57.3)                 | (7,689.60)          | (7,690.00)     |                                              |                                                                        |
| SUBTOTAL             |       |        | 11,968         | 11,901            | 13,819.3       | 13,731.8          | (67)                | (87.5)                 | \$ (11,740.35)      | \$ (11,744.00) |                                              |                                                                        |
|                      |       |        |                |                   |                |                   |                     |                        |                     | ACTIVITY EXPS. | 0.00                                         |                                                                        |
|                      |       |        |                |                   |                |                   |                     |                        |                     | TOTAL PPA      | \$ (11,744.00)                               |                                                                        |

\*\* Includes High & Middle School Weighting Adjustment

| <b>TOTAL COST</b>    |       |        |                |                   |                |                   |                     |                  |                                          |                 |                              |                                              |                         |
|----------------------|-------|--------|----------------|-------------------|----------------|-------------------|---------------------|------------------|------------------------------------------|-----------------|------------------------------|----------------------------------------------|-------------------------|
| PPA WEIGHTING FACTOR |       |        | ENROLLMENT     |                   |                |                   | WEIGHTED ENROLLMENT |                  | TOTAL COST FOR CHANGE IN ENROLLMENT ONLY |                 | % INCR./DECR. STUDENT GROWTH | TOTAL COST 2021-22 \$134.20 & ACTIVITY EXPS. | % INCR./DECR. TOTAL PPA |
|                      |       |        | 2020-21 ACTUAL | 2021-22 PROJECTED | 2020-21 ACTUAL | 2021-22 PROJECTED | 2020-21 \$134.20    | 2021-22 \$134.20 |                                          |                 |                              |                                              |                         |
| 20-21                | 21-22 |        |                |                   |                |                   |                     |                  |                                          |                 |                              |                                              |                         |
| 1                    | 1     | Full-K | 807            | 807               | 807.0          | 807.0             | 108,300.00          | 108,299.00       | (0.0%)                                   | 108,299.00      | (0.0%)                       |                                              |                         |
| 1                    | 1     | 1-5    | 4,418          | 4,446             | 4,418.0        | 4,446.0           | 592,897.00          | 596,653.00       | 0.6%                                     | 596,653.00      | 0.6%                         |                                              |                         |
| 1.06                 | 1.06  | 6-8    | 2,843          | 2,788             | 3,007.6        | 2,949.4           | 403,621.00          | 395,812.00       | (1.9%)                                   | 395,812.00      | (1.9%)                       |                                              |                         |
| 1.43                 | 1.43  | 9-12   | 3,900          | 3,860             | 5,586.7        | 5,529.4           | 749,736.00          | 742,046.00       | (1.0%)                                   | 742,046.00      | (1.0%)                       |                                              |                         |
| SUBTOTAL             |       |        |                |                   |                |                   | \$ 1,854,554.00     | \$ 1,842,810.00  | (0.6%)                                   | \$ 1,842,810.00 | (0.6%)                       |                                              |                         |
| ACTIVITY EXPENSES    |       |        |                |                   |                |                   | 612,360.00          | 612,360.00       | 0.0%                                     | 612,360.00      | 0.0%                         |                                              |                         |
| TOTAL                |       |        | 11,968         | 11,901            | 13,819.3       | 13,731.8          | \$ 2,466,914.00     | \$ 2,455,170.00  | (0.5%)                                   | \$ 2,455,170.00 | (0.5%)                       |                                              |                         |

| PPA BASED ON ANALYSIS OF 2018-20 COSTS    |                 |               |  | \$134.20       |
|-------------------------------------------|-----------------|---------------|--|----------------|
| INCREASE FOR PRICE CHANGES 2018 VS. 2020: |                 |               |  |                |
| CATEGORY                                  | PRICE INCREASE  | % OF BUDGET   |  | WEIGHTED INCR. |
|                                           | CPI 07/20-12/18 | FY2020 Actual |  |                |
| TEXT/LIBRARY BOOKS                        | (1.50%)         | 10.00%        |  | (0.15%)        |
| COPY LEASES                               | 13.69%          | 11.25%        |  | 1.54%          |
| PAPER                                     | (14.62%)        | 6.03%         |  | (0.88%)        |
| OTHER                                     | (0.70%)         | 72.72%        |  | (0.51%)        |
| TOTAL WEIGHTED PRICE INCREASE             |                 | 100.00%       |  | 0.00%          |
| PPA ADJUSTED FOR PRICE INCREASES          |                 |               |  | \$134.20       |

**WEST CHESTER AREA SCHOOL DISTRICT**  
**2017-18 and 2018-19 Per Pupil Allocation Spending Analysis**

| Enrollment 2017-18                      | Elementary  |        |        | Middle      |         |        | High        |         |        |
|-----------------------------------------|-------------|--------|--------|-------------|---------|--------|-------------|---------|--------|
|                                         |             | 5,340  |        |             | 2,824   |        |             | 3,764   |        |
|                                         | per Student |        |        | per Student |         |        | per Student |         |        |
| 2017-18 Adjusted PPA Budget             | 716,509     | 134.18 |        | 422,061     | 149.46  |        | 765,037     | 203.25  |        |
| 2017-18 Unspent Funds                   | (31,156)    | (5.83) | (4.3%) | (26,264)    | (9.30)  | (6.2%) | (70,295)    | (18.68) | (9.2%) |
| 2017-18 PPA Actual Spending             | 685,353     | 128.34 |        | 395,797     | 140.15  |        | 694,742     | 184.57  |        |
| Elementary/Middle/High Weighting Factor |             | 1.00   |        |             | 1.08    |        |             | 1.41    |        |
| 2017-18 Actual PPA Spending             |             | 128.34 |        |             | 129.77  |        |             | 130.90  |        |
| Enrollment 2018-19                      | Elementary  |        |        | Middle      |         |        | High        |         |        |
|                                         |             | 5,352  |        |             | 2,766   |        |             | 3,845   |        |
|                                         | per Student |        |        | per Student |         |        | per Student |         |        |
| 2018-19 Adjusted PPA Budget             | 741,129     | 138.48 |        | 429,140     | 155.15  |        | 800,483     | 208.19  |        |
| 2018-19 Unspent Funds                   | (49,675)    | (9.28) | (6.7%) | (31,440)    | (11.37) | (7.3%) | (31,844)    | (8.28)  | (4.0%) |
| 2018-19 PPA Actual Spending             | 691,454     | 129.20 |        | 397,700     | 143.78  |        | 768,639     | 199.91  |        |
| Elementary/Middle/High Weighting Factor |             | 1.00   |        |             | 1.12    |        |             | 1.41    |        |
| 2018-19 Actual PPA Spending             |             | 129.20 |        |             | 128.38  |        |             | 141.78  |        |
| 2 Year Average Actual Spending          | 688,404     | 128.77 |        | 396,749     | 141.97  |        | 731,691     | 192.24  |        |
| 2020-21 PPA                             |             | 134.20 |        |             | 134.20  |        |             | 134.20  |        |
| Enrollment 2020-21                      |             | 5,225  |        |             | 2,843   |        |             | 3,900   |        |
| Elementary/Middle/High Weighting Factor |             | 1.00   |        |             | 1.08    |        |             | 1.41    |        |
| 2020-21 Weighted PPA Amount             | 701,196     |        | 1.4%   | 413,404     |         | 3.9%   | 736,138     |         | (4.2%) |
| 2021-22 PPA 1                           |             | 134.20 |        |             | 134.20  |        |             | 134.20  |        |
| Enrollment 2021-22                      |             | 5,253  |        |             | 2,788   |        |             | 3,860   |        |
| Elementary/Middle/High Weighting Factor |             | 1.00   |        |             | 1.06    |        |             | 1.43    |        |
|                                         | 704,954     |        | 0.5%   | 395,812     |         | (4.3%) | 742,046     |         | 0.8%   |

<sup>1</sup> 2021-22 PPA recommendation (before inflation) based on average of 2017-18 and 2018-19 actual spending patterns

## WEST CHESTER AREA SCHOOL DISTRICT

**HISTORICAL PERCENTAGE IN PRICE CHANGES BY CATEGORY**  
 based on U.S. Consumer Price Indexes

|                                                  | 2010  | 2011  | 2012  | 2013  | 2014   | 2015   | 2016  | 2017  | 2018  | 2019  | July<br>2020 | 2 Year<br>Average | 2 Year<br>Cumulative | 5 Year<br>Cumulative |
|--------------------------------------------------|-------|-------|-------|-------|--------|--------|-------|-------|-------|-------|--------------|-------------------|----------------------|----------------------|
| Audio and Visual Equipment                       | -2.7% | 7.1%  | -3.4% | -5.3% | -3.0%  | 3.5%   | 1.5%  | 3.1%  | 0.0%  | 1.6%  | 1.7%         | 0.8%              | 1.6%                 | 9.7%                 |
| Sporting Goods                                   | -0.5% | 0.0%  | 1.0%  | -1.5% | -2.2%  | -0.9%  | -1.4% | -1.0% | 2.5%  | 0.1%  | 0.5%         | 1.3%              | 2.6%                 | -0.7%                |
| Sports Equipment                                 | -3.5% | -4.5% | 0.4%  | -2.5% | -3.1%  | -0.8%  | -4.2% | -0.5% | -2.7% | -2.2% | -0.9%        | -2.5%             | -4.9%                | -10.4%               |
| Music Instruments and accessories                | -1.2% | -1.2% | 0.8%  | 1.5%  | 2.4%   | -0.9%  | 1.6%  | 2.4%  | -2.5% | 2.4%  | 3.1%         | -0.1%             | -0.1%                | 3.0%                 |
| Reading Materials                                | -0.5% | 0.4%  | 2.4%  | 3.0%  | 2.2%   | 1.9%   | 0.8%  | -2.0% | 4.3%  | 3.8%  | 3.5%         | 4.1%              | 8.1%                 | 8.8%                 |
| Educational Books and Supplies                   | 3.5%  | 5.2%  | 7.0%  | 5.0%  | 4.6%   | 4.4%   | 5.5%  | -1.8% | 1.0%  | -2.0% | -0.5%        | -0.5%             | -1.0%                | 7.1%                 |
| Information Technology, hardware<br>and services | -2.0% | -4.5% | -3.3% | -1.6% | -2.5%  | -3.5%  | -2.6% | -2.4% | -0.9% | -1.3% | -0.4%        | -1.1%             | -2.2%                | -10.7%               |
| Furniture                                        | -4.5% | 2.0%  | -0.4% | -2.3% | -1.6%  | -0.8%  | -2.8% | -0.7% | 1.7%  | 1.2%  | -0.9%        | 1.5%              | 2.9%                 | -1.4%                |
| Postage and Delivery Service                     | 2.0%  | 4.3%  | 3.8%  | 6.2%  | 3.8%   | 0.1%   | 0.3%  | 3.3%  | 2.2%  | 5.7%  | 3.9%         | 4.0%              | 7.9%                 | 11.6%                |
| Motor Fuel                                       | 13.9% | 10.3% | 1.7%  | -1.0% | -20.8% | -19.9% | 9.1%  | 10.7% | -1.9% | 7.6%  | -15.1%       | 2.9%              | 5.7%                 | 5.6%                 |
| Public Transportation                            | 4.9%  | 3.8%  | 2.4%  | -0.1% | -2.9%  | -1.0%  | -2.3% | -1.6% | -1.7% | 1.0%  | -12.7%       | -0.4%             | -0.7%                | -5.6%                |

## WEST CHESTER AREA SCHOOL DISTRICT SPECIFIC ITEMS

|                                         | 2010      | 2011      | 2012      | 2013      | 2014      | 2015      | 2016     | 2017     | 2018     | 2019     | 2020   | 2 Year<br>Average | 2 Year<br>Cumulative | 5 Year<br>Cumulative |
|-----------------------------------------|-----------|-----------|-----------|-----------|-----------|-----------|----------|----------|----------|----------|--------|-------------------|----------------------|----------------------|
| Xerographic 8.5 x 11 copier paper per c | 0.0%      | 3.6%      | -7.2%     | -5.7%     | -1.8%     | 0.1%      | -2.3%    | 2.4%     | 2.8%     | 19.3%    | -11.8% | 3.7%              | 7.5%                 | 10.3%                |
| \$ 25.82                                | \$ 26.76  | \$ 24.82  | \$ 23.41  | \$ 22.99  | \$ 23.02  | \$ 22.48  | \$ 23.02 | \$ 23.67 | \$ 28.23 | \$ 24.90 |        |                   |                      |                      |
| Copier Model PRO1106EX / Pro1107E)      | -5.0%     | -8.1%     | 0.0%      | -5.9%     | -20.1%    | -20.5%    | 0.9%     | -5.2%    | -12.4%   | 8.8%     | 2.0%   | 5.4%              | 10.8%                | -6.0%                |
| 18,500.00                               | 16,995.00 | 16,995.00 | 15,991.56 | 12,774.06 | 10,159.50 | 10,251.88 | 9,716.57 | 8,508.14 | 9,253.35 | 9,438.35 |        |                   |                      |                      |
| Copier Model PRO806EX / Pro907EX        | -3.0%     | -3.1%     | -5.3%     | -6.4%     | -1.8%     | -0.9%     | 9.8%     | 7.4%     | -7.8%    | -9.3%    | 5.1%   | -2.1%             | -4.2%                | 5.2%                 |
| 9,800.00                                | 9,500.00  | 8,995.00  | 8,422.44  | 8,270.34  | 8,199.45  | 9,002.98  | 9,673.49 | 8,916.67 | 8,085.77 | 8,500.00 |        |                   |                      |                      |
| Copier                                  |           |           | -6.1%     | -11.0%    | -10.7%    | 5.4%      | 1.1%     | -10.1%   | -0.3%    | 3.6%     |        |                   |                      |                      |
|                                         |           |           | -5.7%     | -1.8%     | 0.1%      | -2.3%     | 2.4%     | 2.8%     | 19.3%    | -11.8%   |        |                   |                      |                      |



MEMO from the Director of Business Affairs

---

*Date: October 15, 2020*  
*TO: School Board Members*  
*FROM: John Scully*

*PROPERTY & FINANCE COMMITTEE*  
*MEMO AGENDA ITEMS – for October 26, 2020*

Unless I hear otherwise, the following items will be placed on the School Board “Consent Agenda” for the October 26, 2020 Board meeting. Enclosed please find the attachments for all items.

BOARD CONSENT ITEMS for October 26, 2020:

- Approval of Revised Board Policy 705, Safety, Second Reading
- Approval to Commit/Assign Fund Balances and to Complete Transfers from the General Fund to Other Funds
- Approval of Change Orders – Renovations and Additions to East Goshen Elementary School
- Approval of Change Orders – Construction of Greystone Elementary School
- Approval of 2019-20 Budget Transfers

cc: Dr. Scanlon & Cabinet

WEST CHESTER AREA SCHOOL DISTRICT

Property and Finance Committee

MEMO ITEM

**Approval of Revised Board Policy 705, Safety, Second Reading**

Attached for Board approval is the second reading of Policy 705, Safety. The first reading of the policy was approved in September. No changes have been made to the second reading of this policy.

If you have any questions, feel free to reach out to me.

Kevin H. Campbell  
*Director of Facilities and Operations*  
West Chester Area School District  
October 1, 2020



|              |                   |
|--------------|-------------------|
| Book         | Policy Manual     |
| Section      | 700 Property      |
| Title        | Safety            |
| Code         | 705               |
| Status       | Second Reading    |
| Adopted      | August 1, 2015    |
| Last Revised | December 16, 2019 |

### **Purpose**

The Board recognizes that school district facilities must be maintained and operated in a condition that is safe for students, staff, and visitors.

### **Authority**

The Board directs the district to provide facilities and equipment deemed necessary for the safe conduct of the educational programs and operations of the schools, **in accordance with guidance issued by state and local officials, and the Board-approved health and safety plan.**

**The Board requires that all students, staff and visitors adhere to state and local health and safety orders, Board policy, administrative regulations and Board-approved plans requiring face coverings or other protective devices where needed for safety purposes. Violation of this policy and school safety rules may result in disciplinary action, in accordance with law, regulations or Board policy, or denial of entry to district buildings and property, except where accommodations are deemed reasonable and necessary for individuals with disabilities or for medical conditions.**

### **Delegation of Responsibility**

The Superintendent or his/her designee shall annually review and evaluate district **health and safety** rules and **health and safety** plans, **as necessary.**[1]

The Superintendent or his/her designee shall develop a memorandum of understanding with local police departments. The memorandum of understanding will be renewed every two (2) years.[2]

Administrators shall ensure that all staff and students are informed of **health and safety** rules at the beginning of the school year **and whenever conditions and requirements change.**

**Administrators shall provide ongoing education and post signage to assist staff and students in complying with health and safety rules.**

### **Guidelines**

Certified Safety Committee



A safety committee shall be established to promote the school district's goals concerning safe schools. Members will be appointed by the Superintendent or his/her designee and will consist of all members of the Superintendent's Cabinet. [\[3\]](#)[\[4\]](#)[\[5\]](#)[\[6\]](#)

It shall be the responsibility of the safety committee to:

1. Evaluate the current school district safety program.
2. Conduct periodic inspections to locate and identify safety and health hazards.
3. Review incident and accident report and investigation forms.
4. Evaluate for effectiveness newly implemented safety equipment and health and safety procedures.

The safety committee shall meet periodically, and minutes shall be taken and maintained.

All decisions of the committee shall be by majority vote of members present.

The Superintendent or his/her designee shall ensure that all committee members are adequately trained.

Legal

1. Pol. 805
2. Pol. 805.1
3. [24 P.S. 223](#)
4. [34 PA Code 129.1001 et seq](#)
5. [72 P.S. 1722-J](#)
6. [77 P.S. 1038.2](#)
- [24 P.S. 510](#)
- [24 P.S. 1517](#)
- [24 P.S. 1518](#)

**West Chester Area School District**

**Property & Finance Committee**

**Memo Item for 10/26/20**

**Approval to Commit/Assign Fund Balances and  
to Complete Transfers from General Fund to Other Funds**

Each year the Board is required to approve the District's committed and assigned General Fund Balances as well as transfers from the General Fund to Capital Reserve Fund.

Based on the June 30, 2020 financial results, approval is requested to commit fund balances for health care stabilization in the amount of \$4,159,909, alternative education in the amount of \$1,000,000, enrollment growth in the amount of \$3,500,000, and to assign a fund balance for millage stabilization in the amount of \$29,486,832.

The District's 2019-20 Budget includes a transfer from the General Fund to the Capital Reserve Fund in the amount of \$5,451,612.

Please let me know if you have any questions. This action item will be on the Consent Agenda for the October Board Meeting.

John T. Scully  
Director of Business Affairs  
October 8, 2020

# West Chester Area School District

## Property and Finance Committee

Memo Item for October 26, 2020

### Change Orders - Renovations and Additions to East Goshen Elementary School

Attached is the spreadsheet which identifies change orders that were needed to complete the renovations and additions to East Goshen Elementary School. All of these change orders were approved by District personnel due to their time sensitivity.

|         |                                                                                                                  |              |
|---------|------------------------------------------------------------------------------------------------------------------|--------------|
| GC-032S | Deduct costs for EC to re-run wiring to fire alarm strobe.                                                       | -\$931.71    |
| GC-033S | Deduct costs for EC to repair and replace conduits installed in gymnasium hit and damaged by the GC's steel sub. | -\$939.49    |
| GC-034S | Deduct costs for EC to replace and replace electrical circuit crushed by GC masonry work.                        | -\$1,904.24  |
| GC-035S | Credit for part of EC OT to install elevator contacts on weekend.                                                | -\$642.56    |
| GC-036S | Add insulation at top of corridor walls at E-wing.                                                               | \$1,215.31   |
| GC-037S | Provide and install a stainless steel closure plate at Stairwell 1.                                              | \$876.64     |
| GC-038S | Provide and install a stainless steel back splash in kitchen at exhaust hood per CC Health Dept request.         | \$3,096.36   |
| GC-039S | Remove existing soffit at E-wing exit canopy and replace with vinyl soffit.                                      | \$2,923.64   |
| GC-040S | Remove and replace concrete sidewalk in courtyard.                                                               | \$1,811.06   |
| GC-041S | Masonry infills for fire extinguisher cabinets and other wall areas.                                             | \$993.11     |
| GC-042S | Credit for change in install process at classroom window light wells.                                            | -\$21,957.60 |
| GC-043S | Credit for reduction of footing depth at new reading lab construction.                                           | -\$8,400.03  |
| GC-044S | Changes to library walls, add casework due to addition of Maker Space in Library.                                | \$9,820.85   |
| GC-045S | Removal and disposal of canopy at front entry.                                                                   | \$10,853.36  |
| GC-046S | Cut and re-glue classroom wall tack panels.                                                                      | \$1,986.27   |
| GC-047S | Provide additional steel supports for decking at library roof.                                                   | \$4,658.60   |

|         |                                                                                                                                   |             |
|---------|-----------------------------------------------------------------------------------------------------------------------------------|-------------|
| GC-048S | Install new vinyl soffit at entrance canopy.                                                                                      | \$13,845.89 |
| GC-049S | Add 3" mud bed in kitchen area for floor tile due to unforeseen existing flooring thickness.                                      | \$12,423.35 |
| GC-050S | Revision at Library ceiling height due to existing conditions.                                                                    | \$694.72    |
| GC-051S | Repairs to existing masonry in Phase 3 areas.                                                                                     | \$635.98    |
| GC-052S | Seal concrete floor at Outdoor Storage room 028 in lieu of adding quarry tile.                                                    | \$419.72    |
| GC-053S | Install metal stud and drywall to deck where an existing hidden window was found above-ceiling.                                   | \$1,444.20  |
| GC-054S | Painting of temporary door required for emergency egress by EG Township as WCASD decided to retain as permanent.                  | \$276.29    |
| GC-055S | Provide and install additional gypsum walls and insulation at entry doors. Also included was replacement of soffit at main entry. | \$5,257.18  |
| GC-056S | Install metal stud and drywall to deck where an existing hidden window was found above-ceiling.                                   | \$3,378.81  |
| GC-057S | Change Order includes misc patching, additional demo, replacing ceiling tiles and cutting of tack panels.                         | \$1,338.38  |
| GC-058S | Provide and install additional concrete in courtyard.                                                                             | \$10,329.52 |
| GC-059S | Additional credit for changing soffit drywall to metal panel.                                                                     | -\$420.00   |
| EC-041  | Provide and install additional electrical devices at elevator                                                                     | \$2,013.87  |
| EC-042  | Furnish and install emergency power contacts as required by EG Township                                                           | \$8,109.75  |
| EC-043  | Additional of electrical outlets on the window walls of the E-section classrooms                                                  | \$3,014.00  |
| EC-044  | Furnish and install wiring for two (2) additional WIFI ports, teacher station and additional data line at Reading Lab             | \$5,683.00  |
| EC-045  | Delete one light fixture at soffit at door V003, and add 2 surface mount fixtures at Kitchen canopy area.                         | \$748.00    |
| EC-046  | Add outlets and ceiling-mounted cord reels and additional 2 runs of data in Library due to adding Maker Space area.               | \$10,842.00 |
| EC-047  | Provide and install power circuit to door holders at door C005A.                                                                  | \$2,134.00  |
| EC-048  | Add Bluetooth compatibility to the sound systems in the Cafeteria and Gymnasium.                                                  | \$1,450.00  |
| EC-049  | Add wiremold and cabling to room 107 for an interactive whiteboard in room.                                                       | \$1,027.70  |
| EC-050  | Furnish and install six (6) additional smoke detectors in cafeteria and kitchen ductwork.                                         | \$8,757.00  |

|        |                                                                                                                          |             |
|--------|--------------------------------------------------------------------------------------------------------------------------|-------------|
| EC-051 | Relocate two (2) electrical devices to above countertop as they were installed behind cabinetry in IT Office.            | \$229.56    |
| EC-052 | Provide analog connection to the specified intercom system to allow for District-wide communication through technology.  | \$1,398.00  |
| EC-053 | Provide control conduit for stage chair lift.                                                                            | \$1,310.75  |
| EC-054 | Provide and install conduit and wire for new smoke duct detectors.                                                       | \$2,932.00  |
| EC-055 | Site pole lights needed to be removed, cut shorter and re-installed due to new lights didn't meet Township requirements. | \$4,875.68  |
| EC-056 | Add an outlet in the kitchen.                                                                                            | \$1,507.80  |
| EC-057 | Add an additional breaker, conduit and wire to the convection oven.                                                      | \$4,720.95  |
| EC-058 | Add wiremold and data to printer location in library.                                                                    | \$925.81    |
| MC-007 | Install heat detector and tie in fan controls to kitchen exhaust fan                                                     | \$3,175.49  |
| MC-008 | Change in glycol/water percentage in the chilled water system.                                                           | \$1,000.03  |
| PC-011 | Remove wall hydrant and cap line at existing art room exterior wall.                                                     | \$373.00    |
| PC-012 | Replace elevator sump discharge piping removed by GC's elevator installer.                                               | \$1,080.00  |
| PC-013 | Install new sink with sideplash in kitchen per CC Health Dept.                                                           | \$428.00    |
| PC-014 | Provide sink and UG tie in for new sink in Library Maker Space area                                                      | \$11,961.00 |
| PC-015 | Add 2 floor sinks for kitchen serving line to drain.                                                                     | \$9,322.00  |

If you have any questions, please contact me.

Kevin H. Campbell  
*Director of Facilities and Operations*  
 West Chester Area School District  
 October 8, 2020

| East Goshen ES Additions and Renovations 2018<br>Contingency Tabulation |               |
|-------------------------------------------------------------------------|---------------|
| Beginning Contingency Balance <sup>1</sup>                              | \$ 456,168.78 |
| GC COs approved to date                                                 | \$ 34,361.64  |
| EC COs approved to date                                                 | \$ 202,463.15 |
| HVAC COs approved to date                                               | \$ 26,334.53  |
| PC COs approved to date                                                 | \$ 51,079.00  |
| AAC COs approved to date                                                | \$ 16,824.00  |
| Approved EG COs to date                                                 | \$ 331,062.32 |
| Remaining Contingency Balance <sup>2</sup>                              | \$ 125,106.46 |

<sup>1</sup> Contingency was established at 3% of the construction budget.

<sup>2</sup> Balance as of 9-30-2020

General Contractor: ER Stuebner/The Hartford Company

Original Contract: \$ 7,437,000.00  
 Change Orders to Date: \$ 34,361.64  
 Revised Contract: \$ 7,471,361.64

- A. Unforeseen Field Conditions
- B. Design Errors
- C. Design Omissions
- D. Changes Required by Public Bodies, Code Changes
- E. Contract Completion Date Changes
- F. Owner Requested Changes
- G. Staff Requested Credits, Backcharges

| Change Order Number | Issue                                                                                                                            | Cost/(Credit) | Approved |    | Change Order Type | Time Sensitive |    | Remarks                                                                                                                                                  |
|---------------------|----------------------------------------------------------------------------------------------------------------------------------|---------------|----------|----|-------------------|----------------|----|----------------------------------------------------------------------------------------------------------------------------------------------------------|
|                     |                                                                                                                                  |               | Yes      | No |                   | Yes            | No |                                                                                                                                                          |
| GC-001S             | Provide and install steel channels for chiller p[platform                                                                        | \$1,778.05    | X        |    | C                 | X              |    | Stairs to the chiller platform need to sit on steel - not provided for in the Contract Docs                                                              |
| GC-002S             | Add lines to the gym floor per WCASD request                                                                                     | \$752.50      | X        |    | F                 | X              |    | Additional gym court play lines added at staff request.                                                                                                  |
| GC-003S             | Add card reader integration into the elevator control operations                                                                 | \$5,235.25    | X        |    | C                 | X              |    | Card readers were shown for the elevator but the architect failed to describe integration in specs to elevator system.                                   |
| GC-004S             | Modify pour stop and add angles at 1B addition Resource Room east wall                                                           | \$8,359.45    | X        |    | B                 | X              |    | A bad alignment of the was required additional angle and pour stop - drawings were incorrect in that area                                                |
| GC-005S             | Tie in roof drains found at the C area (Admin section) that had broken underground prior to construction but found after bid day | \$18,848.54   | X        |    | F                 |                | X  | Roof water rain leaders leading from building to street (Rte 352) were found discharging above ground. Ties into existing stormwater system and repiped. |
| GC-006S             | Infill glass area of transom window at 2A ramp doors                                                                             | \$797.65      | X        |    | C                 | X              |    | Glass transom area of ramp doors needed to be filled in with drywall materials for utilities to pass through                                             |
| GC-007S             | Add gate at emergency generator fencing                                                                                          | \$725.58      | X        |    | F                 |                | X  | Added gate to facilitate ease of maintenance for WCASD staff                                                                                             |
| GC-008S             | Work on existing sewer work not shown on drawings in the 1B addition area                                                        | \$4,603.37    | X        |    | C                 | X              |    | Sewer was found to be operable but bid docs showed it to be removed. Needed to be dug up and tied into new 1B area sanitary system                       |
| GC-009S             | Removal of existing underground abandoned on-lot sewer structures                                                                | \$8,051.38    | X        |    | A                 | X              |    | Existing on-lot sewer structures from the 1960s were found and needed to be removed and backfill placed in the area of new storm sewer connection.       |
| GC-010S             | Credit to PC for damage to piping by GC                                                                                          | -\$1,796.00   | X        |    | G                 |                | X  | GC's skid steer broke off plumbing pipes that had to be replaced by PC                                                                                   |

|         |                                                                                                                                               |             |   |  |       |   |                                                                                                                                                                                                                        |
|---------|-----------------------------------------------------------------------------------------------------------------------------------------------|-------------|---|--|-------|---|------------------------------------------------------------------------------------------------------------------------------------------------------------------------------------------------------------------------|
| GC-011S | Add drywall cover to interior wall of first floor 1B due to condition - used to be exterior wall and steel beam & columns also needed covered | \$8,846.44  | X |  | A     | X | Exterior wall and foundation area of existing library became an interior wall of ramp in 1B classroom area. Could not be patched so it was covered with drywall                                                        |
| GC-012S | Add one 4'x8' whiteboard in room 201 requested by staff.                                                                                      | \$697.68    | X |  | F     | X | One 4'x8' white marker board added for additional instructional space added as requested by school staff                                                                                                               |
| GC-013S | Install New Vinyl soffit at Gym Entry                                                                                                         | \$8,834.63  | X |  | A,B,G | X | Part of the existing canopy needed to be demoed after being waterlogged due to roof issues by GC. Other areas could not fit the new light fixtures designed by engineer. Entire soffit ceiling was demoed and ceiling. |
| GC-014S | Add additional concrete pads in boiler room                                                                                                   | \$1,248.00  | X |  | A     | X | To ensure proper clearances for mechanical equipment in the boiler room and better serviceability, additional concrete was added to the existing boiler room pads for equipment to sit on.                             |
| GC-015S | Add bulkhead and fireproof in kiln room                                                                                                       | \$3,478.83  | X |  | A     | X | Due to the location of electrical conduits in room 126 (Art Room), the top of the wall of the kiln needed to be furred out and fire proffed to meet code.                                                              |
| GC-016S | Administrative credit for GC-CO-003S. Costs and any time delays or extensions will be addressed in a later CO.                                | -\$5,235.25 | X |  | G     | X | The Bonding Company requested this CO off the table until a later date of discussion.                                                                                                                                  |
| GC-017S | Additional plates for chiller dunnage                                                                                                         | \$1,055.76  | X |  | A     | X | Additional steel leveling plates were needed to install the chillers on the dunnage steel and were not in either the GC or MC's contract.                                                                              |
| GC-018S | Additional roofing materials at chiller roof area                                                                                             | \$5,878.39  | X |  | A     | X | Roof where new chiller was to be placed was found sloped in opposite direction during demo. Additional materials and decking were needed to slope to drains as required by contract documents.                         |
| GC-019S | Additional wall build-out at gym canopy at wall line EE                                                                                       | \$1,262.12  | X |  | B     | X | Due to the architect error at wall line EE, and the additional steel and pour stop under GC-004S, additional material to pack out the wall under was needed.                                                           |
| GC-020S | Labor to field modify classroom tack panels                                                                                                   | \$2,852.84  | X |  | B     | X | Wall tack panels were approved by architect but did not allow for cut outs due to interactive projector units. Tack panels needed to be field modified to be hung.                                                     |



|         |                                                                                                                            |               |   |  |      |   |   |                                                                                                                                                                                                                    |
|---------|----------------------------------------------------------------------------------------------------------------------------|---------------|---|--|------|---|---|--------------------------------------------------------------------------------------------------------------------------------------------------------------------------------------------------------------------|
| GC-021S | Supply temporary AC to gym for install of gym flooring material                                                            | \$11,856.67   | X |  | F    | X |   | Required by flooring company to install gym floor - time, moisture, and humidity sensitive.                                                                                                                        |
| GC-022S | Block fill existing fire extinguisher cabinets                                                                             | \$777.98      | X |  | C    | X |   | Demolished fire extinguisher cabinets required block infill and painted.                                                                                                                                           |
| GC-023S | Add egress door per Township                                                                                               | \$9,315.56    | X |  | D    | X |   | Due to phasing required after GC's termination, Township required an additional egress point in order to use several classrooms. This egress will remain after project as another means to enter courtyard.        |
| GC-024S | Cost to replace door seals with silicone bulb seals                                                                        | \$504.13      | X |  | A    | X |   | Doors with the door seals would not close properly. Bulb seals were purchased and installed for proper operation.                                                                                                  |
| GC-025S | Remove and replace wood bulkhead with metal stud and drywall                                                               | \$2,051.15    | X |  | C, F |   | X | Wood above the ceilings are to be removed per code. Bulkhead replaced with metal stud and drywall.                                                                                                                 |
| GC-026S | Deduct cost to repair UG pipe damaged by site subcontractor.                                                               | -\$1,763.00   | X |  | G    |   | X | Cost for PC to repair UG pipe backcharged to GC.                                                                                                                                                                   |
| GC-027S | Deduct cost for PC to raise 3 drains on 2nd floor due to GC overpour                                                       | -\$688.00     | X |  | G    | X |   | PC was required to break concrete and add material to raise drains in bathrooms on 2nd floor                                                                                                                       |
| GC-028S | Deduct cost of WCASD-purchased Fritz tile                                                                                  | -\$118,531.41 | X |  | G    | X |   | WCASD purchased the Fritz tile flooring for East Goshen project prior to the manufacturer closing shop. GC nor his flooring sub wanted to purchase prior to the time it would have been unavailable, so WCASD did. |
| GC-029S | Provide and install thresholds at building expansions                                                                      | \$4,340.19    | X |  | C    | X |   | The Architect omitted the thresholds at the building expansions from the Contract Docs.                                                                                                                            |
| GC-030S | Deduct costs for EC to repair damaged site lighting conduit and wiring.                                                    | -\$1,912.66   | X |  | G    | X |   | GC's sitework sub dug up EC's installed conduit and broke it and the wiring. EC patched and repaired.                                                                                                              |
| GC-031S | Deduct costs for EC to run new wires in stair tower #2 to a light fixture after conduit was filled with mason's grout mix. | -\$947.79     | X |  | G    | X |   | GC's mason sub accidentally filled conduit in wall with grout and wires could not be pulled to light fixture. EC needed to pull new to make circuit work.                                                          |
| GC-032S | Deduct costs for EC to re-run wiring to fire alarm strobe.                                                                 | -\$931.71     | X |  | G    | X |   | GC's mason filled in the fire alarm cable with mortar mix. EC had to pull new wire to fire alarm strobe.                                                                                                           |

|         |                                                                                                                  |              |   |  |      |   |   |                                                                                                                                                                                        |
|---------|------------------------------------------------------------------------------------------------------------------|--------------|---|--|------|---|---|----------------------------------------------------------------------------------------------------------------------------------------------------------------------------------------|
| GC-033S | Deduct costs for EC to repair and replace conduits installed in gymnasium hit and damaged by the GC's steel sub. | -\$939.49    | X |  | G    | X |   | GC's steel sub damaged EC-installed conduit in gymnasium while performing work. EC replaced conduit and pulled new wiring.                                                             |
| GC-034S | Deduct costs for EC to replace and replace electrical circuit crushed by GC masonry work.                        | -\$1,904.24  | X |  | G    | X |   | GC's mason crushed a section of conduit in wall during work. EC had to pull new conduit and wiring for circuit.                                                                        |
| GC-035S | Credit for part of EC OT to install elevator contacts on weekend.                                                | -\$642.56    | X |  | G    | X |   | To get elevator completed while EC was onsite, ot was requested for them to do the work over the weekend. WCASD and GC paid the premium time upcharge only - EC paid the regular time. |
| GC-036S | Add insulation at top of corridor walls at E-wing.                                                               | \$1,215.31   | X |  | D    | X |   | Township required smoke stoppage material at top of corridor walls in E-wing. None was present from original construction.                                                             |
| GC-037S | Provide and install a stainless steel closure plate at Stairwell 1.                                              | \$876.64     | X |  | F    | X |   | Closure plate was requested by staff to close off a potential open area for foot or leg to get stuck in near transon window at exterior door. Enclosed for safety of students.         |
| GC-038S | Provide and install a stainless steel back splash in kitchen at exhaust hood per CC Health Dept request.         | \$3,096.36   | X |  | D    | X |   | CC Health Dept review of construction documents included a requirement for a solid washable surface behind the oven and stove at exhaust hood.                                         |
| GC-039S | Remove existing soffit at E-wing exit canopy and replace with vinyl soffit.                                      | \$2,923.64   | X |  | A, F | X |   | Canopy lights could not be replaced without taking canopy ceiling down and replacing.                                                                                                  |
| GC-040S | Remove and replace concrete sidewalk in courtyard.                                                               | \$1,811.06   | X |  | A, F | X |   | Heaving concrete sidewalk sections were removed and replaced.                                                                                                                          |
| GC-041S | Masonry infills for fire extinguisher cabinets and other wall areas.                                             | \$993.11     | X |  | C    | X |   | Demolished items in masonry walls needed infills.                                                                                                                                      |
| GC-042S | Credit for change in install process at classroom window light wells.                                            | -\$21,957.60 | X |  | G    | X |   | Use of metal panels versus drywall at classroom window light wells.                                                                                                                    |
| GC-043S | Credit for reduction of footing depth at new reading lab construction.                                           | -\$8,400.03  | X |  | G    |   | X | Due to depth of stormwater pipe, excavation and footing did not have to be as low as shown on drawings.                                                                                |

|         |                                                                                                 |             |   |  |      |   |                                                                                                                                                                             |
|---------|-------------------------------------------------------------------------------------------------|-------------|---|--|------|---|-----------------------------------------------------------------------------------------------------------------------------------------------------------------------------|
| GC-044S | Changes to library walls, add casework due to addition of Maker Space in Library.               | \$9,820.85  | X |  | F    | X | New library design now includes Maker space area. This design was completed prior to that addition to Ed Specs. Casework for sink, storage unit and drywall bump out added. |
| GC-045S | Removal and disposal of canopy at front entry.                                                  | \$10,853.36 | X |  | B, F | X | New lights can't be installed without removal and reinstall of canopy ceiling.                                                                                              |
| GC-046S | Cut and re-glue classroom wall tack panels.                                                     | \$1,986.27  | X |  | B    | X | Due to ceiling heights having to be lowered in the E-wing, tack panels previously submitted, approved and fabricated had to be field cut and ends re-glued.                 |
| GC-047S | Provide additional steel supports for decking at library roof.                                  | \$4,658.60  | X |  | A    | X | After existing was removed, the new metal deck did not have a ledger to attach to on one end. Additional supports installed to hold deck and roofing material.              |
| GC-048S | Install new vinyl soffit at entrance canopy.                                                    | \$13,845.89 | X |  | B, F |   | Lights in canopy could not be replaced without removing existing hard canopy ceiling and replacing.                                                                         |
| GC-049S | Add 3" mud bed in kitchen area for floor tile due to unforeseen existing flooring thickness.    | \$12,423.35 | X |  | A    | X | Existing kitchen flooring was a 3" mud bed under quarry tile. When flooring removed for placement of new, existing mud bed was required to be demolished and new provided.  |
| GC-050S | Revision at Library ceiling height due to existing conditions.                                  | \$694.72    | X |  | B    | X | New ceiling could not be installed at specified height due to existing wall conditions. Section revised to work with height available.                                      |
| GC-051S | Repairs to existing masonry in Phase 3 areas.                                                   | \$635.98    | X |  | A    | X | Several existing masonry areas not required to be repaired in the Contract docs were repaired as directed by WCASD staff.                                                   |
| GC-052S | Seal concrete floor at Outdoor Storage room 028 in lieu of adding quarry tile.                  | \$419.72    | X |  | A    | X | Originally part of the kitchen, the new outdoor storage room was to be quarry tile. WCASD changed to seal concrete to save additional dollars above concrete and sealing.   |
| GC-053S | Install metal stud and drywall to deck where an existing hidden window was found above-ceiling. | \$1,444.20  | X |  | A    | X | During demo it was found that an existing interior wall used to be an exterior wall with window. Window was demolished and metal stud and gypsum wall replaced it.          |

|         |                                                                                                                                   |             |   |  |      |  |   |                                                                                                                                                                                                                                                             |
|---------|-----------------------------------------------------------------------------------------------------------------------------------|-------------|---|--|------|--|---|-------------------------------------------------------------------------------------------------------------------------------------------------------------------------------------------------------------------------------------------------------------|
| GC-054S | Painting of temporary door required for emergency egress by EG Township as WCASD decided to retain as permanent.                  | \$276.29    | X |  | D, F |  | X | In lieu of demolishing temporary emergency exit door required by EG Township to be installed during Phase 2, staff decided to leave in place. Painting of door not included with original installation.                                                     |
| GC-055S | Provide and install additional gypsum walls and insulation at entry doors. Also included was replacement of soffit at main entry. | \$5,257.18  | X |  | A    |  | X | Demolition at thr front entry found existing structure was open to exterior weather conditions at entry lobby. Staff requested area to be closed and insulated. Soffit was required to be removed and replaced to allow for new canopy lights installation. |
| GC-056S | Install metal stud and drywall to deck where an existing hidden window was found above-ceiling.                                   | \$3,378.81  | X |  | A    |  | X | During demo it was found that another existing interior wall used to be an exterior wall with window. Window was demolished and metal stud and gypsum wall replaced it.                                                                                     |
| GC-057S | Change Order includes misc patching, additional demo, replacing ceiling tiles and cutting of tack panels.                         | \$1,338.38  | X |  | F    |  | X | Misc items grouped together that required completion prior to end of phase by GC.                                                                                                                                                                           |
| GC-058S | Provide and install additional concrete in courtyard.                                                                             | \$10,329.52 | X |  | F    |  | X | While doing work in the courtyard, several concrete blocks needed to be removed and replaced due to tree roots deflecting concrete blocks which caused potential tripping hazards.                                                                          |
| GC-059S | Additional credit for changing soffit drywall to metal panel.                                                                     | -\$420.00   | X |  | G    |  | X | Contractor requested to use metal panel at soffit, staff agreed to credit. This was for final 5 rooms completed summer 2020.                                                                                                                                |
|         |                                                                                                                                   |             |   |  |      |  |   |                                                                                                                                                                                                                                                             |
|         |                                                                                                                                   |             |   |  |      |  |   |                                                                                                                                                                                                                                                             |
|         |                                                                                                                                   |             |   |  |      |  |   |                                                                                                                                                                                                                                                             |
|         |                                                                                                                                   |             |   |  |      |  |   |                                                                                                                                                                                                                                                             |
|         |                                                                                                                                   |             |   |  |      |  |   |                                                                                                                                                                                                                                                             |
|         |                                                                                                                                   |             |   |  |      |  |   |                                                                                                                                                                                                                                                             |
|         |                                                                                                                                   |             |   |  |      |  |   |                                                                                                                                                                                                                                                             |
|         |                                                                                                                                   |             |   |  |      |  |   |                                                                                                                                                                                                                                                             |
|         |                                                                                                                                   |             |   |  |      |  |   |                                                                                                                                                                                                                                                             |
|         |                                                                                                                                   |             |   |  |      |  |   |                                                                                                                                                                                                                                                             |
|         |                                                                                                                                   |             |   |  |      |  |   |                                                                                                                                                                                                                                                             |

Electrical Contractor: Clinger Electric

Original Contract: \$ 2,246,000.00  
 Change Orders to Date: \$ 202,463.15  
 Revised Contract: \$ 2,448,463.15

- A. Unforeseen Field Conditions
- B. Design Errors
- C. Design Omissions
- D. Changes Required by Public Bodies, Code Changes
- E. Contract Completion Date Changes
- F. Owner Requested Changes
- G. Staff Requested Credits, Backcharges

| Change Order Number | Issue                                                                                                                         | Cost/(Credit) | Approved |    | Change Order Type | Time Sensitive |    | Remarks                                                                                                                                                                                                                                                             |
|---------------------|-------------------------------------------------------------------------------------------------------------------------------|---------------|----------|----|-------------------|----------------|----|---------------------------------------------------------------------------------------------------------------------------------------------------------------------------------------------------------------------------------------------------------------------|
|                     |                                                                                                                               |               | Yes      | No |                   | Yes            | No |                                                                                                                                                                                                                                                                     |
| EC-001              | Replace Panel LS2 with Fusible Panelboard.                                                                                    | \$2,395.80    | X        |    | B                 | X              |    | Panel was not specified as fusible but was required to be. This is an Error by the design firm.                                                                                                                                                                     |
| EC-002              | Add enclosure to emergency generator and change breaker size.                                                                 | \$3,949.00    | X        |    | B                 | X              |    | Engineer did not specify an enclosure on an exterior mounted generator and specified wrong breaker size.                                                                                                                                                            |
| EC-003              | Change remote wiring to generator plug.                                                                                       | -\$257.00     | X        |    | B                 | X              |    | Engineer specified wrong wire size for generator plug.                                                                                                                                                                                                              |
| EC-004              | Add remote start control for generator and receptacle.                                                                        | \$4,706.00    | X        |    | C                 | X              |    | Engineer omitted the connections for the District's temporary emergency generator.                                                                                                                                                                                  |
| EC-005              | Pull 600' run of isolated ground for Panel DP.                                                                                | \$3,602.00    | X        |    | A, D              | X              |    | Existing circuits did not contain ground cable. Needed ground cable to be pulled for code use.                                                                                                                                                                      |
| EC-006              | Rework existing generator panels and wiring to stay operational until new emergency generator is received and set up for use. | \$5,792.00    | X        |    | B                 | X              |    | Due to the new generator not being specified with an enclosure for exterior mounted operation, it had to be ordered later than desired. Installation of new components in vicinity of existing generator required relocation of existing panels and conduit/wiring. |
| EC-007              | Relocate electric to relocated RTU-1 due to steel issue.                                                                      | \$4,406.00    | X        |    | A                 | X              |    | Due to finding lead coated steel structure, RTU-1 was relocated to avoid costs and time for abatement. Electric pre-run to location had to be removed and re-run to new location.                                                                                   |
| EC-008              | Replace 3-way light switches with low voltage control switches.                                                               | \$396.00      | X        |    | B                 | X              |    | Wrong switches for hallway lighting were specified.                                                                                                                                                                                                                 |
| EC-009              | Additional fire alarm device install required by EG Township code officer.                                                    | \$19,420.99   | X        |    | D                 | X              |    | In order to gain temporary certificate of occupancy, code official required additional devices and synchronization.                                                                                                                                                 |

|        |                                                                                                 |             |   |  |      |   |                                                                                                                                                                                                                                                                                          |
|--------|-------------------------------------------------------------------------------------------------|-------------|---|--|------|---|------------------------------------------------------------------------------------------------------------------------------------------------------------------------------------------------------------------------------------------------------------------------------------------|
| EC-010 | Reconstruct circuits to existing panel HVP-1                                                    | \$5,419.33  | X |  | B    | X | Circuits specified to be removed in Phase 1A were found by the EC necessary to remain. Circuits and conduit/wiring needed to be re-fed to energize circuits.                                                                                                                             |
| EC-011 | Refeed portable classrooms                                                                      | \$847.59    | X |  | B    | X | Power feed to portable classrooms was not shown to remain on drawings, however, needed to remain for one additional year.                                                                                                                                                                |
| EC-012 | Second additional request by Township for fire alarm devices to pass temp occupancy inspection. | \$15,584.00 | X |  | A    | X | In order to gain temporary certificate of occupancy, code official yet again required additional devices and synchronization.                                                                                                                                                            |
| EC-013 | Rewire switching of lighting in conference room                                                 | \$357.79    | X |  | B, F | X | In order to dim lights at interactive white board location, the lighting had to be rewired to separate switches as requested by staff.                                                                                                                                                   |
| EC-014 | Rewire lighting in faculty dining area.                                                         | \$832.72    | X |  | A    | X | Lighting control wiring was cut by unknown others and needed to be rewired.                                                                                                                                                                                                              |
| EC-015 | Troubleshoot and partial rewire of existing PA system.                                          | \$3,238.65  | X |  | A    | X | Existing PA system needed so adjustments and rewiring after summer renovations including additional speakers. This work was not identified on the drawings by engineers.                                                                                                                 |
| EC-016 | Synchronize existing fire alarm system.                                                         | \$8,510.20  | X |  | D    | X | The addition of new devices and melding of old devices led to synchronization problems which the Township required fixed within 30 days.                                                                                                                                                 |
| EC-017 | Re-feed electric power to 3 classrooms due to underground power being cut during demo.          | \$4,129.00  | X |  | A    | X | After demo of new gang toilets complete and prior to end of phase 1A completion, it was found that the power feed for the unit ventilators in the Phase 3 classroom were fed underground through the existing gang toilets being renovated. New power fed from new panels until Phase 3. |
| EC-018 | Re-feed existing emergency exit signs and emergency lighting in the gym and gym lobby           | \$2,722.72  | X |  | A, D | X | Power for emergency fixtures were run through demolished section and needed to be re-fed through the rest of the building and tied back into the emergency circuits per Township requirements.                                                                                           |
| EC-019 | Re-feed lighting circuit and switches for temporary Reading room (pit area).                    | \$5,482.14  | X |  | B    | X | Conduits, switches and wiring needed to re-feed temporary Reading Pit area were needed to be re-routed due to conflicts with ductwork and other ceiling utilities.                                                                                                                       |

|         |                                                                                                                 |             |   |  |      |   |   |                                                                                                                                                                                              |
|---------|-----------------------------------------------------------------------------------------------------------------|-------------|---|--|------|---|---|----------------------------------------------------------------------------------------------------------------------------------------------------------------------------------------------|
| EC-020  | Repair site lighting conduit and wiring dug up by GC during storm piping install.                               | \$1,371.85  | X |  | G    | X |   | Repair of site lighting circuit due to GC digging up circuit wiring and breaking. This will also be a credit from GC.                                                                        |
| EC-021  | Revise type of relay controllers per manufacturer for dimming control                                           | \$1,347.61  | X |  | B    | X |   | Wrong dimming control device numbers provided in specifications.                                                                                                                             |
| EC-022  | Install additional fire alarm devices as requested by East Goshen Township Code Official                        | \$6,319.00  | X |  | D    | X |   | East Goshen Township Code Official required additional fire alarm devices to be installed (3 horn/strobes, 5 smoke detectors, 2 FACP signs)                                                  |
| EC-023  | Install 2 additional smoke detectors in gym ductwork                                                            | \$3,128.00  | X |  | A, C | X |   | Two additional smoke detectors were required to be installed in the ducts for the gymnasium. The two specified and installed were not sufficient in the location as planned by the engineer. |
| EC-024  | Furnish and Install sound system in Instrumental Music room                                                     | \$16,030.00 | X |  | C    |   | X | Sound system for this room was omitted in the Contract Documents                                                                                                                             |
| EC-0025 | Furnish and install 3 additional fire alarms pulls                                                              | \$3,861.00  | X |  | D    | X |   | Township Code Official requested 3 additional fire alarm pull stations installed at the stairwells.                                                                                          |
| EC-026  | Additional emergency generator re-start costs                                                                   | \$1,044.52  | X |  | A    | X |   | Due to the natural gas line relocation in the mechanical room, the line needed to be purged at the emergency generator and restarted by the manufacturer.                                    |
| EC-027  | Replace lighting fixture damaged by sprinkler sub to Plumbing Contractor                                        | \$913.37    | X |  | F, G | X |   | Cost of the replacement fixture will be a backcharge to Plumbing Contractor.                                                                                                                 |
| EC-028  | Repair damaged UG lighting conduit and wiring                                                                   | \$1,912.66  | X |  | F, G | X |   | Cost of repair will be a backcharge to GC contract - was damaged by GC site work sub.                                                                                                        |
| EC-029  | Run new wires to light fixture in stair tower #2 where conduit was filled with grout by GC mason subcontractor. | \$947.79    | X |  | F, G | X |   | Cost to be a backcharge to GC contract.                                                                                                                                                      |
| EC-030  | Run new wires for fire alarm due to conduits filled in with mortar by GC mason subcontractor.                   | \$931.71    | X |  | F, G | X |   | Cost to be a backcharge to GC contract.                                                                                                                                                      |

|        |                                                                                                       |            |   |  |      |   |                                                                                                                                                                                                           |
|--------|-------------------------------------------------------------------------------------------------------|------------|---|--|------|---|-----------------------------------------------------------------------------------------------------------------------------------------------------------------------------------------------------------|
| EC-031 | Add outlet and conduit through floor and roof for emergency communications system installed by others | \$1,184.06 | X |  | F    | X | Township required an emergency communications amplification system to be installed after contract docs were bid. EC provided wiring sleeves and 120V duplex outlet for install of system by others.       |
| EC-032 | Replace light fixture damaged by leaking rainwater conductor.                                         | \$913.37   | X |  | F, G | X | Light fixture was damaged by water from leaking rainwater conductor installed by Plumbing Contractor that did not tighten connections. Cost to be a backcharge to Plumbing Contractor.                    |
| EC-033 | Troubleshoot and repair existing outlet.                                                              | \$229.48   | X |  | F    | X | Existing outlet in school was malfunctioning, asked EC to repair as it appeared it might have been part of Summer 2018 work - was found to be malfunctioning panel to be replaced summer 2020.            |
| EC-034 | Replace outlet and wiring damaged by steel install                                                    | \$483.71   | X |  | F    | X | Outlet appears to have been damaged during steel install but is unclear. Will determine later if backcharge is required.                                                                                  |
| EC-035 | Replace specified IT cabinet in second floor area B with larger one to fit switches                   | \$2,382.28 | X |  | B    | X | Specified cabinet was too small to hold district switches and required new larger cabinet. Also needed to be rewired as all connections had been terminated.                                              |
| EC-036 | Repair and replace conduits in gymnasium damaged by GC steel sub.                                     | \$939.49   | X |  | F, G | X | During install of steel supports in gym, some conduits were damaged and needed replaced. Cost to be a backcharge to GC.                                                                                   |
| EC-037 | Repair damaged lighting circuit.                                                                      | \$976.08   | X |  | F    | X | Light circuit was damaged after intall and needed repair. Could not ascertain party that did damage.                                                                                                      |
| EC-038 | Repair damaged wiring crushed by masonry work.                                                        | \$1,904.24 | X |  | F, G | X | Wires were crushed as mason drilled anchors from exterior. Reviewing work with architect to see if this should be a backcharge to GC.                                                                     |
| EC-039 | Repair door access control wiring damaged during demo and replacement of gym lobby ceiling.           | \$943.09   | X |  | F    | X | Wiring for door access control was cut during demo and replacement of ceiling in gym lobby. EC repaired.                                                                                                  |
| EC-040 | Relocate conduits in elevator control room.                                                           | \$1,485.04 | X |  | F, G | X | Prior to GC switch in elevator manufacturer requiring an elevator equipment room, conduits were run in that area. Due to change, conduits needed to be relocated per code. Cost to be a backcharge to GC. |



|        |                                                                                                                       |             |   |  |      |   |   |                                                                                                                                                                                |
|--------|-----------------------------------------------------------------------------------------------------------------------|-------------|---|--|------|---|---|--------------------------------------------------------------------------------------------------------------------------------------------------------------------------------|
| EC-041 | Provide and install additional electrical devices at elevator                                                         | \$2,013.87  | X |  | A, B | X |   | Due to GC change in elevator manufacturer from designed manufacturer, some additional devices needed to be installed.                                                          |
| EC-042 | Furnish and install emergency power contacts as required by EG Township                                               | \$8,109.75  | X |  | D    | X |   | Township required elevator to be on emergency power. As it is not a requirement everywhere, this work was not included by Architect in the Contract Docs.                      |
| EC-043 | Additional of electrical outlets on the window walls of the E-section classrooms                                      | \$3,014.00  | X |  | F    |   | X | Outlets requested by WCASD staff along the window wall that were to replace existing outlets not shown to be replaced in the Contract Docs.                                    |
| EC-044 | Furnish and install wiring for two (2) additional WIFI ports, teacher station and additional data line at Reading Lab | \$5,683.00  | X |  | F    | X |   | Additional interactive white board installed in Reading Lab as requested by EG staff and additional wifi ports run to provide max coverage at request of technology dept.      |
| EC-045 | Delete one light fixture at soffit at door V003, and add 2 surface mount fixtures at Kitchen canopy area.             | \$748.00    | X |  | F, G |   | X | Change in light fixture count at V003 and type of fixture at kitchen soffit to eliminate need for soffit removal to place specified fixtures.                                  |
| EC-046 | Add outlets and ceiling-mounted cord reels and additional 2 runs of data in Library due to adding Maker Space area.   | \$10,842.00 | X |  | F    | X |   | Due to the addition of Maker Space educational space in Librarys AFTER the design for East Goshen was bid, staff made changes to incorporate into final completion of Library. |
| EC-047 | Provide and install power circuit to door holders at door C005A.                                                      | \$2,134.00  | X |  | C    | X |   | Power for door holders to tie into fire alarm system that was not shown on Contract Docs.                                                                                      |
| EC-048 | Add Bluetooth compatibility to the sound systems in the Cafeteria and Gymnasium.                                      | \$1,450.00  | X |  | F    |   | X | Bluetooth functionality added to the sound systems of Cafeteria and Gymnasium to make systems easier for staff to use.                                                         |
| EC-049 | Add wiremold and cabling to room 107 for an interactive whiteboard in room.                                           | \$1,027.70  | X |  | F    | X |   | East Goshen staff requested addition of interactive white board to Room 107.                                                                                                   |
| EC-050 | Furnish and install six (6) additional smoke detectors in cafeteria and kitchen ductwork.                             | \$8,757.00  | X |  | D    | X |   | Additional smoke detectors in ductwork required due to change in code.                                                                                                         |

|        |                                                                                                                          |            |   |  |      |   |                                                                                                                                                                |
|--------|--------------------------------------------------------------------------------------------------------------------------|------------|---|--|------|---|----------------------------------------------------------------------------------------------------------------------------------------------------------------|
| EC-051 | Relocate two (2) electrical devices to above countertop as they were installed behind cabinetry in IT Office.            | \$229.56   | X |  | B    | X | Data and electrical outlet shown on wall behind cabinetry. EC installed and then moved to accommodate placement of cabinets.                                   |
| EC-052 | Provide analog connection to the specified intercom system to allow for District-wide communication through technology.  | \$1,398.00 | X |  | F    | X | Technology department requested analog connection to allow paging intercom connection to District servers for mass communication possibilities.                |
| EC-053 | Provide control conduit for stage chair lift.                                                                            | \$1,310.75 | X |  | C    | X | Engineer did not include control circuit for stage chair lift on the drawings.                                                                                 |
| EC-054 | Provide and install conduit and wire for new smoke duct detectors.                                                       | \$2,932.00 | X |  | C    | X | Additional smoke duct detectors were required by code and not on the contract drawings.                                                                        |
| EC-055 | Site pole lights needed to be removed, cut shorter and re-installed due to new lights didn't meet Township requirements. | \$4,875.68 | X |  | B    | X | Site lighting was approved at 25', however, a 30" concrete base and engineer-approved 25' fixture exceeded Township limits. Poles cut and reinstalled by EC.   |
| EC-056 | Add an outlet in the kitchen.                                                                                            | \$1,507.80 | X |  | F    | X | Additional outlet needed at secondary milk cooler not shown on drawings.                                                                                       |
| EC-057 | Add an additional breaker, conduit and wire to the convection oven.                                                      | \$4,720.95 | X |  | F    | X | Once the replacement kitchen equipment was approved, a change in the electrical needs required this additional work.                                           |
| EC-058 | Add wiremold and data to printer location in library.                                                                    | \$925.81   | X |  | C, F | X | A location for printers in the library was shown, however, no data was included in the contract docs. Installed as requested by staff to allow functional use. |
|        |                                                                                                                          |            |   |  |      |   |                                                                                                                                                                |
|        |                                                                                                                          |            |   |  |      |   |                                                                                                                                                                |
|        |                                                                                                                          |            |   |  |      |   |                                                                                                                                                                |
|        |                                                                                                                          |            |   |  |      |   |                                                                                                                                                                |
|        |                                                                                                                          |            |   |  |      |   |                                                                                                                                                                |

HVAC Contractor: JBM Mechanical

Original Contract: \$ 3,175,000.00  
 Change Orders to Date: \$ 26,334.53  
 Revised Contract: \$ 3,201,334.53

- A. Unforeseen Field Conditions
- B. Design Errors
- C. Design Omissions
- D. Changes Required by Public Bodies, Code Changes
- E. Contract Completion Date Changes
- F. Owner Requested Changes
- G. Staff Requested Credits, Backcharges

| Change Order Number | Issue                                                                                          | Cost/(Credit) | Approved |    | Change Order Type | Time Sensitive |    | Remarks                                                                                                                                                                                                                                  |
|---------------------|------------------------------------------------------------------------------------------------|---------------|----------|----|-------------------|----------------|----|------------------------------------------------------------------------------------------------------------------------------------------------------------------------------------------------------------------------------------------|
|                     |                                                                                                |               | Yes      | No |                   | Yes            | No |                                                                                                                                                                                                                                          |
| MC-001              | Relocate RTU-1 costs                                                                           | \$2,701.23    | X        |    | A                 | X              |    | Specified area for install of unit fell on an area where existing beams contained lead coating. In lieu of abating beams, the location was changed to miss the lead beams.                                                               |
| MC-002              | Equipment curbs in lieu of isolation rails                                                     | -\$4,750.00   | X        |    | G                 |                | X  | Standard equipment curbs were used instead isolation rails. Credit for cheaper method provided.                                                                                                                                          |
| MC-003              | Provide and install new curb for library exhaust fan                                           | \$731.33      | X        |    | A, F              |                | X  | Existing curb was found to be inadequate for new fan replacing existing.                                                                                                                                                                 |
| MC-004              | Additional crane charge for GC removal and roofing area not ready when delivery was scheduled. | \$1,954.92    | X        |    | F, G              |                | X  | Mechanical Contractor had chiller scheduled for delivery and due to GC removal from project could not set on roof area which had not been installed. Craned to ground at delivery.                                                       |
| MC-005              | Add valves to better isolate HVAC equipment                                                    | \$20,488.98   | X        |    | C, F              |                | X  | To better isolate HVAC equipment so as not to drain down systems to replace pieces, additional valving was requested by staff.                                                                                                           |
| MC-006              | Change of installed work required due to change of elevator manufacturer                       | \$1,032.55    | X        |    | F                 |                | X  | Due to the GC changing elevator manufacturers 7 months into the project, MC work performed based on basis of design manufacturer was already installed. This work required re-work due to change and will be backcharged to GC contract. |
| MC-007              | Install heat detector and tie in fan controls to kitchen exhaust fan                           | \$3,175.49    | X        |    | C, D              |                | X  | Control wiring, fire detector, and run/stop switch need to be installed to provide adequate protection in case of fire.                                                                                                                  |
| MC-008              | Change in glycol/water percentage in the chilled water system.                                 | \$1,000.03    | X        |    | F                 |                | X  | After consultation with engineer and contractor, it was decided it would be best to increase glycol percentage from 20% to 25%. Cost is for increased material cost only.                                                                |

Plumbing Contractor: JR Reynolds, Inc.

Original Contract: \$ 1,127,200.00  
 Change Orders to Date: \$ 51,079.00  
 Revised Contract: \$ 1,178,279.00

- A. Unforeseen Field Conditions
- B. Design Errors
- C. Design Omissions
- D. Changes Required by Public Bodies, Code Changes
- E. Contract Completion Date Changes
- F. Owner Requested Changes
- G. Staff Requested Credits, Backcharges

| Change Order Number | Issue                                                                                                      | Cost/(Credit) | Approved |    | Change Order Type | Time Sensitive |    | Remarks                                                                                                                                                                                       |
|---------------------|------------------------------------------------------------------------------------------------------------|---------------|----------|----|-------------------|----------------|----|-----------------------------------------------------------------------------------------------------------------------------------------------------------------------------------------------|
|                     |                                                                                                            |               | Yes      | No |                   | Yes            | No |                                                                                                                                                                                               |
| PC-001              | Re-route existing Kindergarten room sink drain.                                                            | \$3,185.00    | X        |    | A                 | X              |    | During summer renovations it was found the existing sink drain went through the gang toilets being demolished. Sink drain needed to be re-routed and vent cleared.                            |
| PC-002              | Re-route existing RWC at Area A/B new addition.                                                            | \$6,282.00    | X        |    | A                 | X              |    | Existing RWC was found to be run inside chase where new column is to be installed. New overhead line through tie-in underground to be installed.                                              |
| PC-003              | Repair UG sanitary in B section                                                                            | \$8,193.00    | X        |    | A                 | X              |    | Existing drawings did not accurately represent the location of the underground sewer. Was not being used in summer, then partially demoed. Was replaced as was existing and needed to remain. |
| PC-004              | Repair pipes broken by GC (sub)                                                                            | \$1,786.00    | x        |    | F                 | X              |    | This will be a credit against the GC contract.                                                                                                                                                |
| PC-005              | Repair broken and buried plumbing lines damaged by GC sub                                                  | \$1,763.00    | X        |    | F                 | X              |    | This will be a credit against the GC contract.                                                                                                                                                |
| PC-006              | Provide additional ball valves on domestic lines in toilet room 113A                                       | \$428.00      | X        |    | F                 | X              |    | Adding the extra valves will allow for ease of replacement fixtures in the future. Valves not shown on original contract drawings - added by staff.                                           |
| PC-007              | Raise 3 drains in the 2ng floor B gang toilet rooms                                                        | \$688.00      | X        |    | F                 | X              |    | The drains were buried in concrete by the GC pour of the slab and needed to be raised. This will be a credit against the GC contract.                                                         |
| PC-008              | Relocate plumbing piping and fixtures to allow for duct in plumbing chase first floor to second in area 1B | \$5,590.00    | X        |    | B                 | X              |    | As designed, the ductwork required for exhaust and the fixture plumbing piping could not fit within the same chase. Plumbing piping needed to be modified to make both work.                  |

|        |                                                                                           |             |   |  |   |   |                                                                                                                                                                   |
|--------|-------------------------------------------------------------------------------------------|-------------|---|--|---|---|-------------------------------------------------------------------------------------------------------------------------------------------------------------------|
| PC-009 | Deduct cost for light fixture damaged by PC's sprinkler sub.                              | -\$913.37   | X |  | G | X | Sprinkler sub dropped a piece of pipe on light fixture during course of work. EC replaced fixture with new.                                                       |
| PC-010 | Deduct cost of replacing light fixture damaged by water from rain water conductor piping. | \$913.37    | X |  | G | X | A rain water conductor installed in classroom 202 was not tightened properly and leaked into the light. Water-damaged light was replaced by EC.                   |
| PC-011 | Remove wall hydrant and cap line at existing art room exterior wall.                      | \$373.00    | X |  | A | X | Existing wall hydrant was damaged and leaking and made unnecessary by new in same general vicinity. PC to remove and cap piping.                                  |
| PC-012 | Replace elevator sump discharge piping removed by GC's elevator installer.                | \$1,080.00  | X |  | G | X | PC's pipe was cut away while GC's elevator installer installed elevator. Pipe had to be reinstalled. Cost will be backcharged to GC.                              |
| PC-013 | Install new sink with sideplash in kitchen per CC Health Dept.                            | \$428.00    | X |  | D | X | Once CCHD reviewed the contract docs, they requested hand washing sink with backsplash guard be provided. PC cost to provide and install.                         |
| PC-014 | Provide sink and UG tie in for new sink in Library Maker Space area                       | \$11,961.00 | X |  | F | X | New library design now includes Maker space area. This design was completed prior to that addition to Ed Specs. Sink added and drain line connected for sanitary. |
| PC-015 | Add 2 floor sinks for kitchen serving line to drain.                                      | \$9,322.00  | X |  | C | X | Drains for the serving line were not included in the bid documents.                                                                                               |
|        |                                                                                           |             |   |  |   |   |                                                                                                                                                                   |
|        |                                                                                           |             |   |  |   |   |                                                                                                                                                                   |
|        |                                                                                           |             |   |  |   |   |                                                                                                                                                                   |
|        |                                                                                           |             |   |  |   |   |                                                                                                                                                                   |
|        |                                                                                           |             |   |  |   |   |                                                                                                                                                                   |
|        |                                                                                           |             |   |  |   |   |                                                                                                                                                                   |
|        |                                                                                           |             |   |  |   |   |                                                                                                                                                                   |

## West Chester Area School District

### Property and Finance Committee

Memo Item for October 26, 2020

### Change Orders – Construction of Greystone Elementary School

Attached is the spreadsheet which identifies change orders that were needed to complete the construction of Greystone Elementary School. All of these change orders were approved by District personnel due to their time sensitivity.

|        |                                                                                                                            |              |
|--------|----------------------------------------------------------------------------------------------------------------------------|--------------|
| GC-005 | Revise framing along Column line C9 between 5 and 7.                                                                       | \$2,914.00   |
| GC-006 | Add address number to exterior of building per Township requirements.                                                      | \$975.26     |
| GC-007 | Add acoustical panels to walls in gym/cafeteria multi-purpose room to reduce sound noise.                                  | \$17,540.00  |
| GC-008 | Revisions to steel for HVAC contractor substituted roof equipment.                                                         | \$6,079.00   |
| GC-009 | Provide and Install additional five (5) hopper windows in various 2nd floor locations and relocate others around building. | \$8,846.00   |
| GC-010 | Revisions to library roof steel.                                                                                           | \$5,241.00   |
| GC-011 | Change in color of windows and storefront per WCASD request                                                                | \$8,033.00   |
| GC-012 | Changes due to removing chase walls from classroom 210 to increase instructional space and move to upper cafeteria wall.   | \$10,842.00  |
| GC-013 | Revisions to whiteboard sizes, additional tack wall panels.                                                                | \$13,842.00  |
| GC-014 | Steel changes at column line 6 and hip roof framing change.                                                                | \$7,416.00   |
| EC-002 | Additional charge to widen ductbank separation between electrical lines and communication conduits per engineer.           | \$18,203.00  |
| EC-003 | Delete 47 Type M fixtures.                                                                                                 | -\$12,928.00 |
| MC-002 | Credit for GC changes due to mechanical equipment change.                                                                  | -\$6,079.00  |
| MC-003 | Credit due to change in type of mechanical roof curbs.                                                                     | -\$21,000.00 |
| MC-004 | Credit for change in chiller size                                                                                          | -\$9,600.00  |

|        |                                                         |            |
|--------|---------------------------------------------------------|------------|
| PC-002 | Changes to kitchen triple bowl sink                     | \$4,507.99 |
| SC-002 | Connect existing Storm sewer pipe to manhole #8.        | \$2,420.00 |
| SC-003 | Reimburse contractor for install fee for propane tanks. | \$1,295.39 |
| SC-004 | Add anti-buoyancy blocks to propane tanks               | \$5,284.00 |
| RC-002 | Provide and install snow guards at entrance canopy      | \$1,800.75 |

If you have any questions, please contact me.

Kevin H. Campbell  
*Director of Facilities and Operations*  
 West Chester Area School District  
 October 8, 2020

| New Greystone ES 2021<br>Contingency Tabulation |    |             |
|-------------------------------------------------|----|-------------|
| Beginning Contingency Balance <sup>1</sup>      | \$ | 707,868.00  |
| GC COs approved to date                         | \$ | 118,471.26  |
| EC COs approved to date                         | \$ | 5,275.00    |
| HVAC COs approved to date                       | \$ | (36,679.00) |
| PC COs approved to date                         | \$ | 4,507.99    |
| SW COs approved to date                         | \$ | 8,999.39    |
| Roofing COs approved to date                    | \$ | 1,800.75    |
| Sprinkler COs approved to date                  | \$ | -           |
| Remaining Contingency Balance <sup>2</sup>      | \$ | 605,492.61  |

<sup>1</sup> Contingency was established at 3% of the construction budget.

<sup>2</sup> Balance as of 9-30-2020



General Contractor: Sha-Nic, Inc.

Original Contract: \$ 10,490,000.00  
 Change Orders to Date: \$ 118,471.26  
 Revised Contract: \$ 10,608,471.26

- A. Unforeseen Field Conditions
- B. Design Errors
- C. Design Omissions
- D. Changes Required by Public Bodies, Code Changes
- E. Contract Completion Date Changes
- F. Owner Requested Changes
- G. Staff Requested Credits, Backcharges

| Change Order Number | Issue                                                                                         | Cost/(Credit) | Approved |    | Change Order Type | Time Sensitive |    | Remarks                                                                                                                                                                                                  |
|---------------------|-----------------------------------------------------------------------------------------------|---------------|----------|----|-------------------|----------------|----|----------------------------------------------------------------------------------------------------------------------------------------------------------------------------------------------------------|
|                     |                                                                                               |               | Yes      | No |                   | Yes            | No |                                                                                                                                                                                                          |
| GC-001              | Thirty-two (32) calendar day Time Extension                                                   | \$0.00        | X        |    | D                 |                | X  | Due to delays in obtaining an approval from the DEP, work could not begin onsite until District-counsel convinced the DEP it was not needed. This resulted in a delay of approximately 32 calendar days. |
| GC-002              | Install quartz tile flooring in lieu of VCT in several rooms including the multi-purpose room | \$18,906.00   | X        |    | F                 |                | X  | Quartz tile has a higher compressive strength and requires less cleaning services. Staff believes the additional cost will lead to flooring lasting longer and reduced custodial costs.                  |
| GC-003              | Upgrade hallway flooring to premium LVT with diamond technology.                              | \$15,486.00   | X        |    | F                 |                | X  | This new flooring with diamond technology is a stronger and longer lasting flooring, plus comes with a reduced custodial cost.                                                                           |
| GC-004              | Steel modifications required during shop drawing review.                                      | \$2,351.00    | X        |    | B                 |                | X  | Design modifications to the steel structure were required to the original contract documents based on the GC's steel sub's review of the docs.                                                           |
| GC-005              | Revise framing along Column line C9 between 5 and 7.                                          | \$2,914.00    | X        |    | B                 |                | X  | Design modification required to change from masonry block to clod-formed framing due to weight concerns on structure below - there is no beam below what was to be masonry to support.                   |
| GC-006              | Add address number to exterior of building per Township requirements.                         | \$975.26      | X        |    | D                 |                | X  | Townships have started requiring a number address prominently displayed on buildings. Change to add "1195" to exterior of school in 16" cast aluminum letters.                                           |
| GC-007              | Add acoustical panels to walls in gym/cafeteria multi-purpose room to reduce sound noise.     | \$17,540.00   |          | X  | C                 |                | X  | Sound reducing wall panels were omitted from the drawings in the multi-purpose room housing gym and cafeteria.                                                                                           |

|        |                                                                                                                            |             |   |  |      |   |   |                                                                                                                                                                                                                    |
|--------|----------------------------------------------------------------------------------------------------------------------------|-------------|---|--|------|---|---|--------------------------------------------------------------------------------------------------------------------------------------------------------------------------------------------------------------------|
| GC-008 | Revisions to steel for HVAC contractor substituted roof equipment.                                                         | \$6,079.00  | X |  | F    | X |   | HVAC contractor used a different manufacturer of rooftop HVAC equipment which required roof steel to be modified by the GC. Cost is being submitted to HVAC contractor to pay per contract.                        |
| GC-009 | Provide and Install additional five (5) hopper windows in various 2nd floor locations and relocate others around building. | \$8,846.00  | X |  | B    | X |   | Architect did not show any opening hopper windows in classrooms on second floor rooms. Staff rearranged windows and added five so that each classroom had at least one hopper window to open.                      |
| GC-010 | Revisions to library roof steel.                                                                                           | \$5,241.00  | X |  | B, C | X |   | Architect/Engineer did not adequately show roof steel needed at library.                                                                                                                                           |
| GC-011 | Change in color of windows and storefront per WCASD request                                                                | \$8,033.00  | X |  | F    | X |   | Color was added to windows to make look more like the existing surrounding area architecture.                                                                                                                      |
| GC-012 | Changes due to removing chase walls from classroom 210 to increase instructional space and move to upper cafeteria wall.   | \$10,842.00 | X |  | B, F |   | X | After coordination of work, the two chases inside room 210 needed to get larger. Rather than take additional instructional space in 210, chases were moved to upper cafeteria walls where it would have no affect. |
| GC-013 | Revisions to whiteboard sizes, additional tack wall panels.                                                                | \$13,842.00 | X |  | C, F |   | X | Whiteboards at projector locations were revised to meet district standard and added additional tackboard at those walls. Additionally, a few were added that were missed by Contract Drawings.                     |
| GC-014 | Steel changes at column line 6 and hip roof framing change.                                                                | \$7,416.00  | A |  | B, C | X |   | Steel needed to be added and framing needed to be changed due to bad architectural dimensions, and missing steel.                                                                                                  |
|        |                                                                                                                            |             |   |  |      |   |   |                                                                                                                                                                                                                    |
|        |                                                                                                                            |             |   |  |      |   |   |                                                                                                                                                                                                                    |
|        |                                                                                                                            |             |   |  |      |   |   |                                                                                                                                                                                                                    |
|        |                                                                                                                            |             |   |  |      |   |   |                                                                                                                                                                                                                    |

Electrical Contractor: The Farfield Company

Original Contract: \$ 2,838,000.00  
 Change Orders to Date: \$ 5,275.00  
 Revised Contract: \$ 2,843,275.00

- A. Unforeseen Field Conditions
- B. Design Errors
- C. Design Omissions
- D. Changes Required by Public Bodies, Code Changes
- E. Contract Completion Date Changes
- F. Owner Requested Changes
- G. Staff Requested Credits, Backcharges

| Change Order Number | Issue                                                                                                            | Cost/(Credit) | Approved |    | Change Order Type | Time Sensitive |    | Remarks                                                                                                                                                                                                  |
|---------------------|------------------------------------------------------------------------------------------------------------------|---------------|----------|----|-------------------|----------------|----|----------------------------------------------------------------------------------------------------------------------------------------------------------------------------------------------------------|
|                     |                                                                                                                  |               | Yes      | No |                   | Yes            | No |                                                                                                                                                                                                          |
| EC-001              | Thirty-two (32) calendar day Time Extension                                                                      | \$0.00        | X        |    | D                 | X              |    | Due to delays in obtaining an approval from the DEP, work could not begin onsite until District-counsel convinced the DEP it was not needed. This resulted in a delay of approximately 32 calendar days. |
| EC-002              | Additional charge to widen ductbank separation between electrical lines and communication conduits per engineer. | \$18,203.00   | X        |    | B, D              | X              |    | Engineer did not include separation of conduits on drawings per PECO standard.                                                                                                                           |
| EC-003              | Delete 47 Type M fixtures.                                                                                       | -\$12,928.00  | X        |    | G                 |                | X  | Type M fixtures were deemed not necessary by staff and a credit amount was approved by staff from EC.                                                                                                    |
|                     |                                                                                                                  |               |          |    |                   |                |    |                                                                                                                                                                                                          |
|                     |                                                                                                                  |               |          |    |                   |                |    |                                                                                                                                                                                                          |
|                     |                                                                                                                  |               |          |    |                   |                |    |                                                                                                                                                                                                          |
|                     |                                                                                                                  |               |          |    |                   |                |    |                                                                                                                                                                                                          |
|                     |                                                                                                                  |               |          |    |                   |                |    |                                                                                                                                                                                                          |
|                     |                                                                                                                  |               |          |    |                   |                |    |                                                                                                                                                                                                          |
|                     |                                                                                                                  |               |          |    |                   |                |    |                                                                                                                                                                                                          |
|                     |                                                                                                                  |               |          |    |                   |                |    |                                                                                                                                                                                                          |
|                     |                                                                                                                  |               |          |    |                   |                |    |                                                                                                                                                                                                          |
|                     |                                                                                                                  |               |          |    |                   |                |    |                                                                                                                                                                                                          |
|                     |                                                                                                                  |               |          |    |                   |                |    |                                                                                                                                                                                                          |
|                     |                                                                                                                  |               |          |    |                   |                |    |                                                                                                                                                                                                          |
|                     |                                                                                                                  |               |          |    |                   |                |    |                                                                                                                                                                                                          |
|                     |                                                                                                                  |               |          |    |                   |                |    |                                                                                                                                                                                                          |
|                     |                                                                                                                  |               |          |    |                   |                |    |                                                                                                                                                                                                          |
|                     |                                                                                                                  |               |          |    |                   |                |    |                                                                                                                                                                                                          |
|                     |                                                                                                                  |               |          |    |                   |                |    |                                                                                                                                                                                                          |

HVAC Contractor: JBM Mechanical

Original Contract: \$ 3,388,000.00  
 Change Orders to Date: \$ (36,679.00)  
 Revised Contract: \$ 3,351,321.00

- A. Unforeseen Field Conditions
- B. Design Errors
- C. Design Omissions
- D. Changes Required by Public Bodies, Code Changes
- E. Contract Completion Date Changes
- F. Owner Requested Changes
- G. Staff Requested Credits, Backcharges

| Change Order Number | Issue                                                     | Cost/(Credit) | Approved |    | Change Order Type | Time Sensitive |    | Remarks                                                                                                                                                                                                  |
|---------------------|-----------------------------------------------------------|---------------|----------|----|-------------------|----------------|----|----------------------------------------------------------------------------------------------------------------------------------------------------------------------------------------------------------|
|                     |                                                           |               | Yes      | No |                   | Yes            | No |                                                                                                                                                                                                          |
| MC-001              | Thirty-two (32) calendar day Time Extension               | \$0.00        | X        |    | D                 | X              |    | Due to delays in obtaining an approval from the DEP, work could not begin onsite until District-counsel convinced the DEP it was not needed. This resulted in a delay of approximately 32 calendar days. |
| MC-002              | Credit for GC changes due to mechanical equipment change. | -\$6,079.00   | X        |    | G                 |                | X  | Due to substituted mechanical equipment at roof, GC needed to revise steel at roof. Backcharge to MC for GC changes.                                                                                     |
| MC-003              | Credit due to change in type of mechanical roof curbs.    | -\$21,000.00  | X        |    | G                 | X              |    | Specified curbs changed to normal curbs and provided a cost savings.                                                                                                                                     |
| MC-004              | Credit for change in chiller size                         | -\$9,600.00   | X        |    | G                 |                | X  | Chiller size was slightly changed from specified chiller by request of MC - WCASD asked for credit to allow.                                                                                             |
|                     |                                                           |               |          |    |                   |                |    |                                                                                                                                                                                                          |
|                     |                                                           |               |          |    |                   |                |    |                                                                                                                                                                                                          |
|                     |                                                           |               |          |    |                   |                |    |                                                                                                                                                                                                          |
|                     |                                                           |               |          |    |                   |                |    |                                                                                                                                                                                                          |
|                     |                                                           |               |          |    |                   |                |    |                                                                                                                                                                                                          |
|                     |                                                           |               |          |    |                   |                |    |                                                                                                                                                                                                          |
|                     |                                                           |               |          |    |                   |                |    |                                                                                                                                                                                                          |
|                     |                                                           |               |          |    |                   |                |    |                                                                                                                                                                                                          |
|                     |                                                           |               |          |    |                   |                |    |                                                                                                                                                                                                          |
|                     |                                                           |               |          |    |                   |                |    |                                                                                                                                                                                                          |
|                     |                                                           |               |          |    |                   |                |    |                                                                                                                                                                                                          |
|                     |                                                           |               |          |    |                   |                |    |                                                                                                                                                                                                          |
|                     |                                                           |               |          |    |                   |                |    |                                                                                                                                                                                                          |
|                     |                                                           |               |          |    |                   |                |    |                                                                                                                                                                                                          |
|                     |                                                           |               |          |    |                   |                |    |                                                                                                                                                                                                          |
|                     |                                                           |               |          |    |                   |                |    |                                                                                                                                                                                                          |
|                     |                                                           |               |          |    |                   |                |    |                                                                                                                                                                                                          |
|                     |                                                           |               |          |    |                   |                |    |                                                                                                                                                                                                          |
|                     |                                                           |               |          |    |                   |                |    |                                                                                                                                                                                                          |
|                     |                                                           |               |          |    |                   |                |    |                                                                                                                                                                                                          |
|                     |                                                           |               |          |    |                   |                |    |                                                                                                                                                                                                          |

Plumbing Contractor: Vision Mechanical

Original Contract: \$ 963,282.00  
 Change Orders to Date: \$ 4,507.99  
 Revised Contract: \$ 967,789.99

- A. Unforeseen Field Conditions
- B. Design Errors
- C. Design Omissions
- D. Changes Required by Public Bodies, Code Changes
- E. Contract Completion Date Changes
- F. Owner Requested Changes
- G. Staff Requested Credits, Backcharges

| Change Order Number | Issue                                       | Cost/(Credit) | Approved |    | Change Order Type | Time Sensitive |    | Remarks                                                                                                                                                                                                  |
|---------------------|---------------------------------------------|---------------|----------|----|-------------------|----------------|----|----------------------------------------------------------------------------------------------------------------------------------------------------------------------------------------------------------|
|                     |                                             |               | Yes      | No |                   | Yes            | No |                                                                                                                                                                                                          |
| PC-001              | Thirty-two (32) calendar day Time Extension | \$0.00        | X        |    | D                 | X              |    | Due to delays in obtaining an approval from the DEP, work could not begin onsite until District-counsel convinced the DEP it was not needed. This resulted in a delay of approximately 32 calendar days. |
| PC-002              | Changes to kitchen triple bowl sink         | \$4,507.99    | X        |    | F                 |                | X  | Triple bowl sink in kitchen to include deeper basins and additional faucet to meet kitchen vendors requests.                                                                                             |
|                     |                                             |               |          |    |                   |                |    |                                                                                                                                                                                                          |
|                     |                                             |               |          |    |                   |                |    |                                                                                                                                                                                                          |
|                     |                                             |               |          |    |                   |                |    |                                                                                                                                                                                                          |
|                     |                                             |               |          |    |                   |                |    |                                                                                                                                                                                                          |
|                     |                                             |               |          |    |                   |                |    |                                                                                                                                                                                                          |
|                     |                                             |               |          |    |                   |                |    |                                                                                                                                                                                                          |
|                     |                                             |               |          |    |                   |                |    |                                                                                                                                                                                                          |
|                     |                                             |               |          |    |                   |                |    |                                                                                                                                                                                                          |
|                     |                                             |               |          |    |                   |                |    |                                                                                                                                                                                                          |
|                     |                                             |               |          |    |                   |                |    |                                                                                                                                                                                                          |
|                     |                                             |               |          |    |                   |                |    |                                                                                                                                                                                                          |
|                     |                                             |               |          |    |                   |                |    |                                                                                                                                                                                                          |
|                     |                                             |               |          |    |                   |                |    |                                                                                                                                                                                                          |
|                     |                                             |               |          |    |                   |                |    |                                                                                                                                                                                                          |
|                     |                                             |               |          |    |                   |                |    |                                                                                                                                                                                                          |
|                     |                                             |               |          |    |                   |                |    |                                                                                                                                                                                                          |
|                     |                                             |               |          |    |                   |                |    |                                                                                                                                                                                                          |
|                     |                                             |               |          |    |                   |                |    |                                                                                                                                                                                                          |
|                     |                                             |               |          |    |                   |                |    |                                                                                                                                                                                                          |
|                     |                                             |               |          |    |                   |                |    |                                                                                                                                                                                                          |
|                     |                                             |               |          |    |                   |                |    |                                                                                                                                                                                                          |
|                     |                                             |               |          |    |                   |                |    |                                                                                                                                                                                                          |
|                     |                                             |               |          |    |                   |                |    |                                                                                                                                                                                                          |
|                     |                                             |               |          |    |                   |                |    |                                                                                                                                                                                                          |
|                     |                                             |               |          |    |                   |                |    |                                                                                                                                                                                                          |

Sitework Contractor: Watts Services

Original Contract: \$ 3,500,000.00  
 Change Orders to Date: \$ 8,999.39  
 Revised Contract: \$ 3,508,999.39

- A. Unforeseen Field Conditions
- B. Design Errors
- C. Design Omissions
- D. Changes Required by Public Bodies, Code Changes
- E. Contract Completion Date Changes
- F. Owner Requested Changes
- G. Staff Requested Credits, Backcharges

| Change Order Number | Issue                                                   | Cost/(Credit) | Approved |    | Change Order Type | Time Sensitive |    | Remarks                                                                                                                                                                                                  |
|---------------------|---------------------------------------------------------|---------------|----------|----|-------------------|----------------|----|----------------------------------------------------------------------------------------------------------------------------------------------------------------------------------------------------------|
|                     |                                                         |               | Yes      | No |                   | Yes            | No |                                                                                                                                                                                                          |
| SC-001              | Thirty-two (32) calendar day Time Extension             | \$0.00        | X        |    | D                 | X              |    | Due to delays in obtaining an approval from the DEP, work could not begin onsite until District-counsel convinced the DEP it was not needed. This resulted in a delay of approximately 32 calendar days. |
| SC-002              | Connect existing Storm sewer pipe to manhole #8.        | \$ 2,420.00   | X        |    | A                 | X              |    | Existing storm sewer was not connected to old manhole being replaced as some on contract docs. Existing pipe needed to be intersected then run to new manhole.                                           |
| SC-003              | Reimburse contractor for install fee for propane tanks. | \$ 1,295.39   | X        |    | F                 | X              |    | WCASD purchased propane tanks direct from vendor. Site Contractor to install. L & I approval to install needed by SC with fee. Not included in contract for SC to pay.                                   |
| SC-004              | Add anti-buoyancy blocks to propane tanks               | \$ 5,284.00   | X        |    | A                 | X              |    | Installed area has a small potential to succumb to groundwater and could displace tanks - concrete anti-buoyancy blocks added to tanks to alleviate concern.                                             |
|                     |                                                         |               |          |    |                   |                |    |                                                                                                                                                                                                          |
|                     |                                                         |               |          |    |                   |                |    |                                                                                                                                                                                                          |
|                     |                                                         |               |          |    |                   |                |    |                                                                                                                                                                                                          |
|                     |                                                         |               |          |    |                   |                |    |                                                                                                                                                                                                          |
|                     |                                                         |               |          |    |                   |                |    |                                                                                                                                                                                                          |
|                     |                                                         |               |          |    |                   |                |    |                                                                                                                                                                                                          |
|                     |                                                         |               |          |    |                   |                |    |                                                                                                                                                                                                          |
|                     |                                                         |               |          |    |                   |                |    |                                                                                                                                                                                                          |
|                     |                                                         |               |          |    |                   |                |    |                                                                                                                                                                                                          |
|                     |                                                         |               |          |    |                   |                |    |                                                                                                                                                                                                          |
|                     |                                                         |               |          |    |                   |                |    |                                                                                                                                                                                                          |
|                     |                                                         |               |          |    |                   |                |    |                                                                                                                                                                                                          |

Roofing Contractor: Garland/DBS, Inc.

Original Contract: \$ 1,966,988.00  
Change Orders to Date: \$ 1,800.75  
Revised Contract: \$ 1,968,788.75

- A. Unforeseen Field Conditions
- B. Design Errors
- C. Design Omissions
- D. Changes Required by Public Bodies, Code Changes
- E. Contract Completion Date Changes
- F. Owner Requested Changes
- G. Staff Requested Credits, Backcharges

| Change Order Number | Issue                                              | Cost/(Credit) | Approved |    | Change Order Type | Time Sensitive |    | Remarks                                                                                                                                                                                                  |
|---------------------|----------------------------------------------------|---------------|----------|----|-------------------|----------------|----|----------------------------------------------------------------------------------------------------------------------------------------------------------------------------------------------------------|
|                     |                                                    |               | Yes      | No |                   | Yes            | No |                                                                                                                                                                                                          |
| RC-001              | Thirty-two (32) calendar day Time Extension        | \$0.00        | X        |    | D                 | X              |    | Due to delays in obtaining an approval from the DEP, work could not begin onsite until District-counsel convinced the DEP it was not needed. This resulted in a delay of approximately 32 calendar days. |
| RC-002              | Provide and install snow guards at entrance canopy | \$1,800.75    |          | X  | C                 |                | X  | Snow guards were omitted at the entrance canopy and should have been included in contract docs.                                                                                                          |
|                     |                                                    |               |          |    |                   |                |    |                                                                                                                                                                                                          |
|                     |                                                    |               |          |    |                   |                |    |                                                                                                                                                                                                          |
|                     |                                                    |               |          |    |                   |                |    |                                                                                                                                                                                                          |
|                     |                                                    |               |          |    |                   |                |    |                                                                                                                                                                                                          |
|                     |                                                    |               |          |    |                   |                |    |                                                                                                                                                                                                          |
|                     |                                                    |               |          |    |                   |                |    |                                                                                                                                                                                                          |
|                     |                                                    |               |          |    |                   |                |    |                                                                                                                                                                                                          |
|                     |                                                    |               |          |    |                   |                |    |                                                                                                                                                                                                          |
|                     |                                                    |               |          |    |                   |                |    |                                                                                                                                                                                                          |
|                     |                                                    |               |          |    |                   |                |    |                                                                                                                                                                                                          |
|                     |                                                    |               |          |    |                   |                |    |                                                                                                                                                                                                          |
|                     |                                                    |               |          |    |                   |                |    |                                                                                                                                                                                                          |
|                     |                                                    |               |          |    |                   |                |    |                                                                                                                                                                                                          |
|                     |                                                    |               |          |    |                   |                |    |                                                                                                                                                                                                          |
|                     |                                                    |               |          |    |                   |                |    |                                                                                                                                                                                                          |
|                     |                                                    |               |          |    |                   |                |    |                                                                                                                                                                                                          |
|                     |                                                    |               |          |    |                   |                |    |                                                                                                                                                                                                          |
|                     |                                                    |               |          |    |                   |                |    |                                                                                                                                                                                                          |
|                     |                                                    |               |          |    |                   |                |    |                                                                                                                                                                                                          |
|                     |                                                    |               |          |    |                   |                |    |                                                                                                                                                                                                          |
|                     |                                                    |               |          |    |                   |                |    |                                                                                                                                                                                                          |
|                     |                                                    |               |          |    |                   |                |    |                                                                                                                                                                                                          |
|                     |                                                    |               |          |    |                   |                |    |                                                                                                                                                                                                          |
|                     |                                                    |               |          |    |                   |                |    |                                                                                                                                                                                                          |
|                     |                                                    |               |          |    |                   |                |    |                                                                                                                                                                                                          |
|                     |                                                    |               |          |    |                   |                |    |                                                                                                                                                                                                          |
|                     |                                                    |               |          |    |                   |                |    |                                                                                                                                                                                                          |
|                     |                                                    |               |          |    |                   |                |    |                                                                                                                                                                                                          |

WEST CHESTER AREA SCHOOL DISTRICT

**Property & Finance Committee**

**MEMO ITEM FOR 10/26/20**

**Approval of 2019-20 Budget Transfers**

Budgetary transfers are required to comply with Section 609 of the Pennsylvania School Code. These transfers have been requested by District Principals and Administrators.

An electronic copy of all transfers for 2019-20 will be included in the 10-26-20 Property and Finance Committee consent packet.

*Approval of 2019-20 Budget Transfers will be included on the Consent Agenda for the Property & Finance Committee ACTION ITEMS at the 10/26/20 Board meeting.*

John T. Scully  
Director of Business Affairs  
10/7/20



## Budget Transfers By Period

| Journal Entry Number | Date Entered | Operator | Account Code | Transaction Amount | Transaction Description   |
|----------------------|--------------|----------|--------------|--------------------|---------------------------|
| 1                    | 06/29/2020   | jzoretic | 610          | (\$19.90)          | TRANSFER TO COVER PHONE   |
|                      | 06/29/2020   | jzoretic | 530          | \$19.90            | TRANSFER TO COVER PHONE   |
| <b>1</b>             |              |          |              | <b>\$0.00</b>      |                           |
| 20000033             | 07/02/2019   | lteodoro | 580          | (\$242.00)         | INCORRECT YEAR            |
|                      | 07/02/2019   | lteodoro | 811          | \$242.00           | INCORRECT YEAR            |
| <b>20000033</b>      |              |          |              | <b>\$0.00</b>      |                           |
| 20000048             | 07/08/2019   | cdoran   | 430          | (\$522.00)         | COVER SOCCER SHORTS       |
|                      | 07/08/2019   | cdoran   | 610          | \$522.00           | COVER SOCCER SHORTS       |
| <b>20000048</b>      |              |          |              | <b>\$0.00</b>      |                           |
| 20000049             | 07/08/2019   | lgoldste | 610          | \$50.00            | COVER PAINT FOR RM 251    |
|                      | 07/08/2019   | lgoldste | 650          | (\$50.00)          | COVER PAINT FOR RM 251    |
| <b>20000049</b>      |              |          |              | <b>\$0.00</b>      |                           |
| 20000050             | 07/08/2019   | lgoldste | 610          | (\$50.00)          | REVERSE TFR DONE IN ERROR |
|                      | 07/08/2019   | lgoldste | 610          | \$50.00            | REVERSE TFR DONE IN ERROR |
| <b>20000050</b>      |              |          |              | <b>\$0.00</b>      |                           |
| 20000052             | 07/08/2019   | lgoldste | 610          | (\$50.00)          | REVERSE TFR DONE IN ERROR |
|                      | 07/08/2019   | lgoldste | 650          | \$50.00            | REVERSE TFR DONE IN ERROR |
| <b>20000052</b>      |              |          |              | <b>\$0.00</b>      |                           |
| 20000110             | 07/31/2019   | tmbaxter | 610          | (\$2.00)           |                           |
|                      | 07/31/2019   | tmbaxter | 610          | \$2.00             |                           |
| <b>20000110</b>      |              |          |              | <b>\$0.00</b>      |                           |
| 20000125             | 08/28/2019   | pcattin  | 610          | (\$200.00)         | COVER OVERAGE             |
|                      | 08/28/2019   | pcattin  | 635          | \$200.00           | COVER OVERAGE             |
| <b>20000125</b>      |              |          |              | <b>\$0.00</b>      |                           |
| 20000126             | 09/03/2019   | nkelly   | 324          | (\$2,000.00)       | COVER SHORTAGE            |
|                      | 09/03/2019   | nkelly   | 580          | \$2,000.00         | COVER SHORTAGE            |
|                      | 09/03/2019   | nkelly   | 324          | (\$2,000.00)       | COVER SHORTAGE            |
|                      | 09/03/2019   | nkelly   | 610          | \$2,000.00         | COVER SHORTAGE            |
| <b>20000126</b>      |              |          |              | <b>\$0.00</b>      |                           |
| 20000127             | 09/06/2019   | sjones1  | 610          | (\$36.61)          |                           |
|                      | 09/06/2019   | sjones1  | 610          | \$36.61            |                           |
| <b>20000127</b>      |              |          |              | <b>\$0.00</b>      |                           |
| 20000133             | 09/25/2019   | jmatthew | 580          | \$242.00           | UNDO XFER MADE IN ERROR   |
|                      | 09/25/2019   | jmatthew | 811          | (\$242.00)         | UNDO XFER MADE IN ERROR   |
|                      | 09/25/2019   | jmatthew | 430          | \$522.00           | UNDO XFER MADE IN ERROR   |
|                      | 09/25/2019   | jmatthew | 610          | (\$522.00)         | UNDO XFER MADE IN ERROR   |
|                      | 09/25/2019   | jmatthew | 610          | \$2.00             | UNDO XFER MADE IN ERROR   |
|                      | 09/25/2019   | jmatthew | 610          | (\$2.00)           | UNDO XFER MADE IN ERROR   |
| <b>20000133</b>      |              |          |              | <b>\$0.00</b>      |                           |
| 20000134             | 09/25/2019   | jmatthew | 610          | \$200.00           | UNDO XFER MADE IN ERROR   |
|                      | 09/25/2019   | jmatthew | 635          | (\$200.00)         | UNDO XFER MADE IN ERROR   |
| <b>20000134</b>      |              |          |              | <b>\$0.00</b>      |                           |

## Budget Transfers By Period

| Journal Entry Number | Date Entered | Operator | Account Code | Transaction Amount | Transaction Description |
|----------------------|--------------|----------|--------------|--------------------|-------------------------|
| 20000135             | 09/25/2019   | jmatthew | 324          | \$2,000.00         | UNDO XFER MADE IN ERROR |
|                      | 09/25/2019   | jmatthew | 324          | \$2,000.00         | UNDO XFER MADE IN ERROR |
|                      | 09/25/2019   | jmatthew | 580          | (\$2,000.00)       | UNDO XFER MADE IN ERROR |
|                      | 09/25/2019   | jmatthew | 610          | (\$2,000.00)       | UNDO XFER MADE IN ERROR |
|                      | 09/25/2019   | jmatthew | 610          | (\$36.61)          | UNDO XFER MADE IN ERROR |
|                      | 09/25/2019   | jmatthew | 610          | \$36.61            | UNDO XFER MADE IN ERROR |
| <b>20000135</b>      |              |          |              | <b>\$0.00</b>      |                         |
| 20000136             | 09/25/2019   | jmatthew | 324          | (\$2,000.00)       | WRONG PERIOD            |
|                      | 09/25/2019   | jmatthew | 324          | (\$2,000.00)       | WRONG PERIOD            |
|                      | 09/25/2019   | jmatthew | 580          | \$2,000.00         | WRONG PERIOD            |
|                      | 09/25/2019   | jmatthew | 610          | \$2,000.00         | WRONG PERIOD            |
|                      | 09/25/2019   | jmatthew | 610          | \$36.61            | WRONG PERIOD            |
|                      | 09/25/2019   | jmatthew | 610          | (\$36.61)          | WRONG PERIOD            |
| <b>20000136</b>      |              |          |              | <b>\$0.00</b>      |                         |
| 20000137             | 09/25/2019   | jmatthew | 324          | \$2,000.00         | UNDO XFER DONE IN ERROR |
|                      | 09/25/2019   | jmatthew | 324          | \$2,000.00         | UNDO XFER DONE IN ERROR |
|                      | 09/25/2019   | jmatthew | 580          | (\$2,000.00)       | UNDO XFER DONE IN ERROR |
|                      | 09/25/2019   | jmatthew | 610          | (\$2,000.00)       | UNDO XFER DONE IN ERROR |
|                      | 09/25/2019   | jmatthew | 610          | (\$36.61)          | UNDO XFER DONE IN ERROR |
|                      | 09/25/2019   | jmatthew | 610          | \$36.61            | UNDO XFER DONE IN ERROR |
| <b>20000137</b>      |              |          |              | <b>\$0.00</b>      |                         |
| 20000139             | 10/01/2019   | jmatthew | 840          | (\$5,465,384.00)   | BUDGETARY RES XFER      |
|                      | 10/01/2019   | jmatthew | 350          | \$424,565.00       | BUDGETARY RES XFER      |
|                      | 10/01/2019   | jmatthew | 315          | \$220,182.00       | BUDGETARY RES XFER      |
|                      | 10/01/2019   | jmatthew | 562          | \$755,563.00       | BUDGETARY RES XFER      |
|                      | 10/01/2019   | jmatthew | 562          | \$443,744.00       | BUDGETARY RES XFER      |
|                      | 10/01/2019   | jmatthew | 330          | \$70,000.00        | BUDGETARY RES XFER      |
|                      | 10/01/2019   | jmatthew | 323          | \$148,520.00       | BUDGETARY RES XFER      |
|                      | 10/01/2019   | jmatthew | 330          | \$189,777.00       | BUDGETARY RES XFER      |
|                      | 10/01/2019   | jmatthew | 323          | \$148,520.00       | BUDGETARY RES XFER      |
|                      | 10/01/2019   | jmatthew | 323          | \$13,212.00        | BUDGETARY RES XFER      |
|                      | 10/01/2019   | jmatthew | 302          | \$376,529.00       | BUDGETARY RES XFER      |
|                      | 10/01/2019   | jmatthew | 567          | \$274,299.00       | BUDGETARY RES XFER      |
|                      | 10/01/2019   | jmatthew | 302          | \$119,151.00       | BUDGETARY RES XFER      |
|                      | 10/01/2019   | jmatthew | 211          | \$1,626,883.00     | BUDGETARY RES XFER      |
|                      | 10/01/2019   | jmatthew | 212          | \$72,161.00        | BUDGETARY RES XFER      |
|                      | 10/01/2019   | jmatthew | 215          | \$6,957.00         | BUDGETARY RES XFER      |
| 10/01/2019           | jmatthew     | 216      | \$575,321.00 | BUDGETARY RES XFER |                         |
| <b>20000139</b>      |              |          |              | <b>\$0.00</b>      |                         |
| 20000140             | 10/01/2019   | jmatthew | 123          | (\$10,000.00)      | MOVE COMP PLAN TO 978   |
|                      | 10/01/2019   | jmatthew | 123          | \$10,000.00        | MOVE COMP PLAN TO 978   |
|                      | 10/01/2019   | jmatthew | 220          | (\$759.00)         | MOVE COMP PLAN TO 978   |

## Budget Transfers By Period

| Journal Entry Number | Date Entered | Operator | Account Code | Transaction Amount | Transaction Description |
|----------------------|--------------|----------|--------------|--------------------|-------------------------|
| 20000140             | 10/01/2019   | jmatthew | 220          | \$759.00           | MOVE COMP PLAN TO 978   |
|                      | 10/01/2019   | jmatthew | 230          | (\$3,243.00)       | MOVE COMP PLAN TO 978   |
|                      | 10/01/2019   | jmatthew | 230          | \$3,243.00         | MOVE COMP PLAN TO 978   |
| <b>20000140</b>      |              |          |              | <b>\$0.00</b>      |                         |
| 20000141             | 10/01/2019   | pcattin  | 811          | (\$450.00)         | COVER OVERAGE           |
|                      | 10/01/2019   | pcattin  | 610          | \$450.00           | COVER OVERAGE           |
| <b>20000141</b>      |              |          |              | <b>\$0.00</b>      |                         |
| 20000142             | 10/01/2019   | pcattin  | 550          | (\$105.00)         | COVER OVERAGE           |
|                      | 10/01/2019   | pcattin  | 810          | \$105.00           | COVER OVERAGE           |
| <b>20000142</b>      |              |          |              | <b>\$0.00</b>      |                         |
| 20000143             | 10/01/2019   | pcattin  | 315          | (\$3,060.03)       | COVER OVERAGE           |
|                      | 10/01/2019   | pcattin  | 610          | \$3,060.03         | COVER OVERAGE           |
|                      | 10/01/2019   | pcattin  | 315          | (\$155.80)         | COVER OVERAGE           |
|                      | 10/01/2019   | pcattin  | 635          | \$155.80           | COVER OVERAGE           |
| <b>20000143</b>      |              |          |              | <b>\$0.00</b>      |                         |
| 20000144             | 10/01/2019   | kpatters | 610          | (\$28.00)          | COVER NEG BALANCE       |
|                      | 10/01/2019   | kpatters | 610          | \$28.00            | COVER NEG BALANCE       |
| <b>20000144</b>      |              |          |              | <b>\$0.00</b>      |                         |
| 20000145             | 10/01/2019   | pcattin  | 315          | (\$2,000.00)       | COVER OVERAGE           |
|                      | 10/01/2019   | pcattin  | 123          | \$2,000.00         | COVER OVERAGE           |
| <b>20000145</b>      |              |          |              | <b>\$0.00</b>      |                         |
| 20000146             | 10/01/2019   | pcattin  | 610          | (\$9,317.50)       | COVER OVERAGE           |
|                      | 10/01/2019   | pcattin  | 640          | \$9,317.50         | COVER OVERAGE           |
|                      | 10/01/2019   | pcattin  | 610          | (\$1,194.00)       | COVER OVERAGE           |
|                      | 10/01/2019   | pcattin  | 650          | \$1,194.00         | COVER OVERAGE           |
|                      | 10/01/2019   | pcattin  | 610          | (\$127.05)         | COVER OVERAGE           |
|                      | 10/01/2019   | pcattin  | 635          | \$127.05           | COVER OVERAGE           |
| <b>20000146</b>      |              |          |              | <b>\$0.00</b>      |                         |
| 20000147             | 10/01/2019   | pcattin  | 610          | (\$3,772.07)       | COVER OVERAGE           |
|                      | 10/01/2019   | pcattin  | 640          | \$3,772.07         | COVER OVERAGE           |
|                      | 10/01/2019   | pcattin  | 610          | (\$372.61)         | COVER OVERAGE           |
|                      | 10/01/2019   | pcattin  | 581          | \$372.61           | COVER OVERAGE           |
| <b>20000147</b>      |              |          |              | <b>\$0.00</b>      |                         |
| 20000148             | 10/01/2019   | pcattin  | 315          | (\$550.00)         | COVER OVERAGE           |
|                      | 10/01/2019   | pcattin  | 323          | \$550.00           | COVER OVERAGE           |
| <b>20000148</b>      |              |          |              | <b>\$0.00</b>      |                         |
| 20000149             | 10/01/2019   | pcattin  | 610          | (\$146.21)         | COVER OVERAGE           |
|                      | 10/01/2019   | pcattin  | 635          | \$146.21           | COVER OVERAGE           |
| <b>20000149</b>      |              |          |              | <b>\$0.00</b>      |                         |
| 20000150             | 10/01/2019   | pcattin  | 762          | (\$41,995.00)      | COVER OVERAGE           |
|                      | 10/01/2019   | pcattin  | 610          | \$41,995.00        | COVER OVERAGE           |

## Budget Transfers By Period

| Journal Entry Number | Date Entered | Operator | Account Code | Transaction Amount | Transaction Description |
|----------------------|--------------|----------|--------------|--------------------|-------------------------|
| 20000150             | 10/01/2019   | pcattin  | 762          | (\$494.37)         | COVER OVERAGE           |
|                      | 10/01/2019   | pcattin  | 640          | \$494.37           | COVER OVERAGE           |
| <b>20000150</b>      |              |          |              | <b>\$0.00</b>      |                         |
| 20000151             | 10/01/2019   | pcattin  | 650          | (\$1,320.00)       | COVER OVERAGE           |
|                      | 10/01/2019   | pcattin  | 324          | \$1,320.00         | COVER OVERAGE           |
|                      | 10/01/2019   | pcattin  | 580          | (\$1,400.00)       | COVER OVERAGE           |
|                      | 10/01/2019   | pcattin  | 324          | \$1,400.00         | COVER OVERAGE           |
|                      | 10/01/2019   | pcattin  | 315          | (\$69.18)          | COVER OVERAGE           |
|                      | 10/01/2019   | pcattin  | 123          | \$69.18            | COVER OVERAGE           |
| <b>20000151</b>      |              |          |              | <b>\$0.00</b>      |                         |
| 20000152             | 10/01/2019   | cdoran   | 123          | (\$250.00)         | COVER OVERAGE           |
|                      | 10/01/2019   | cdoran   | 610          | \$250.00           | COVER OVERAGE           |
| <b>20000152</b>      |              |          |              | <b>\$0.00</b>      |                         |
| 20000153             | 10/01/2019   | pcattin  | 550          | (\$138.00)         | COVER OVERAGE           |
|                      | 10/01/2019   | pcattin  | 811          | \$138.00           | COVER OVERAGE           |
| <b>20000153</b>      |              |          |              | <b>\$0.00</b>      |                         |
| 20000154             | 10/01/2019   | cdoran   | 640          | (\$310.00)         | COVER OVERAGE           |
|                      | 10/01/2019   | cdoran   | 610          | \$310.00           | COVER OVERAGE           |
| <b>20000154</b>      |              |          |              | <b>\$0.00</b>      |                         |
| 20000155             | 10/01/2019   | pcattin  | 315          | (\$500.00)         | COVER OVERAGE           |
|                      | 10/01/2019   | pcattin  | 123          | \$500.00           | COVER OVERAGE           |
| <b>20000155</b>      |              |          |              | <b>\$0.00</b>      |                         |
| 20000156             | 10/01/2019   | pcattin  | 640          | (\$17,637.16)      | COVER OVERAGE           |
|                      | 10/01/2019   | pcattin  | 610          | \$17,637.16        | COVER OVERAGE           |
| <b>20000156</b>      |              |          |              | <b>\$0.00</b>      |                         |
| 20000157             | 10/01/2019   | cdoran   | 610          | (\$1,137.31)       | COVER OVERAGE           |
|                      | 10/01/2019   | cdoran   | 640          | \$1,137.31         | COVER OVERAGE           |
| <b>20000157</b>      |              |          |              | <b>\$0.00</b>      |                         |
| 20000158             | 10/01/2019   | pcattin  | 640          | (\$17,009.00)      | COVER OVERAGE           |
|                      | 10/01/2019   | pcattin  | 650          | \$17,009.00        | COVER OVERAGE           |
| <b>20000158</b>      |              |          |              | <b>\$0.00</b>      |                         |
| 20000159             | 10/01/2019   | cdoran   | 550          | (\$172.00)         | COVER OVERAGE           |
|                      | 10/01/2019   | cdoran   | 550          | \$172.00           | COVER OVERAGE           |
| <b>20000159</b>      |              |          |              | <b>\$0.00</b>      |                         |
| 20000160             | 10/01/2019   | cdoran   | 153          | (\$200.00)         | COVER OVERAGE           |
|                      | 10/01/2019   | cdoran   | 153          | \$200.00           | COVER OVERAGE           |
| <b>20000160</b>      |              |          |              | <b>\$0.00</b>      |                         |
| 20000161             | 10/01/2019   | pcattin  | 650          | (\$3,116.00)       | COVER OVERAGE           |
|                      | 10/01/2019   | pcattin  | 324          | \$3,116.00         | COVER OVERAGE           |
|                      | 10/01/2019   | pcattin  | 650          | (\$1,829.00)       | COVER OVERAGE           |
|                      | 10/01/2019   | pcattin  | 513          | \$1,829.00         | COVER OVERAGE           |
| <b>20000161</b>      |              |          |              | <b>\$0.00</b>      |                         |

## Budget Transfers By Period

| Journal Entry Number | Date Entered | Operator | Account Code | Transaction Amount | Transaction Description |
|----------------------|--------------|----------|--------------|--------------------|-------------------------|
| 20000162             | 10/01/2019   | cdoran   | 324          | (\$142.89)         | COVER OVERAGE           |
|                      | 10/01/2019   | cdoran   | 581          | \$142.89           | COVER OVERAGE           |
| <b>20000162</b>      |              |          |              | <b>\$0.00</b>      |                         |
| 20000163             | 10/01/2019   | pcattin  | 610          | (\$118.55)         | COVER OVERAGE           |
|                      | 10/01/2019   | pcattin  | 635          | \$118.55           | COVER OVERAGE           |
|                      | 10/01/2019   | pcattin  | 610          | (\$599.80)         | COVER OVERAGE           |
|                      | 10/01/2019   | pcattin  | 640          | \$599.80           | COVER OVERAGE           |
| <b>20000163</b>      |              |          |              | <b>\$0.00</b>      |                         |
| 20000164             | 10/01/2019   | cdoran   | 550          | (\$500.00)         | COVER PRINTING          |
|                      | 10/01/2019   | cdoran   | 550          | \$500.00           | COVER PRINTING          |
| <b>20000164</b>      |              |          |              | <b>\$0.00</b>      |                         |
| 20000165             | 10/01/2019   | kpatters | 610          | (\$65.00)          | COVER NEG BALANCE       |
|                      | 10/01/2019   | kpatters | 810          | \$65.00            | COVER NEG BALANCE       |
| <b>20000165</b>      |              |          |              | <b>\$0.00</b>      |                         |
| 20000168             | 10/01/2019   | jzoretic | 610          | (\$300.00)         | TO CLEAN UP ACCOUNT     |
|                      | 10/01/2019   | jzoretic | 580          | \$300.00           | TO CLEAN UP ACCOUNT     |
| <b>20000168</b>      |              |          |              | <b>\$0.00</b>      |                         |
| 20000169             | 10/01/2019   | smaxhime | 640          | (\$1,000.00)       | COVER NEGATIVE BALANCE  |
|                      | 10/01/2019   | smaxhime | 610          | \$1,000.00         | COVER NEGATIVE BALANCE  |
| <b>20000169</b>      |              |          |              | <b>\$0.00</b>      |                         |
| 20000170             | 10/01/2019   | smaxhime | 153          | (\$40.00)          | COVER NEGATIVE BALANCE  |
|                      | 10/01/2019   | smaxhime | 153          | \$40.00            | COVER NEGATIVE BALANCE  |
| <b>20000170</b>      |              |          |              | <b>\$0.00</b>      |                         |
| 20000171             | 10/01/2019   | smaxhime | 610          | (\$40.00)          | COVER NEGATIVE BALANCE  |
|                      | 10/01/2019   | smaxhime | 610          | \$40.00            | COVER NEGATIVE BALANCE  |
| <b>20000171</b>      |              |          |              | <b>\$0.00</b>      |                         |
| 20000172             | 10/01/2019   | bgiallor | 758          | (\$6,500.00)       | NEG BAL                 |
|                      | 10/01/2019   | bgiallor | 650          | \$6,500.00         | NEG BAL                 |
| <b>20000172</b>      |              |          |              | <b>\$0.00</b>      |                         |
| 20000173             | 10/01/2019   | bgiallor | 323          | (\$4,000.00)       | NEG BAL                 |
|                      | 10/01/2019   | bgiallor | 650          | \$4,000.00         | NEG BAL                 |
| <b>20000173</b>      |              |          |              | <b>\$0.00</b>      |                         |
| 20000174             | 10/01/2019   | bgiallor | 811          | (\$150.00)         | NEG BAL                 |
|                      | 10/01/2019   | bgiallor | 635          | \$150.00           | NEG BAL                 |
| <b>20000174</b>      |              |          |              | <b>\$0.00</b>      |                         |
| 20000175             | 10/01/2019   | bgiallor | 323          | (\$3,900.00)       | NEG BAL                 |
|                      | 10/01/2019   | bgiallor | 430          | \$3,900.00         | NEG BAL                 |
| <b>20000175</b>      |              |          |              | <b>\$0.00</b>      |                         |
| 20000176             | 10/01/2019   | bgiallor | 323          | (\$2,300.00)       | NEG BAL                 |
|                      | 10/01/2019   | bgiallor | 610          | \$2,300.00         | NEG BAL                 |
| <b>20000176</b>      |              |          |              | <b>\$0.00</b>      |                         |

## Budget Transfers By Period

| Journal Entry Number | Date Entered | Operator | Account Code | Transaction Amount | Transaction Description |
|----------------------|--------------|----------|--------------|--------------------|-------------------------|
| 20000177             | 10/01/2019   | bgiallor | 650          | (\$10,300.00)      | NEG BAL                 |
|                      | 10/01/2019   | bgiallor | 610          | \$10,300.00        | NEG BAL                 |
| <b>20000177</b>      |              |          |              | <b>\$0.00</b>      |                         |
| 20000178             | 10/01/2019   | bgiallor | 810          | (\$2,600.00)       | NEG BAL                 |
|                      | 10/01/2019   | bgiallor | 430          | \$2,600.00         | NEG BAL                 |
| <b>20000178</b>      |              |          |              | <b>\$0.00</b>      |                         |
| 20000179             | 10/01/2019   | bgiallor | 810          | (\$250.00)         | NEG BAL                 |
|                      | 10/01/2019   | bgiallor | 315          | \$250.00           | NEG BAL                 |
| <b>20000179</b>      |              |          |              | <b>\$0.00</b>      |                         |
| 20000180             | 10/01/2019   | bgiallor | 810          | (\$150.00)         | NEG BAL                 |
|                      | 10/01/2019   | bgiallor | 430          | \$150.00           | NEG BAL                 |
| <b>20000180</b>      |              |          |              | <b>\$0.00</b>      |                         |
| 20000181             | 10/01/2019   | bgiallor | 513          | (\$1,000.00)       | NEG BAL                 |
|                      | 10/01/2019   | bgiallor | 811          | \$1,000.00         | NEG BAL                 |
| <b>20000181</b>      |              |          |              | <b>\$0.00</b>      |                         |
| 20000182             | 10/01/2019   | bgiallor | 580          | (\$1,500.00)       | NEG BAL                 |
|                      | 10/01/2019   | bgiallor | 811          | \$1,500.00         | NEG BAL                 |
| <b>20000182</b>      |              |          |              | <b>\$0.00</b>      |                         |
| 20000183             | 10/01/2019   | bgiallor | 762          | (\$1,634.00)       | NEG BAL                 |
|                      | 10/01/2019   | bgiallor | 811          | \$1,634.00         | NEG BAL                 |
| <b>20000183</b>      |              |          |              | <b>\$0.00</b>      |                         |
| 20000184             | 10/01/2019   | bgiallor | 430          | (\$6.00)           | NEG BAL                 |
|                      | 10/01/2019   | bgiallor | 811          | \$6.00             | NEG BAL                 |
| <b>20000184</b>      |              |          |              | <b>\$0.00</b>      |                         |
| 20000185             | 10/01/2019   | bgiallor | 650          | (\$28,100.00)      | NEG BAL                 |
|                      | 10/01/2019   | bgiallor | 650          | \$28,100.00        | NEG BAL                 |
| <b>20000185</b>      |              |          |              | <b>\$0.00</b>      |                         |
| 20000186             | 10/01/2019   | bgiallor | 650          | (\$3,500.00)       | NEG BAL                 |
|                      | 10/01/2019   | bgiallor | 640          | \$3,500.00         | NEG BAL                 |
| <b>20000186</b>      |              |          |              | <b>\$0.00</b>      |                         |
| 20000187             | 10/01/2019   | cdoran   | 810          | (\$200.00)         | COVER OVERAGE           |
|                      | 10/01/2019   | cdoran   | 610          | \$200.00           | COVER OVERAGE           |
| <b>20000187</b>      |              |          |              | <b>\$0.00</b>      |                         |
| 20000188             | 10/01/2019   | bgiallor | 640          | (\$400.00)         | NEG BAL                 |
|                      | 10/01/2019   | bgiallor | 650          | \$400.00           | NEG BAL                 |
| <b>20000188</b>      |              |          |              | <b>\$0.00</b>      |                         |
| 20000189             | 10/01/2019   | bgiallor | 640          | (\$2,500.00)       | NEG BAL                 |
|                      | 10/01/2019   | bgiallor | 610          | \$2,500.00         | NEG BAL                 |
| <b>20000189</b>      |              |          |              | <b>\$0.00</b>      |                         |
| 20000190             | 10/01/2019   | bgiallor | 640          | (\$1,900.00)       | NEG BAL                 |
|                      | 10/01/2019   | bgiallor | 640          | \$1,900.00         | NEG BAL                 |
| <b>20000190</b>      |              |          |              | <b>\$0.00</b>      |                         |

## Budget Transfers By Period

| Journal Entry Number | Date Entered | Operator | Account Code | Transaction Amount | Transaction Description |
|----------------------|--------------|----------|--------------|--------------------|-------------------------|
| 20000191             | 10/01/2019   | cdoran   | 430          | (\$1,078.00)       | COVER VOLLEYBALL BSN    |
|                      | 10/01/2019   | cdoran   | 610          | \$1,078.00         | COVER VOLLEYBALL BSN    |
| <b>20000191</b>      |              |          |              | <b>\$0.00</b>      |                         |
| 20000192             | 10/01/2019   | bgiallor | 323          | (\$4,000.00)       | NEG BAL                 |
|                      | 10/01/2019   | bgiallor | 430          | \$4,000.00         | NEG BAL                 |
| <b>20000192</b>      |              |          |              | <b>\$0.00</b>      |                         |
| 20000193             | 10/01/2019   | bgiallor | 513          | (\$700.00)         | NEG BAL                 |
|                      | 10/01/2019   | bgiallor | 430          | \$700.00           | NEG BAL                 |
| <b>20000193</b>      |              |          |              | <b>\$0.00</b>      |                         |
| 20000194             | 10/01/2019   | bgiallor | 315          | (\$200.00)         | NEG BAL                 |
|                      | 10/01/2019   | bgiallor | 430          | \$200.00           | NEG BAL                 |
| <b>20000194</b>      |              |          |              | <b>\$0.00</b>      |                         |
| 20000195             | 10/01/2019   | bgiallor | 811          | (\$570.00)         | NEG BAL                 |
|                      | 10/01/2019   | bgiallor | 610          | \$570.00           | NEG BAL                 |
| <b>20000195</b>      |              |          |              | <b>\$0.00</b>      |                         |
| 20000196             | 10/01/2019   | bgiallor | 810          | (\$1,000.00)       | NEG BAL                 |
|                      | 10/01/2019   | bgiallor | 610          | \$1,000.00         | NEG BAL                 |
| <b>20000196</b>      |              |          |              | <b>\$0.00</b>      |                         |
| 20000197             | 10/01/2019   | bgiallor | 610          | (\$16,420.00)      | NEG BAL                 |
|                      | 10/01/2019   | bgiallor | 610          | \$16,420.00        | NEG BAL                 |
| <b>20000197</b>      |              |          |              | <b>\$0.00</b>      |                         |
| 20000198             | 10/01/2019   | sroyal   | 430          | (\$50.00)          |                         |
|                      | 10/01/2019   | sroyal   | 650          | \$50.00            |                         |
| <b>20000198</b>      |              |          |              | <b>\$0.00</b>      |                         |
| 20000199             | 10/02/2019   | sroyal   | 330          | (\$6,000.00)       |                         |
|                      | 10/02/2019   | sroyal   | 430          | \$6,000.00         |                         |
| <b>20000199</b>      |              |          |              | <b>\$0.00</b>      |                         |
| 20000200             | 10/02/2019   | nkelly   | 550          | (\$600.00)         | COVER SHORTAGE          |
|                      | 10/02/2019   | nkelly   | 580          | \$600.00           | COVER SHORTAGE          |
|                      | 10/02/2019   | nkelly   | 329          | (\$2,000.00)       | COVER SHORTAGE          |
|                      | 10/02/2019   | nkelly   | 610          | \$2,000.00         | COVER SHORTAGE          |
| <b>20000200</b>      |              |          |              | <b>\$0.00</b>      |                         |
| 20000201             | 10/02/2019   | bgiallor | 580          | (\$15.00)          | NEG BAL                 |
|                      | 10/02/2019   | bgiallor | 610          | \$15.00            | NEG BAL                 |
| <b>20000201</b>      |              |          |              | <b>\$0.00</b>      |                         |
| 20000202             | 10/02/2019   | bgiallor | 580          | (\$25.00)          | NEG BAL                 |
|                      | 10/02/2019   | bgiallor | 635          | \$25.00            | NEG BAL                 |
| <b>20000202</b>      |              |          |              | <b>\$0.00</b>      |                         |
| 20000203             | 10/02/2019   | bgiallor | 580          | (\$1,100.00)       | NEG BAL                 |
|                      | 10/02/2019   | bgiallor | 640          | \$1,100.00         | NEG BAL                 |
| <b>20000203</b>      |              |          |              | <b>\$0.00</b>      |                         |

## Budget Transfers By Period

| Journal Entry Number | Date Entered | Operator | Account Code | Transaction Amount | Transaction Description |
|----------------------|--------------|----------|--------------|--------------------|-------------------------|
| 20000204             | 10/02/2019   | bgiallor | 580          | (\$502.00)         | NEG BAL                 |
|                      | 10/02/2019   | bgiallor | 811          | \$502.00           | NEG BAL                 |
| <b>20000204</b>      |              |          |              | <b>\$0.00</b>      |                         |
| 20000205             | 10/02/2019   | bgiallor | 580          | (\$750.00)         | NEG BAL                 |
|                      | 10/02/2019   | bgiallor | 581          | \$750.00           | NEG BAL                 |
| <b>20000205</b>      |              |          |              | <b>\$0.00</b>      |                         |
| 20000206             | 10/02/2019   | bgiallor | 610          | (\$500.00)         | NEG BAL                 |
|                      | 10/02/2019   | bgiallor | 123          | \$500.00           | NEG BAL                 |
| <b>20000206</b>      |              |          |              | <b>\$0.00</b>      |                         |
| 20000207             | 10/02/2019   | bgiallor | 610          | (\$500.00)         | NEG BAL                 |
|                      | 10/02/2019   | bgiallor | 315          | \$500.00           | NEG BAL                 |
| <b>20000207</b>      |              |          |              | <b>\$0.00</b>      |                         |
| 20000208             | 10/02/2019   | bgiallor | 610          | (\$100.00)         | NEG BAL                 |
|                      | 10/02/2019   | bgiallor | 581          | \$100.00           | NEG BAL                 |
| <b>20000208</b>      |              |          |              | <b>\$0.00</b>      |                         |
| 20000209             | 10/02/2019   | bgiallor | 123          | (\$5,000.00)       | NEG BAL                 |
|                      | 10/02/2019   | bgiallor | 324          | \$5,000.00         | NEG BAL                 |
| <b>20000209</b>      |              |          |              | <b>\$0.00</b>      |                         |
| 20000210             | 10/02/2019   | bgiallor | 123          | (\$3,400.00)       | NEG BAL                 |
|                      | 10/02/2019   | bgiallor | 581          | \$3,400.00         | NEG BAL                 |
| <b>20000210</b>      |              |          |              | <b>\$0.00</b>      |                         |
| 20000211             | 10/02/2019   | bgiallor | 324          | (\$40.00)          | NEG BAL                 |
|                      | 10/02/2019   | bgiallor | 580          | \$40.00            | NEG BAL                 |
| <b>20000211</b>      |              |          |              | <b>\$0.00</b>      |                         |
| 20000212             | 10/02/2019   | bgiallor | 811          | (\$100.00)         | NEG BAL                 |
|                      | 10/02/2019   | bgiallor | 123          | \$100.00           | NEG BAL                 |
| <b>20000212</b>      |              |          |              | <b>\$0.00</b>      |                         |
| 20000213             | 10/02/2019   | bgiallor | 811          | (\$100.00)         | NEG BAL                 |
|                      | 10/02/2019   | bgiallor | 324          | \$100.00           | NEG BAL                 |
| <b>20000213</b>      |              |          |              | <b>\$0.00</b>      |                         |
| 20000214             | 10/02/2019   | bgiallor | 811          | (\$50.00)          | NEG BAL                 |
|                      | 10/02/2019   | bgiallor | 581          | \$50.00            | NEG BAL                 |
| <b>20000214</b>      |              |          |              | <b>\$0.00</b>      |                         |
| 20000215             | 10/02/2019   | bgiallor | 610          | (\$5,000.00)       | NEG BAL                 |
|                      | 10/02/2019   | bgiallor | 640          | \$5,000.00         | NEG BAL                 |
| <b>20000215</b>      |              |          |              | <b>\$0.00</b>      |                         |
| 20000216             | 10/02/2019   | bgiallor | 610          | (\$9,000.00)       | NEG BAL                 |
|                      | 10/02/2019   | bgiallor | 640          | \$9,000.00         | NEG BAL                 |
| <b>20000216</b>      |              |          |              | <b>\$0.00</b>      |                         |
| 20000217             | 10/02/2019   | bgiallor | 811          | (\$750.00)         | NEG BAL                 |
|                      | 10/02/2019   | bgiallor | 640          | \$750.00           | NEG BAL                 |
| <b>20000217</b>      |              |          |              | <b>\$0.00</b>      |                         |



## Budget Transfers By Period

| Journal Entry Number | Date Entered | Operator | Account Code | Transaction Amount | Transaction Description |
|----------------------|--------------|----------|--------------|--------------------|-------------------------|
| 20000218             | 10/02/2019   | mpitt    | 811          | (\$348.44)         | BALANCE NEG ACCT        |
|                      | 10/02/2019   | mpitt    | 610          | \$348.44           | BALANCE NEG ACCT        |
| <b>20000218</b>      |              |          |              | <b>\$0.00</b>      |                         |
| 20000219             | 10/02/2019   | bgiallor | 610          | (\$15.00)          | NEG BAL                 |
|                      | 10/02/2019   | bgiallor | 640          | \$15.00            | NEG BAL                 |
| <b>20000219</b>      |              |          |              | <b>\$0.00</b>      |                         |
| 20000220             | 10/02/2019   | mpitt    | 811          | (\$201.56)         | BALANCE ACCT            |
|                      | 10/02/2019   | mpitt    | 153          | \$201.56           | BALANCE ACCT            |
| <b>20000220</b>      |              |          |              | <b>\$0.00</b>      |                         |
| 20000221             | 10/02/2019   | cdoran   | 610          | (\$237.93)         | COVER OVERAGE ART       |
|                      | 10/02/2019   | cdoran   | 610          | \$237.93           | COVER OVERAGE ART       |
| <b>20000221</b>      |              |          |              | <b>\$0.00</b>      |                         |
| 20000222             | 10/02/2019   | mpitt    | 811          | (\$50.00)          | BALANCE ACCT            |
|                      | 10/02/2019   | mpitt    | 153          | \$50.00            | BALANCE ACCT            |
| <b>20000222</b>      |              |          |              | <b>\$0.00</b>      |                         |
| 20000223             | 10/02/2019   | mpitt    | 610          | (\$709.25)         | BALANCE NEG ACCT        |
|                      | 10/02/2019   | mpitt    | 610          | \$709.25           | BALANCE NEG ACCT        |
| <b>20000223</b>      |              |          |              | <b>\$0.00</b>      |                         |
| 20000225             | 10/02/2019   | mpitt    | 610          | (\$489.00)         | BALANCE NEG ACCT        |
|                      | 10/02/2019   | mpitt    | 610          | \$489.00           | BALANCE NEG ACCT        |
| <b>20000225</b>      |              |          |              | <b>\$0.00</b>      |                         |
| 20000227             | 10/02/2019   | bgiallor | 610          | (\$450.00)         | NEG BAL                 |
|                      | 10/02/2019   | bgiallor | 324          | \$450.00           | NEG BAL                 |
| <b>20000227</b>      |              |          |              | <b>\$0.00</b>      |                         |
| 20000228             | 10/02/2019   | bgiallor | 811          | (\$800.00)         | NEG BAL                 |
|                      | 10/02/2019   | bgiallor | 581          | \$800.00           | NEG BAL                 |
| <b>20000228</b>      |              |          |              | <b>\$0.00</b>      |                         |
| 20000229             | 10/02/2019   | bgiallor | 640          | (\$3,000.00)       | NEG BAL                 |
|                      | 10/02/2019   | bgiallor | 123          | \$3,000.00         | NEG BAL                 |
| <b>20000229</b>      |              |          |              | <b>\$0.00</b>      |                         |
| 20000230             | 10/02/2019   | bgiallor | 640          | (\$500.00)         | NEG BAL                 |
|                      | 10/02/2019   | bgiallor | 324          | \$500.00           | NEG BAL                 |
| <b>20000230</b>      |              |          |              | <b>\$0.00</b>      |                         |
| 20000231             | 10/02/2019   | bgiallor | 640          | (\$500.00)         | NEG BAL                 |
|                      | 10/02/2019   | bgiallor | 315          | \$500.00           | NEG BAL                 |
| <b>20000231</b>      |              |          |              | <b>\$0.00</b>      |                         |
| 20000232             | 10/02/2019   | bgiallor | 648          | (\$6,000.00)       | NEG BAL                 |
|                      | 10/02/2019   | bgiallor | 123          | \$6,000.00         | NEG BAL                 |
| <b>20000232</b>      |              |          |              | <b>\$0.00</b>      |                         |
| 20000233             | 10/02/2019   | bgiallor | 648          | (\$5,000.00)       | NEG BAL                 |
|                      | 10/02/2019   | bgiallor | 324          | \$5,000.00         | NEG BAL                 |
| <b>20000233</b>      |              |          |              | <b>\$0.00</b>      |                         |

## Budget Transfers By Period

| Journal Entry Number | Date Entered | Operator | Account Code | Transaction Amount | Transaction Description  |
|----------------------|--------------|----------|--------------|--------------------|--------------------------|
| 20000234             | 10/02/2019   | bgiallor | 648          | (\$21,100.00)      | NEG BAL                  |
|                      | 10/02/2019   | bgiallor | 650          | \$21,100.00        | NEG BAL                  |
| <b>20000234</b>      |              |          |              | <b>\$0.00</b>      |                          |
| 20000235             | 10/02/2019   | bgiallor | 648          | (\$1,000.00)       | NEG BAL                  |
|                      | 10/02/2019   | bgiallor | 581          | \$1,000.00         | NEG BAL                  |
| <b>20000235</b>      |              |          |              | <b>\$0.00</b>      |                          |
| 20000236             | 10/02/2019   | msmith2  | 610          | (\$379.00)         | TRANSFER TO 640          |
|                      | 10/02/2019   | msmith2  | 640          | \$379.00           | TRANSFER TO 640          |
| <b>20000236</b>      |              |          |              | <b>\$0.00</b>      |                          |
| 20000237             | 10/02/2019   | koswald  | 610          | (\$450.00)         |                          |
|                      | 10/02/2019   | koswald  | 123          | \$450.00           |                          |
| <b>20000237</b>      |              |          |              | <b>\$0.00</b>      |                          |
| 20000238             | 10/02/2019   | eronayne | 610          | (\$197.00)         | TRANSFER TO 30B 610      |
|                      | 10/02/2019   | eronayne | 610          | \$197.00           | TRANSFER TO 30B 610      |
| <b>20000238</b>      |              |          |              | <b>\$0.00</b>      |                          |
| 20000239             | 10/02/2019   | msmith2  | 442          | (\$10,325.00)      | TRANSFER TO 430          |
|                      | 10/02/2019   | msmith2  | 430          | \$10,325.00        | TRANSFER TO 430          |
| <b>20000239</b>      |              |          |              | <b>\$0.00</b>      |                          |
| 20000240             | 10/02/2019   | koswald  | 123          | \$1,098.00         |                          |
|                      | 10/02/2019   | koswald  | 610          | (\$1,098.00)       |                          |
| <b>20000240</b>      |              |          |              | <b>\$0.00</b>      |                          |
| 20000241             | 10/02/2019   | eronayne | 610          | (\$361.00)         | TRANSFER TO 30C 610      |
|                      | 10/02/2019   | eronayne | 610          | \$361.00           | TRANSFER TO 30C 610      |
| <b>20000241</b>      |              |          |              | <b>\$0.00</b>      |                          |
| 20000242             | 10/02/2019   | mbrown1  | 442          | (\$9,250.00)       | TO COVER ROTHWELL PO     |
|                      | 10/02/2019   | mbrown1  | 430          | \$9,250.00         | TO COVER ROTHWELL PO     |
| <b>20000242</b>      |              |          |              | <b>\$0.00</b>      |                          |
| 20000243             | 10/02/2019   | eronayne | 610          | (\$194.00)         | TRANSFER TO 30R 610      |
|                      | 10/02/2019   | eronayne | 610          | \$194.00           | TRANSFER TO 30R 610      |
| <b>20000243</b>      |              |          |              | <b>\$0.00</b>      |                          |
| 20000244             | 10/02/2019   | mbrown1  | 610          | (\$2,000.00)       | FOR AKINDI LICENSE       |
|                      | 10/02/2019   | mbrown1  | 650          | \$2,000.00         | FOR AKINDI LICENSE       |
| <b>20000244</b>      |              |          |              | <b>\$0.00</b>      |                          |
| 20000245             | 10/02/2019   | msmith2  | 610          | (\$480.00)         | TRANSFER TO 618          |
|                      | 10/02/2019   | msmith2  | 618          | \$480.00           | TRANSFER TO 618          |
| <b>20000245</b>      |              |          |              | <b>\$0.00</b>      |                          |
| 20000246             | 10/02/2019   | msmith2  | 153          | (\$19.81)          | TRANSFER TO GUIDANCE 153 |
|                      | 10/02/2019   | msmith2  | 153          | \$19.81            | TRANSFER TO GUIDANCE 153 |
| <b>20000246</b>      |              |          |              | <b>\$0.00</b>      |                          |
| 20000247             | 10/02/2019   | bgiallor | 580          | (\$65.00)          | COVER REQ                |
|                      | 10/02/2019   | bgiallor | 640          | \$65.00            | COVER REQ                |
| <b>20000247</b>      |              |          |              | <b>\$0.00</b>      |                          |

## Budget Transfers By Period

| Journal Entry Number | Date Entered | Operator | Account Code | Transaction Amount | Transaction Description   |
|----------------------|--------------|----------|--------------|--------------------|---------------------------|
| 20000248             | 10/02/2019   | msmith2  | 810          | (\$75.00)          | TRANSFER TO 811           |
|                      | 10/02/2019   | msmith2  | 811          | \$75.00            | TRANSFER TO 811           |
| <b>20000248</b>      |              |          |              | <b>\$0.00</b>      |                           |
| 20000250             | 10/02/2019   | mbrown1  | 513          | (\$200.00)         | FOR NCTE CONVENTION       |
|                      | 10/02/2019   | mbrown1  | 324          | \$200.00           | FOR NCTE CONVENTION       |
|                      | 10/02/2019   | mbrown1  | 513          | (\$2,900.00)       | FOR NCTE CONVENTION       |
|                      | 10/02/2019   | mbrown1  | 610          | \$2,900.00         | FOR NCTE CONVENTION       |
| <b>20000250</b>      |              |          |              | <b>\$0.00</b>      |                           |
| 20000251             | 10/02/2019   | mbrown1  | 610          | (\$10,000.00)      | TO COVER 2380-752 ACCOUNT |
|                      | 10/02/2019   | mbrown1  | 752          | \$10,000.00        | TO COVER 2380-752 ACCOUNT |
|                      | 10/02/2019   | mbrown1  | 430          | (\$1,000.00)       | TO COVER 2380-752 ACCOUNT |
|                      | 10/02/2019   | mbrown1  | 752          | \$1,000.00         | TO COVER 2380-752 ACCOUNT |
|                      | 10/02/2019   | mbrown1  | 610          | (\$2,000.00)       | TO COVER 2380-752 ACCOUNT |
|                      | 10/02/2019   | mbrown1  | 752          | \$2,000.00         | TO COVER 2380-752 ACCOUNT |
| <b>20000251</b>      |              |          |              | <b>\$0.00</b>      |                           |
| 20000252             | 10/02/2019   | sjones1  | 640          | (\$606.44)         | COVER NEG. BALANCE        |
|                      | 10/02/2019   | sjones1  | 430          | \$606.44           | COVER NEG. BALANCE        |
| <b>20000252</b>      |              |          |              | <b>\$0.00</b>      |                           |
| 20000253             | 10/02/2019   | sjones1  | 640          | (\$457.84)         | COVER NEG BALANCE         |
|                      | 10/02/2019   | sjones1  | 635          | \$457.84           | COVER NEG BALANCE         |
| <b>20000253</b>      |              |          |              | <b>\$0.00</b>      |                           |
| 20000254             | 10/02/2019   | sjones1  | 635          | (\$457.84)         |                           |
|                      | 10/02/2019   | sjones1  | 635          | \$457.84           |                           |
| <b>20000254</b>      |              |          |              | <b>\$0.00</b>      |                           |
| 20000255             | 10/02/2019   | sjones1  | 650          | (\$54.66)          | COVER NEG BALANCE         |
|                      | 10/02/2019   | sjones1  | 153          | \$54.66            | COVER NEG BALANCE         |
| <b>20000255</b>      |              |          |              | <b>\$0.00</b>      |                           |
| 20000256             | 10/02/2019   | sjones1  | 650          | (\$133.02)         | COVER NEG BALANCE         |
|                      | 10/02/2019   | sjones1  | 610          | \$133.02           | COVER NEG BALANCE         |
| <b>20000256</b>      |              |          |              | <b>\$0.00</b>      |                           |
| 20000257             | 10/02/2019   | eronayne | 610          | (\$325.00)         | TRANSFER TO 30B 810       |
|                      | 10/02/2019   | eronayne | 810          | \$325.00           | TRANSFER TO 30B 810       |
| <b>20000257</b>      |              |          |              | <b>\$0.00</b>      |                           |
| 20000258             | 10/02/2019   | sjones1  | 635          | (\$457.84)         |                           |
|                      | 10/02/2019   | sjones1  | 640          | \$457.84           |                           |
| <b>20000258</b>      |              |          |              | <b>\$0.00</b>      |                           |
| 20000259             | 10/02/2019   | mbrown1  | 513          | (\$5,904.72)       | TO COVER 2380-752 ACCOUNT |
|                      | 10/02/2019   | mbrown1  | 752          | \$5,904.72         | TO COVER 2380-752 ACCOUNT |
|                      | 10/02/2019   | mbrown1  | 324          | (\$4,000.00)       | TO COVER 2380-752 ACCOUNT |
|                      | 10/02/2019   | mbrown1  | 752          | \$4,000.00         | TO COVER 2380-752 ACCOUNT |
| <b>20000259</b>      |              |          |              | <b>\$0.00</b>      |                           |

## Budget Transfers By Period

| Journal Entry Number | Date Entered | Operator | Account Code | Transaction Amount | Transaction Description   |
|----------------------|--------------|----------|--------------|--------------------|---------------------------|
| 20000260             | 10/02/2019   | msmith2  | 610          | (\$1,242.50)       | TRANSFER TO ATHLETICS 610 |
|                      | 10/02/2019   | msmith2  | 610          | \$1,242.50         | TRANSFER TO ATHLETICS 610 |
| <b>20000260</b>      |              |          |              | <b>\$0.00</b>      |                           |
| 20000261             | 10/02/2019   | eronayne | 610          | (\$1,334.18)       | TRANSFER TO 30E 430       |
|                      | 10/02/2019   | eronayne | 430          | \$1,334.18         | TRANSFER TO 30E 430       |
| <b>20000261</b>      |              |          |              | <b>\$0.00</b>      |                           |
| 20000262             | 10/02/2019   | eronayne | 610          | (\$125.00)         | TRANSFER TO 30J 811       |
|                      | 10/02/2019   | eronayne | 811          | \$125.00           | TRANSFER TO 30J 811       |
| <b>20000262</b>      |              |          |              | <b>\$0.00</b>      |                           |
| 20000263             | 10/02/2019   | eronayne | 610          | (\$30.00)          | TRANSFER TO 30L 810       |
|                      | 10/02/2019   | eronayne | 810          | \$30.00            | TRANSFER TO 30L 810       |
| <b>20000263</b>      |              |          |              | <b>\$0.00</b>      |                           |
| 20000264             | 10/02/2019   | eronayne | 610          | (\$101.20)         | TRANSFER TO 30Q 610       |
|                      | 10/02/2019   | eronayne | 610          | \$101.20           | TRANSFER TO 30Q 610       |
| <b>20000264</b>      |              |          |              | <b>\$0.00</b>      |                           |
| 20000265             | 10/02/2019   | cdoran   | 610          | (\$400.00)         | COVER OLYMPIAD BUS DEPOS. |
|                      | 10/02/2019   | cdoran   | 513          | \$400.00           | COVER OLYMPIAD BUS DEPOS. |
| <b>20000265</b>      |              |          |              | <b>\$0.00</b>      |                           |
| 20000266             | 10/02/2019   | msmith2  | 442          | (\$100.00)         | TRANSFER TO SM 430        |
|                      | 10/02/2019   | msmith2  | 430          | \$100.00           | TRANSFER TO SM 430        |
| <b>20000266</b>      |              |          |              | <b>\$0.00</b>      |                           |
| 20000267             | 10/02/2019   | eronayne | 610          | (\$2,444.17)       | TRANSFER TO 30S 810       |
|                      | 10/02/2019   | eronayne | 810          | \$2,444.17         | TRANSFER TO 30S 810       |
| <b>20000267</b>      |              |          |              | <b>\$0.00</b>      |                           |
| 20000268             | 10/02/2019   | eronayne | 610          | (\$235.00)         | TRANSFER TO 30W 610       |
|                      | 10/02/2019   | eronayne | 610          | \$235.00           | TRANSFER TO 30W 610       |
| <b>20000268</b>      |              |          |              | <b>\$0.00</b>      |                           |
| 20000269             | 10/02/2019   | eronayne | 610          | (\$509.00)         | TRANSFER TO 30Y 610       |
|                      | 10/02/2019   | eronayne | 610          | \$509.00           | TRANSFER TO 30Y 610       |
| <b>20000269</b>      |              |          |              | <b>\$0.00</b>      |                           |
| 20000270             | 10/02/2019   | eronayne | 610          | (\$600.00)         | TRANSFER TO 30Y 810       |
|                      | 10/02/2019   | eronayne | 810          | \$600.00           | TRANSFER TO 30Y 810       |
| <b>20000270</b>      |              |          |              | <b>\$0.00</b>      |                           |
| 20000271             | 10/02/2019   | koswald  | 635          | \$282.49           |                           |
|                      | 10/02/2019   | koswald  | 610          | (\$282.49)         |                           |
|                      | 10/02/2019   | koswald  | 153          | \$9.37             |                           |
|                      | 10/02/2019   | koswald  | 610          | (\$9.37)           |                           |
|                      | 10/02/2019   | koswald  | 580          | \$195.60           |                           |
|                      | 10/02/2019   | koswald  | 581          | (\$195.60)         |                           |
| <b>20000271</b>      |              |          |              | <b>\$0.00</b>      |                           |
| 20000272             | 10/02/2019   | koswald  | 635          | \$355.63           |                           |
|                      | 10/02/2019   | koswald  | 610          | (\$355.63)         |                           |

## Budget Transfers By Period

| Journal Entry Number | Date Entered | Operator | Account Code | Transaction Amount | Transaction Description   |
|----------------------|--------------|----------|--------------|--------------------|---------------------------|
| 20000272             | 10/02/2019   | koswald  | 442          | \$399.00           |                           |
|                      | 10/02/2019   | koswald  | 610          | (\$399.00)         |                           |
|                      | 10/02/2019   | koswald  | 430          | \$28.00            |                           |
|                      | 10/02/2019   | koswald  | 610          | (\$28.00)          |                           |
| <b>20000272</b>      |              |          |              | <b>\$0.00</b>      |                           |
| 20000273             | 10/02/2019   | koswald  | 123          | \$75.00            |                           |
|                      | 10/02/2019   | koswald  | 550          | (\$75.00)          |                           |
| <b>20000273</b>      |              |          |              | <b>\$0.00</b>      |                           |
| 20000274             | 10/02/2019   | ralexand | 550          | (\$9.29)           | COVER NEGATIVE BALANCE    |
|                      | 10/02/2019   | ralexand | 581          | \$9.29             | COVER NEGATIVE BALANCE    |
| <b>20000274</b>      |              |          |              | <b>\$0.00</b>      |                           |
| 20000275             | 10/02/2019   | ralexand | 530          | (\$483.60)         | COVER NEGATIVE BALANCE    |
|                      | 10/02/2019   | ralexand | 640          | \$483.60           | COVER NEGATIVE BALANCE    |
| <b>20000275</b>      |              |          |              | <b>\$0.00</b>      |                           |
| 20000276             | 10/02/2019   | ralexand | 811          | (\$200.00)         | NEGATIVE BALANCE - COPIER |
|                      | 10/02/2019   | ralexand | 430          | \$200.00           | NEGATIVE BALANCE - COPIER |
| <b>20000276</b>      |              |          |              | <b>\$0.00</b>      |                           |
| 20000277             | 10/02/2019   | ralexand | 811          | (\$16.50)          | COVER STAFF BREAKFAST     |
|                      | 10/02/2019   | ralexand | 635          | \$16.50            | COVER STAFF BREAKFAST     |
| <b>20000277</b>      |              |          |              | <b>\$0.00</b>      |                           |
| 20000278             | 10/03/2019   | bgiallor | 580          | (\$40.00)          | COVER REQ                 |
|                      | 10/03/2019   | bgiallor | 610          | \$40.00            | COVER REQ                 |
| <b>20000278</b>      |              |          |              | <b>\$0.00</b>      |                           |
| 20000279             | 10/03/2019   | bgiallor | 640          | (\$675.98)         | COVER REQ                 |
|                      | 10/03/2019   | bgiallor | 640          | \$675.98           | COVER REQ                 |
| <b>20000279</b>      |              |          |              | <b>\$0.00</b>      |                           |
| 20000280             | 10/03/2019   | msmith2  | 610          | (\$279.81)         | TRANSFER TO SM 610        |
|                      | 10/03/2019   | msmith2  | 610          | \$279.81           | TRANSFER TO SM 610        |
| <b>20000280</b>      |              |          |              | <b>\$0.00</b>      |                           |
| 20000281             | 10/03/2019   | msmith2  | 610          | (\$20.00)          | TRANSFER TO SM 610        |
|                      | 10/03/2019   | msmith2  | 610          | \$20.00            | TRANSFER TO SM 610        |
| <b>20000281</b>      |              |          |              | <b>\$0.00</b>      |                           |
| 20000282             | 10/03/2019   | msmith2  | 610          | (\$259.81)         | TRANSFER TO SM 610        |
|                      | 10/03/2019   | msmith2  | 610          | \$259.81           | TRANSFER TO SM 610        |
| <b>20000282</b>      |              |          |              | <b>\$0.00</b>      |                           |
| 20000283             | 10/03/2019   | msmith2  | 610          | (\$1,025.97)       | TRANSFER TO SM 610        |
|                      | 10/03/2019   | msmith2  | 610          | \$1,025.97         | TRANSFER TO SM 610        |
| <b>20000283</b>      |              |          |              | <b>\$0.00</b>      |                           |
| 20000284             | 10/03/2019   | msmith2  | 610          | (\$93.27)          | TRANSFER TO SM 610        |
|                      | 10/03/2019   | msmith2  | 610          | \$93.27            | TRANSFER TO SM 610        |
| <b>20000284</b>      |              |          |              | <b>\$0.00</b>      |                           |

## Budget Transfers By Period

| Journal Entry Number | Date Entered | Operator | Account Code   | Transaction Amount     | Transaction Description |
|----------------------|--------------|----------|----------------|------------------------|-------------------------|
| 20000285             | 10/03/2019   | msmith2  | 610            | (\$1,025.97)           | TRANSFER TO SM 610      |
|                      | 10/03/2019   | msmith2  | 610            | \$1,025.97             | TRANSFER TO SM 610      |
| <b>20000285</b>      |              |          |                | <b>\$0.00</b>          |                         |
| 20000286             | 10/03/2019   | msmith2  | 610            | (\$279.81)             | TRANSFER TO SM 610      |
|                      | 10/03/2019   | msmith2  | 610            | \$279.81               | TRANSFER TO SM 610      |
| <b>20000286</b>      |              |          |                | <b>\$0.00</b>          |                         |
| 20000287             | 10/03/2019   | msmith2  | 610            | (\$326.44)             | TRANSFER TO SM 610      |
|                      | 10/03/2019   | msmith2  | 610            | \$326.44               | TRANSFER TO SM 610      |
| <b>20000287</b>      |              |          |                | <b>\$0.00</b>          |                         |
| 20000288             | 10/03/2019   | msmith2  | 610            | (\$326.45)             | TRANSFER TO SM 610      |
|                      | 10/03/2019   | msmith2  | 610            | \$326.45               | TRANSFER TO SM 610      |
| <b>20000288</b>      |              |          |                | <b>\$0.00</b>          |                         |
| 20000289             | 10/03/2019   | msmith2  | 610            | (\$1,119.24)           | TRANSFER TO SM 610      |
|                      | 10/03/2019   | msmith2  | 610            | \$1,119.24             | TRANSFER TO SM 610      |
| <b>20000289</b>      |              |          |                | <b>\$0.00</b>          |                         |
| 20000290             | 10/03/2019   | msmith2  | 610            | (\$279.81)             | TRANSFER TO SM 610      |
|                      | 10/03/2019   | msmith2  | 610            | \$279.81               | TRANSFER TO SM 610      |
| <b>20000290</b>      |              |          |                | <b>\$0.00</b>          |                         |
| 20000292             | 10/03/2019   | msmith2  | 610            | (\$1,305.78)           | TRANSFER TO SM 610      |
|                      | 10/03/2019   | msmith2  | 610            | \$1,305.78             | TRANSFER TO SM 610      |
| <b>20000292</b>      |              |          |                | <b>\$0.00</b>          |                         |
| 20000293             | 10/03/2019   | msmith2  | 610            | (\$1,212.51)           | TRANSFER TO SM 610      |
|                      | 10/03/2019   | msmith2  | 610            | \$1,212.51             | TRANSFER TO SM 610      |
| <b>20000293</b>      |              |          |                | <b>\$0.00</b>          |                         |
| 20000294             | 10/03/2019   | sryan2   | 315            | \$15,042.00            | 19-20 TEACHER COVERAGE  |
|                      | 10/03/2019   | sryan2   | 315            | \$13,860.00            | 19-20 TEACHER COVERAGE  |
|                      | 10/03/2019   | sryan2   | 315            | \$14,592.00            | 19-20 TEACHER COVERAGE  |
|                      | 10/03/2019   | sryan2   | 315            | \$8,222.00             | 19-20 TEACHER COVERAGE  |
|                      | 10/03/2019   | sryan2   | 315            | \$8,156.00             | 19-20 TEACHER COVERAGE  |
|                      | 10/03/2019   | sryan2   | 315            | \$10,310.00            | 19-20 TEACHER COVERAGE  |
|                      | 10/03/2019   | sryan2   | 315            | \$2,358.00             | 19-20 TEACHER COVERAGE  |
|                      | 10/03/2019   | sryan2   | 315            | \$2,542.00             | 19-20 TEACHER COVERAGE  |
|                      | 10/03/2019   | sryan2   | 315            | \$3,427.00             | 19-20 TEACHER COVERAGE  |
|                      | 10/03/2019   | sryan2   | 315            | \$3,151.00             | 19-20 TEACHER COVERAGE  |
|                      | 10/03/2019   | sryan2   | 315            | \$3,312.00             | 19-20 TEACHER COVERAGE  |
|                      | 10/03/2019   | sryan2   | 315            | \$3,289.00             | 19-20 TEACHER COVERAGE  |
|                      | 10/03/2019   | sryan2   | 315            | \$3,588.00             | 19-20 TEACHER COVERAGE  |
|                      | 10/03/2019   | sryan2   | 315            | \$2,893.00             | 19-20 TEACHER COVERAGE  |
|                      | 10/03/2019   | sryan2   | 315            | \$3,324.00             | 19-20 TEACHER COVERAGE  |
|                      | 10/03/2019   | sryan2   | 315            | \$3,100.00             | 19-20 TEACHER COVERAGE  |
| 10/03/2019           | sryan2       | 315      | (\$101,166.00) | 19-20 TEACHER COVERAGE |                         |
| <b>20000294</b>      |              |          |                | <b>\$0.00</b>          |                         |

## Budget Transfers By Period

| Journal Entry Number | Date Entered | Operator | Account Code | Transaction Amount | Transaction Description |
|----------------------|--------------|----------|--------------|--------------------|-------------------------|
| 20000295             | 10/03/2019   | msmith2  | 610          | (\$93.27)          | TRANSFER TO SM 610      |
|                      | 10/03/2019   | msmith2  | 610          | \$93.27            | TRANSFER TO SM 610      |
| <b>20000295</b>      |              |          |              | <b>\$0.00</b>      |                         |
| 20000296             | 10/03/2019   | amcveigh | 640          | (\$801.94)         | TO COVER DEFICIT        |
|                      | 10/03/2019   | amcveigh | 640          | \$801.94           | TO COVER DEFICIT        |
|                      | 10/03/2019   | amcveigh | 610          | (\$513.50)         | TO COVER DEFICIT        |
|                      | 10/03/2019   | amcveigh | 650          | \$513.50           | TO COVER DEFICIT        |
|                      | 10/03/2019   | amcveigh | 610          | (\$107.35)         | TO COVER DEFICIT        |
|                      | 10/03/2019   | amcveigh | 153          | \$107.35           | TO COVER DEFICIT        |
|                      | 10/03/2019   | amcveigh | 610          | (\$828.74)         | TO COVER DEFICIT        |
|                      | 10/03/2019   | amcveigh | 153          | \$828.74           | TO COVER DEFICIT        |
|                      | 10/03/2019   | amcveigh | 610          | (\$322.57)         | TO COVER DEFICIT        |
|                      | 10/03/2019   | amcveigh | 610          | \$322.57           | TO COVER DEFICIT        |
|                      | 10/03/2019   | amcveigh | 610          | (\$645.00)         | TO COVER DEFICIT        |
|                      | 10/03/2019   | amcveigh | 810          | \$645.00           | TO COVER DEFICIT        |
| <b>20000296</b>      |              |          |              | <b>\$0.00</b>      |                         |
| 20000297             | 10/03/2019   | msmith2  | 610          | (\$500.00)         | TRANSFER TO SM 610      |
|                      | 10/03/2019   | msmith2  | 610          | \$500.00           | TRANSFER TO SM 610      |
| <b>20000297</b>      |              |          |              | <b>\$0.00</b>      |                         |
| 20000298             | 10/03/2019   | msmith2  | 610          | (\$93.27)          | TRANSFER TO SM 610      |
|                      | 10/03/2019   | msmith2  | 610          | \$93.27            | TRANSFER TO SM 610      |
| <b>20000298</b>      |              |          |              | <b>\$0.00</b>      |                         |
| 20000299             | 10/03/2019   | msmith2  | 610          | (\$186.54)         | TRANSFER TO SM 610      |
|                      | 10/03/2019   | msmith2  | 610          | \$186.54           | TRANSFER TO SM 610      |
| <b>20000299</b>      |              |          |              | <b>\$0.00</b>      |                         |
| 20000300             | 10/03/2019   | smaxhime | 610          | (\$830.00)         | COVER NEGATIVE BALANCE  |
|                      | 10/03/2019   | smaxhime | 123          | \$830.00           | COVER NEGATIVE BALANCE  |
| <b>20000300</b>      |              |          |              | <b>\$0.00</b>      |                         |
| 20000301             | 10/03/2019   | msmith2  | 610          | (\$466.35)         | TRANSFER TO SM 610      |
|                      | 10/03/2019   | msmith2  | 610          | \$466.35           | TRANSFER TO SM 610      |
| <b>20000301</b>      |              |          |              | <b>\$0.00</b>      |                         |
| 20000302             | 10/03/2019   | msmith2  | 610          | (\$466.35)         | TRANSFER TO SM 610      |
|                      | 10/03/2019   | msmith2  | 610          | \$466.35           | TRANSFER TO SM 610      |
| <b>20000302</b>      |              |          |              | <b>\$0.00</b>      |                         |
| 20000304             | 10/03/2019   | smaxhime | 610          | (\$0.19)           | COVER NEGATIVE          |
|                      | 10/03/2019   | smaxhime | 123          | \$0.19             | COVER NEGATIVE          |
| <b>20000304</b>      |              |          |              | <b>\$0.00</b>      |                         |
| 20000305             | 10/03/2019   | msmith2  | 610          | (\$93.27)          | TRANSFER TO SM 610      |
|                      | 10/03/2019   | msmith2  | 610          | \$93.27            | TRANSFER TO SM 610      |
| <b>20000305</b>      |              |          |              | <b>\$0.00</b>      |                         |

## Budget Transfers By Period

| Journal Entry Number | Date Entered | Operator | Account Code | Transaction Amount | Transaction Description  |
|----------------------|--------------|----------|--------------|--------------------|--------------------------|
| 20000306             | 10/03/2019   | msmith2  | 610          | (\$93.27)          | TRANSFER TO 610          |
|                      | 10/03/2019   | msmith2  | 610          | \$93.27            | TRANSFER TO 610          |
| <b>20000306</b>      |              |          |              | <b>\$0.00</b>      |                          |
| 20000308             | 10/03/2019   | mbrown1  | 610          | (\$436.13)         | TO 640 FOR NEG BALANCE   |
|                      | 10/03/2019   | mbrown1  | 640          | \$436.13           | TO 640 FOR NEG BALANCE   |
| <b>20000308</b>      |              |          |              | <b>\$0.00</b>      |                          |
| 20000309             | 10/03/2019   | mbrown1  | 640          | (\$1,031.00)       | FOR 650 NEG BALANCE      |
|                      | 10/03/2019   | mbrown1  | 650          | \$1,031.00         | FOR 650 NEG BALANCE      |
| <b>20000309</b>      |              |          |              | <b>\$0.00</b>      |                          |
| 20000310             | 10/03/2019   | mbrown1  | 610          | (\$321.43)         | FOR 640 NEG BALANCE      |
|                      | 10/03/2019   | mbrown1  | 640          | \$321.43           | FOR 640 NEG BALANCE      |
| <b>20000310</b>      |              |          |              | <b>\$0.00</b>      |                          |
| 20000311             | 10/03/2019   | mbrown1  | 153          | (\$3.35)           | FOR NEG 153 PAYROLL ACCT |
|                      | 10/03/2019   | mbrown1  | 153          | \$3.35             | FOR NEG 153 PAYROLL ACCT |
| <b>20000311</b>      |              |          |              | <b>\$0.00</b>      |                          |
| 20000312             | 10/03/2019   | msmith2  | 610          | (\$373.08)         | TRANSFER TO LIBRARY 610  |
|                      | 10/03/2019   | msmith2  | 610          | \$373.08           | TRANSFER TO LIBRARY 610  |
| <b>20000312</b>      |              |          |              | <b>\$0.00</b>      |                          |
| 20000313             | 10/03/2019   | sroyal   | 610          | (\$25,000.00)      |                          |
|                      | 10/03/2019   | sroyal   | 430          | \$25,000.00        |                          |
| <b>20000313</b>      |              |          |              | <b>\$0.00</b>      |                          |
| 20000314             | 10/03/2019   | skropp   | 610          | (\$743.40)         |                          |
|                      | 10/03/2019   | skropp   | 610          | \$743.40           |                          |
| <b>20000314</b>      |              |          |              | <b>\$0.00</b>      |                          |
| 20000315             | 10/03/2019   | skropp   | 610          | (\$561.35)         |                          |
|                      | 10/03/2019   | skropp   | 430          | \$561.35           |                          |
| <b>20000315</b>      |              |          |              | <b>\$0.00</b>      |                          |
| 20000316             | 10/03/2019   | skropp   | 610          | (\$1,635.40)       |                          |
|                      | 10/03/2019   | skropp   | 610          | \$1,635.40         |                          |
| <b>20000316</b>      |              |          |              | <b>\$0.00</b>      |                          |
| 20000317             | 10/03/2019   | skropp   | 610          | (\$107.96)         |                          |
|                      | 10/03/2019   | skropp   | 444          | \$107.96           |                          |
| <b>20000317</b>      |              |          |              | <b>\$0.00</b>      |                          |
| 20000318             | 10/03/2019   | skropp   | 610          | (\$1,594.17)       |                          |
|                      | 10/03/2019   | skropp   | 810          | \$1,594.17         |                          |
| <b>20000318</b>      |              |          |              | <b>\$0.00</b>      |                          |
| 20000319             | 10/04/2019   | mbrown1  | 640          | (\$446.74)         | TO COVER OFFICE DEPOT PO |
|                      | 10/04/2019   | mbrown1  | 610          | \$446.74           | TO COVER OFFICE DEPOT PO |
| <b>20000319</b>      |              |          |              | <b>\$0.00</b>      |                          |
| 20000320             | 10/04/2019   | ralexand | 610          | (\$8.69)           | COVER NEGATIVE BALANCE   |
|                      | 10/04/2019   | ralexand | 640          | \$8.69             | COVER NEGATIVE BALANCE   |
| <b>20000320</b>      |              |          |              | <b>\$0.00</b>      |                          |



## Budget Transfers By Period

| Journal Entry Number | Date Entered | Operator | Account Code | Transaction Amount | Transaction Description |
|----------------------|--------------|----------|--------------|--------------------|-------------------------|
| 20000321             | 10/04/2019   | ralexand | 640          | (\$1,250.00)       | COVER NEGATIVE BALANCE  |
|                      | 10/04/2019   | ralexand | 610          | \$1,250.00         | COVER NEGATIVE BALANCE  |
| <b>20000321</b>      |              |          |              | <b>\$0.00</b>      |                         |
| 20000322             | 10/04/2019   | mbrown1  | 640          | (\$250.00)         | TO COVER 610 ACCT       |
|                      | 10/04/2019   | mbrown1  | 610          | \$250.00           | TO COVER 610 ACCT       |
| <b>20000322</b>      |              |          |              | <b>\$0.00</b>      |                         |
| 20000323             | 10/04/2019   | ralexand | 760          | (\$975.03)         | COVER COPIER COST       |
|                      | 10/04/2019   | ralexand | 442          | \$975.03           | COVER COPIER COST       |
| <b>20000323</b>      |              |          |              | <b>\$0.00</b>      |                         |
| 20000324             | 10/04/2019   | ralexand | 610          | (\$150.00)         | COVER NEGATIVE BALANCE  |
|                      | 10/04/2019   | ralexand | 810          | \$150.00           | COVER NEGATIVE BALANCE  |
| <b>20000324</b>      |              |          |              | <b>\$0.00</b>      |                         |
| 20000325             | 10/04/2019   | ralexand | 610          | (\$634.46)         | COVER EQUIPMENT         |
|                      | 10/04/2019   | ralexand | 760          | \$634.46           | COVER EQUIPMENT         |
| <b>20000325</b>      |              |          |              | <b>\$0.00</b>      |                         |
| 20000326             | 10/04/2019   | ralexand | 610          | (\$500.00)         | COVER EQUIPMENT         |
|                      | 10/04/2019   | ralexand | 760          | \$500.00           | COVER EQUIPMENT         |
| <b>20000326</b>      |              |          |              | <b>\$0.00</b>      |                         |
| 20000327             | 10/04/2019   | sroyal   | 422          | (\$60,000.00)      |                         |
|                      | 10/04/2019   | sroyal   | 330          | \$60,000.00        |                         |
| <b>20000327</b>      |              |          |              | <b>\$0.00</b>      |                         |
| 20000328             | 10/04/2019   | ralexand | 610          | (\$800.00)         | COVER NEGATIVE BALANCE  |
|                      | 10/04/2019   | ralexand | 610          | \$800.00           | COVER NEGATIVE BALANCE  |
| <b>20000328</b>      |              |          |              | <b>\$0.00</b>      |                         |
| 20000329             | 10/04/2019   | ralexand | 513          | (\$325.00)         | COVER NEGATIVE BALANCE  |
|                      | 10/04/2019   | ralexand | 610          | \$325.00           | COVER NEGATIVE BALANCE  |
| <b>20000329</b>      |              |          |              | <b>\$0.00</b>      |                         |
| 20000330             | 10/04/2019   | ralexand | 390          | (\$70.00)          | COVER NEGATIVE BALANCE  |
|                      | 10/04/2019   | ralexand | 300          | \$70.00            | COVER NEGATIVE BALANCE  |
| <b>20000330</b>      |              |          |              | <b>\$0.00</b>      |                         |
| 20000331             | 10/04/2019   | ralexand | 390          | (\$268.00)         | COVER NEGATIVE BALANCE  |
|                      | 10/04/2019   | ralexand | 610          | \$268.00           | COVER NEGATIVE BALANCE  |
| <b>20000331</b>      |              |          |              | <b>\$0.00</b>      |                         |
| 20000332             | 10/04/2019   | ralexand | 610          | (\$75.00)          | COVER NEGATIVE BALANCE  |
|                      | 10/04/2019   | ralexand | 610          | \$75.00            | COVER NEGATIVE BALANCE  |
| <b>20000332</b>      |              |          |              | <b>\$0.00</b>      |                         |
| 20000333             | 10/04/2019   | ralexand | 610          | (\$300.00)         | COVER NEGATIVE BALANCE  |
|                      | 10/04/2019   | ralexand | 610          | \$300.00           | COVER NEGATIVE BALANCE  |
| <b>20000333</b>      |              |          |              | <b>\$0.00</b>      |                         |
| 20000334             | 10/04/2019   | ralexand | 610          | (\$1,000.00)       | COVER NEGATIVE BALANCE  |
|                      | 10/04/2019   | ralexand | 610          | \$1,000.00         | COVER NEGATIVE BALANCE  |
| <b>20000334</b>      |              |          |              | <b>\$0.00</b>      |                         |

## Budget Transfers By Period

| Journal Entry Number | Date Entered | Operator | Account Code | Transaction Amount | Transaction Description   |
|----------------------|--------------|----------|--------------|--------------------|---------------------------|
| 20000335             | 10/04/2019   | ralexand | 610          | (\$300.00)         | COVER NEGATIVE BALANCE    |
|                      | 10/04/2019   | ralexand | 610          | \$300.00           | COVER NEGATIVE BALANCE    |
| <b>20000335</b>      |              |          |              | <b>\$0.00</b>      |                           |
| 20000336             | 10/04/2019   | ralexand | 610          | (\$250.00)         | COVER NEGATIVE BALANCE    |
|                      | 10/04/2019   | ralexand | 610          | \$250.00           | COVER NEGATIVE BALANCE    |
| <b>20000336</b>      |              |          |              | <b>\$0.00</b>      |                           |
| 20000337             | 10/04/2019   | ralexand | 513          | (\$362.08)         | COVER FIELD HOCKEY SUPPLI |
|                      | 10/04/2019   | ralexand | 610          | \$362.08           | COVER FIELD HOCKEY SUPPLI |
| <b>20000337</b>      |              |          |              | <b>\$0.00</b>      |                           |
| 20000338             | 10/07/2019   | skropp   | 610          | (\$53.98)          |                           |
|                      | 10/07/2019   | skropp   | 444          | \$53.98            |                           |
| <b>20000338</b>      |              |          |              | <b>\$0.00</b>      |                           |
| 20000339             | 10/07/2019   | ljones   | 610          | (\$558.37)         | NEG BAL                   |
|                      | 10/07/2019   | ljones   | 640          | \$558.37           | NEG BAL                   |
| <b>20000339</b>      |              |          |              | <b>\$0.00</b>      |                           |
| 20000340             | 10/07/2019   | ljones   | 123          | \$2,006.74         | NEG BAL                   |
|                      | 10/07/2019   | ljones   | 315          | (\$2,006.74)       | NEG BAL                   |
| <b>20000340</b>      |              |          |              | <b>\$0.00</b>      |                           |
| 20000341             | 10/07/2019   | ljones   | 610          | \$1,000.00         | NEG BAL                   |
|                      | 10/07/2019   | ljones   | 550          | (\$1,000.00)       | NEG BAL                   |
| <b>20000341</b>      |              |          |              | <b>\$0.00</b>      |                           |
| 20000342             | 10/07/2019   | ljones   | 635          | \$1,113.00         | NEG BAL                   |
|                      | 10/07/2019   | ljones   | 610          | (\$1,113.00)       | NEG BAL                   |
| <b>20000342</b>      |              |          |              | <b>\$0.00</b>      |                           |
| 20000343             | 10/07/2019   | ljones   | 153          | \$250.00           | NEG BAL                   |
|                      | 10/07/2019   | ljones   | 550          | (\$250.00)         | NEG BAL                   |
| <b>20000343</b>      |              |          |              | <b>\$0.00</b>      |                           |
| 20000344             | 10/07/2019   | ljones   | 610          | \$853.80           | NEG BAL                   |
|                      | 10/07/2019   | ljones   | 640          | (\$853.80)         | NEG BAL                   |
| <b>20000344</b>      |              |          |              | <b>\$0.00</b>      |                           |
| 20000346             | 10/07/2019   | bgiallor | 123          | (\$600.00)         | COVER REQ                 |
|                      | 10/07/2019   | bgiallor | 581          | \$600.00           | COVER REQ                 |
| <b>20000346</b>      |              |          |              | <b>\$0.00</b>      |                           |
| 20000347             | 10/07/2019   | bgiallor | 315          | (\$200.00)         | COVER REQ                 |
|                      | 10/07/2019   | bgiallor | 430          | \$200.00           | COVER REQ                 |
| <b>20000347</b>      |              |          |              | <b>\$0.00</b>      |                           |
| 20000348             | 10/08/2019   | msmith2  | 650          | (\$2,000.00)       | TRANSFER TO SM 618        |
|                      | 10/08/2019   | msmith2  | 618          | \$2,000.00         | TRANSFER TO SM 618        |
| <b>20000348</b>      |              |          |              | <b>\$0.00</b>      |                           |
| 20000350             | 10/08/2019   | cwyatt   | 610          | (\$10,200.00)      | TO COVER NNAT EXPENSES    |
|                      | 10/08/2019   | cwyatt   | 610          | \$10,200.00        | TO COVER NNAT EXPENSES    |
|                      | 10/08/2019   | cwyatt   | 329          | (\$3,000.00)       | TO COVER NNAT EXPENSES    |

## Budget Transfers By Period

| Journal Entry Number | Date Entered | Operator | Account Code | Transaction Amount | Transaction Description   |
|----------------------|--------------|----------|--------------|--------------------|---------------------------|
| 20000350             | 10/08/2019   | cwyatt   | 123          | \$2,000.00         | TO COVER NNAT EXPENSES    |
|                      | 10/08/2019   | cwyatt   | 610          | \$1,000.00         | TO COVER NNAT EXPENSES    |
| <b>20000350</b>      |              |          |              | <b>\$0.00</b>      |                           |
| 20000351             | 10/08/2019   | ehayes   | 123          | (\$2,250.00)       | COVER NEGATIVE BALANCES   |
|                      | 10/08/2019   | ehayes   | 315          | \$62.44            | COVER NEGATIVE BALANCES   |
|                      | 10/08/2019   | ehayes   | 153          | \$1,407.52         | COVER NEGATIVE BALANCES   |
|                      | 10/08/2019   | ehayes   | 581          | \$780.04           | COVER NEGATIVE BALANCES   |
| <b>20000351</b>      |              |          |              | <b>\$0.00</b>      |                           |
| 20000352             | 10/08/2019   | tsprange | 610          | (\$527.06)         | MOVE MONEY TO NEGATIVE BA |
|                      | 10/08/2019   | tsprange | 153          | \$527.06           | MOVE MONEY TO NEGATIVE BA |
| <b>20000352</b>      |              |          |              | <b>\$0.00</b>      |                           |
| 20000353             | 10/08/2019   | pcattin  | 123          | (\$291.14)         | COVER OVERAGE             |
|                      | 10/08/2019   | pcattin  | 315          | \$291.14           | COVER OVERAGE             |
| <b>20000353</b>      |              |          |              | <b>\$0.00</b>      |                           |
| 20000354             | 10/08/2019   | nkelly   | 550          | (\$1.67)           | COVER SHORTAGE            |
|                      | 10/08/2019   | nkelly   | 153          | \$1.67             | COVER SHORTAGE            |
| <b>20000354</b>      |              |          |              | <b>\$0.00</b>      |                           |
| 20000355             | 10/08/2019   | ehayes   | 530          | (\$4,778.46)       | COVER NEGATIVE BALANCES   |
|                      | 10/08/2019   | ehayes   | 581          | \$1,198.09         | COVER NEGATIVE BALANCES   |
|                      | 10/08/2019   | ehayes   | 768          | \$3,580.37         | COVER NEGATIVE BALANCES   |
| <b>20000355</b>      |              |          |              | <b>\$0.00</b>      |                           |
| 20000357             | 10/08/2019   | bgiallor | 315          | (\$100.00)         | NEG. BAL                  |
|                      | 10/08/2019   | bgiallor | 610          | \$100.00           | NEG. BAL                  |
| <b>20000357</b>      |              |          |              | <b>\$0.00</b>      |                           |
| 20000358             | 10/08/2019   | cdoran   | 430          | (\$522.00)         | COVER SOCCER SHORTS       |
|                      | 10/08/2019   | cdoran   | 610          | \$522.00           | COVER SOCCER SHORTS       |
| <b>20000358</b>      |              |          |              | <b>\$0.00</b>      |                           |
| 20000359             | 10/08/2019   | lteodoro | 650          | (\$2,256.95)       | NEGATIVE BALANCE TRANSFER |
|                      | 10/08/2019   | lteodoro | 330          | \$2,256.95         | NEGATIVE BALANCE TRANSFER |
|                      | 10/08/2019   | lteodoro | 442          | (\$276.00)         | NEGATIVE BALANCE TRANSFER |
|                      | 10/08/2019   | lteodoro | 430          | \$276.00           | NEGATIVE BALANCE TRANSFER |
|                      | 10/08/2019   | lteodoro | 530          | (\$1,000.00)       | NEGATIVE BALANCE TRANSFER |
|                      | 10/08/2019   | lteodoro | 610          | \$1,000.00         | NEGATIVE BALANCE TRANSFER |
|                      | 10/08/2019   | lteodoro | 550          | (\$3,000.00)       | NEGATIVE BALANCE TRANSFER |
|                      | 10/08/2019   | lteodoro | 610          | \$3,000.00         | NEGATIVE BALANCE TRANSFER |
| <b>20000359</b>      |              |          |              | <b>\$0.00</b>      |                           |
| 20000360             | 10/08/2019   | kmccormi | 610          | (\$5,000.00)       | TO COVER NEG BALANCE      |
|                      | 10/08/2019   | kmccormi | 810          | \$5,000.00         | TO COVER NEG BALANCE      |
| <b>20000360</b>      |              |          |              | <b>\$0.00</b>      |                           |
| 20000361             | 10/08/2019   | kmccormi | 610          | (\$506.16)         | TO COVER NEG BALANCE      |
|                      | 10/08/2019   | kmccormi | 810          | \$506.16           | TO COVER NEG BALANCE      |
|                      | 10/08/2019   | kmccormi | 610          | (\$150.00)         | TO COVER NEG BALANCE      |

## Budget Transfers By Period

| Journal Entry Number | Date Entered | Operator | Account Code | Transaction Amount | Transaction Description   |
|----------------------|--------------|----------|--------------|--------------------|---------------------------|
| 20000361             | 10/08/2019   | kmccormi | 810          | \$150.00           | TO COVER NEG BALANCE      |
|                      | 10/08/2019   | kmccormi | 610          | (\$719.71)         | TO COVER NEG BALANCE      |
|                      | 10/08/2019   | kmccormi | 430          | \$719.71           | TO COVER NEG BALANCE      |
|                      | 10/08/2019   | kmccormi | 610          | (\$360.00)         | TO COVER NEG BALANCE      |
|                      | 10/08/2019   | kmccormi | 810          | \$360.00           | TO COVER NEG BALANCE      |
|                      | 10/08/2019   | kmccormi | 610          | (\$186.00)         | TO COVER NEG BALANCE      |
|                      | 10/08/2019   | kmccormi | 444          | \$186.00           | TO COVER NEG BALANCE      |
|                      | 10/08/2019   | kmccormi | 610          | (\$186.00)         | TO COVER NEG BALANCE      |
|                      | 10/08/2019   | kmccormi | 444          | \$186.00           | TO COVER NEG BALANCE      |
| <b>20000361</b>      |              |          |              | <b>\$0.00</b>      |                           |
| 20000362             | 10/08/2019   | kmccormi | 610          | (\$359.00)         | TO COVER NEG BALANCE      |
|                      | 10/08/2019   | kmccormi | 610          | \$359.00           | TO COVER NEG BALANCE      |
|                      | 10/08/2019   | kmccormi | 610          | (\$1,710.00)       | TO COVER NEG BALANCE      |
|                      | 10/08/2019   | kmccormi | 810          | \$1,710.00         | TO COVER NEG BALANCE      |
|                      | 10/08/2019   | kmccormi | 610          | (\$175.00)         | TO COVER NEG BALANCE      |
|                      | 10/08/2019   | kmccormi | 610          | \$175.00           | TO COVER NEG BALANCE      |
|                      | 10/08/2019   | kmccormi | 610          | (\$250.00)         | TO COVER NEG BALANCE      |
|                      | 10/08/2019   | kmccormi | 610          | \$250.00           | TO COVER NEG BALANCE      |
|                      | 10/08/2019   | kmccormi | 610          | (\$75.00)          | TO COVER NEG BALANCE      |
|                      | 10/08/2019   | kmccormi | 810          | \$75.00            | TO COVER NEG BALANCE      |
|                      | 10/08/2019   | kmccormi | 610          | (\$105.97)         | TO COVER NEG BALANCE      |
|                      | 10/08/2019   | kmccormi | 444          | \$105.97           | TO COVER NEG BALANCE      |
| <b>20000362</b>      |              |          |              | <b>\$0.00</b>      |                           |
| 20000363             | 10/08/2019   | kmccormi | 610          | (\$501.89)         | TO COVER NEG BALANCE      |
|                      | 10/08/2019   | kmccormi | 580          | \$501.89           | TO COVER NEG BALANCE      |
|                      | 10/08/2019   | kmccormi | 610          | (\$297.00)         | TO COVER NEG BALANCE      |
|                      | 10/08/2019   | kmccormi | 810          | \$297.00           | TO COVER NEG BALANCE      |
|                      | 10/08/2019   | kmccormi | 610          | (\$175.96)         | TO COVER NEG BALANCE      |
|                      | 10/08/2019   | kmccormi | 444          | \$175.96           | TO COVER NEG BALANCE      |
|                      | 10/08/2019   | kmccormi | 610          | (\$54.63)          | TO COVER NEG BALANCE      |
|                      | 10/08/2019   | kmccormi | 153          | \$54.63            | TO COVER NEG BALANCE      |
| <b>20000363</b>      |              |          |              | <b>\$0.00</b>      |                           |
| 20000364             | 10/08/2019   | kmccormi | 610          | (\$175.00)         | TO COVER NEG BALANCE      |
|                      | 10/08/2019   | kmccormi | 810          | \$175.00           | TO COVER NEG BALANCE      |
| <b>20000364</b>      |              |          |              | <b>\$0.00</b>      |                           |
| 20000365             | 10/08/2019   | jzoretic | 610          | (\$500.00)         | STAFF ATTEND ED. SEMINARS |
|                      | 10/08/2019   | jzoretic | 324          | \$500.00           | STAFF ATTEND ED. SEMINARS |
|                      | 10/08/2019   | jzoretic | 610          | (\$100.00)         | STAFF ATTEND ED. SEMINARS |
|                      | 10/08/2019   | jzoretic | 581          | \$100.00           | STAFF ATTEND ED. SEMINARS |
| <b>20000365</b>      |              |          |              | <b>\$0.00</b>      |                           |

## Budget Transfers By Period

| Journal Entry Number | Date Entered | Operator | Account Code | Transaction Amount | Transaction Description |
|----------------------|--------------|----------|--------------|--------------------|-------------------------|
| 20000366             | 10/08/2019   | kverdi   | 610          | (\$350.00)         | TO COVER DEFICIT        |
|                      | 10/08/2019   | kverdi   | 810          | \$350.00           | TO COVER DEFICIT        |
| <b>20000366</b>      |              |          |              | <b>\$0.00</b>      |                         |
| 20000367             | 10/08/2019   | tmbaxter | 640          | (\$1,436.37)       |                         |
|                      | 10/08/2019   | tmbaxter | 610          | \$1,436.37         |                         |
| <b>20000367</b>      |              |          |              | <b>\$0.00</b>      |                         |
| 20000368             | 10/08/2019   | bgiallor | 315          | (\$400.00)         | COVER REQ               |
|                      | 10/08/2019   | bgiallor | 323          | \$400.00           | COVER REQ               |
| <b>20000368</b>      |              |          |              | <b>\$0.00</b>      |                         |
| 20000369             | 10/08/2019   | tmbaxter | 442          | (\$4,820.00)       |                         |
|                      | 10/08/2019   | tmbaxter | 430          | \$4,820.00         |                         |
| <b>20000369</b>      |              |          |              | <b>\$0.00</b>      |                         |
| 20000370             | 10/08/2019   | tmbaxter | 640          | (\$1,280.82)       |                         |
|                      | 10/08/2019   | tmbaxter | 610          | \$1,280.82         |                         |
| <b>20000370</b>      |              |          |              | <b>\$0.00</b>      |                         |
| 20000371             | 10/08/2019   | tmbaxter | 610          | (\$734.28)         |                         |
|                      | 10/08/2019   | tmbaxter | 618          | \$734.28           |                         |
| <b>20000371</b>      |              |          |              | <b>\$0.00</b>      |                         |
| 20000372             | 10/08/2019   | tmbaxter | 640          | (\$27.99)          |                         |
|                      | 10/08/2019   | tmbaxter | 610          | \$27.99            |                         |
| <b>20000372</b>      |              |          |              | <b>\$0.00</b>      |                         |
| 20000373             | 10/08/2019   | tmbaxter | 610          | (\$220.00)         |                         |
|                      | 10/08/2019   | tmbaxter | 442          | \$220.00           |                         |
| <b>20000373</b>      |              |          |              | <b>\$0.00</b>      |                         |
| 20000374             | 10/08/2019   | ljones   | 550          | \$250.00           | NEG BAL                 |
|                      | 10/08/2019   | ljones   | 315          | (\$250.00)         | NEG BAL                 |
| <b>20000374</b>      |              |          |              | <b>\$0.00</b>      |                         |
| 20000375             | 10/08/2019   | ljones   | 610          | (\$1,000.00)       | TRANS TO 2040 610       |
|                      | 10/08/2019   | ljones   | 610          | \$1,000.00         | TRANS TO 2040 610       |
| <b>20000375</b>      |              |          |              | <b>\$0.00</b>      |                         |
| 20000376             | 10/08/2019   | ljones   | 610          | (\$400.00)         | TRANS TO 2040 610       |
|                      | 10/08/2019   | ljones   | 610          | \$400.00           | TRANS TO 2040 610       |
| <b>20000376</b>      |              |          |              | <b>\$0.00</b>      |                         |
| 20000377             | 10/08/2019   | kmccormi | 610          | (\$900.00)         | TO PAY POLICE BILL      |
|                      | 10/08/2019   | kmccormi | 350          | \$900.00           | TO PAY POLICE BILL      |
| <b>20000377</b>      |              |          |              | <b>\$0.00</b>      |                         |
| 20000379             | 10/09/2019   | bgiallor | 315          | (\$300.00)         | COVER REQ               |
|                      | 10/09/2019   | bgiallor | 610          | \$300.00           | COVER REQ               |
| <b>20000379</b>      |              |          |              | <b>\$0.00</b>      |                         |
| 20000380             | 10/09/2019   | scatramb | 442          | (\$5,020.50)       | COVER COPIER            |
|                      | 10/09/2019   | scatramb | 430          | \$5,020.50         | COVER COPIER            |
|                      | 10/09/2019   | scatramb | 610          | (\$460.00)         | COVER COPIER            |

## Budget Transfers By Period

| Journal Entry Number | Date Entered | Operator | Account Code | Transaction Amount | Transaction Description  |
|----------------------|--------------|----------|--------------|--------------------|--------------------------|
| 20000380             | 10/09/2019   | scatramb | 610          | \$460.00           | COVER COPIER             |
|                      | 10/09/2019   | scatramb | 610          | (\$493.00)         | COVER COPIER             |
|                      | 10/09/2019   | scatramb | 430          | \$493.00           | COVER COPIER             |
| <b>20000380</b>      |              |          |              | <b>\$0.00</b>      |                          |
| 20000382             | 10/09/2019   | bgiallor | 123          | (\$60.00)          | COVER INSIGHT BILL       |
|                      | 10/09/2019   | bgiallor | 315          | \$60.00            | COVER INSIGHT BILL       |
| <b>20000382</b>      |              |          |              | <b>\$0.00</b>      |                          |
| 20000383             | 10/09/2019   | bgiallor | 123          | (\$100.00)         | COVER BUS COST           |
|                      | 10/09/2019   | bgiallor | 513          | \$100.00           | COVER BUS COST           |
| <b>20000383</b>      |              |          |              | <b>\$0.00</b>      |                          |
| 20000384             | 10/09/2019   | sroyal   | 610          | (\$5,000.00)       |                          |
|                      | 10/09/2019   | sroyal   | 430          | \$5,000.00         |                          |
| <b>20000384</b>      |              |          |              | <b>\$0.00</b>      |                          |
| 20000385             | 10/09/2019   | pcattin  | 610          | (\$1,821.87)       | COVER OVERAGE            |
|                      | 10/09/2019   | pcattin  | 640          | \$1,821.87         | COVER OVERAGE            |
| <b>20000385</b>      |              |          |              | <b>\$0.00</b>      |                          |
| 20000386             | 10/09/2019   | daron    | 650          | (\$1,575.00)       |                          |
|                      | 10/09/2019   | daron    | 123          | \$1,038.00         |                          |
|                      | 10/09/2019   | daron    | 324          | (\$1,038.00)       |                          |
|                      | 10/09/2019   | daron    | 750          | \$1,575.00         |                          |
| <b>20000386</b>      |              |          |              | <b>\$0.00</b>      |                          |
| 20000387             | 10/09/2019   | daron    | 758          | (\$4,000.00)       |                          |
|                      | 10/09/2019   | daron    | 650          | \$1,000.00         |                          |
|                      | 10/09/2019   | daron    | 610          | (\$1,000.00)       |                          |
|                      | 10/09/2019   | daron    | 324          | \$4,000.00         |                          |
| <b>20000387</b>      |              |          |              | <b>\$0.00</b>      |                          |
| 20000388             | 10/09/2019   | eronayne | 610          | (\$100.00)         | TRANSFER TO 30W 390      |
|                      | 10/09/2019   | eronayne | 390          | \$100.00           | TRANSFER TO 30W 390      |
| <b>20000388</b>      |              |          |              | <b>\$0.00</b>      |                          |
| 20000389             | 10/10/2019   | lteodoro | 610          | (\$153.00)         | DIR SEC ED MEMBERSHIPS   |
|                      | 10/10/2019   | lteodoro | 811          | \$153.00           | DIR SEC ED MEMBERSHIPS   |
| <b>20000389</b>      |              |          |              | <b>\$0.00</b>      |                          |
| 20000390             | 10/10/2019   | bgiallor | 640          | (\$200.00)         | COVER EXP. RPT. MASHBITZ |
|                      | 10/10/2019   | bgiallor | 315          | \$200.00           | COVER EXP. RPT. MASHBITZ |
| <b>20000390</b>      |              |          |              | <b>\$0.00</b>      |                          |
| 20000391             | 10/10/2019   | bgiallor | 640          | (\$50.00)          | IAN EXP. LAN LEB IU13    |
|                      | 10/10/2019   | bgiallor | 324          | \$50.00            | IAN EXP. LAN LEB IU13    |
| <b>20000391</b>      |              |          |              | <b>\$0.00</b>      |                          |
| 20000392             | 10/10/2019   | skropp   | 810          | (\$500.00)         |                          |
|                      | 10/10/2019   | skropp   | 513          | \$500.00           |                          |
| <b>20000392</b>      |              |          |              | <b>\$0.00</b>      |                          |

## Budget Transfers By Period

| Journal Entry Number | Date Entered | Operator | Account Code | Transaction Amount | Transaction Description   |
|----------------------|--------------|----------|--------------|--------------------|---------------------------|
| 20000393             | 10/10/2019   | skropp   | 610          | (\$500.00)         |                           |
|                      | 10/10/2019   | skropp   | 513          | \$500.00           |                           |
| <b>20000393</b>      |              |          |              | <b>\$0.00</b>      |                           |
| 20000394             | 10/10/2019   | skropp   | 810          | (\$625.00)         |                           |
|                      | 10/10/2019   | skropp   | 513          | \$625.00           |                           |
| <b>20000394</b>      |              |          |              | <b>\$0.00</b>      |                           |
| 20000395             | 10/10/2019   | cdoran   | 810          | (\$100.00)         | COVER XCOUNTRY COUNTY     |
|                      | 10/10/2019   | cdoran   | 810          | \$100.00           | COVER XCOUNTRY COUNTY     |
| <b>20000395</b>      |              |          |              | <b>\$0.00</b>      |                           |
| 20000397             | 10/11/2019   | kmccormi | 390          | (\$500.00)         | TO COVER NEG BALANCE      |
|                      | 10/11/2019   | kmccormi | 390          | \$500.00           | TO COVER NEG BALANCE      |
| <b>20000397</b>      |              |          |              | <b>\$0.00</b>      |                           |
| 20000399             | 10/11/2019   | eronayne | 513          | (\$208.35)         | TRANSFER TO 30W 513       |
|                      | 10/11/2019   | eronayne | 513          | \$208.35           | TRANSFER TO 30W 513       |
| <b>20000399</b>      |              |          |              | <b>\$0.00</b>      |                           |
| 20000400             | 10/11/2019   | msmith2  | 810          | (\$50.00)          | TRANSFER TO PROG. 31 811  |
|                      | 10/11/2019   | msmith2  | 811          | \$50.00            | TRANSFER TO PROG. 31 811  |
| <b>20000400</b>      |              |          |              | <b>\$0.00</b>      |                           |
| 20000401             | 10/11/2019   | dclark1  | 635          | \$514.27           | TO CORRECT SHORTAGES      |
|                      | 10/11/2019   | dclark1  | 123          | \$86.48            | TO CORRECT SHORTAGES      |
|                      | 10/11/2019   | dclark1  | 153          | \$17.94            | TO CORRECT SHORTAGES      |
|                      | 10/11/2019   | dclark1  | 123          | \$207.54           | TO CORRECT SHORTAGES      |
|                      | 10/11/2019   | dclark1  | 153          | \$250.96           | TO CORRECT SHORTAGES      |
|                      | 10/11/2019   | dclark1  | 610          | (\$1,077.19)       | TO CORRECT SHORTAGES      |
| <b>20000401</b>      |              |          |              | <b>\$0.00</b>      |                           |
| 20000402             | 10/11/2019   | msmith2  | 442          | (\$130.00)         | TRANSFER TO 430           |
|                      | 10/11/2019   | msmith2  | 430          | \$130.00           | TRANSFER TO 430           |
| <b>20000402</b>      |              |          |              | <b>\$0.00</b>      |                           |
| 20000405             | 10/11/2019   | mbrown1  | 315          | (\$157.73)         | TO COVER INSIGHT INVOICES |
|                      | 10/11/2019   | mbrown1  | 315          | (\$50.00)          | TO COVER INSIGHT INVOICES |
|                      | 10/11/2019   | mbrown1  | 315          | (\$202.13)         | TO COVER INSIGHT INVOICES |
|                      | 10/11/2019   | mbrown1  | 123          | \$409.86           | TO COVER INSIGHT INVOICES |
| <b>20000405</b>      |              |          |              | <b>\$0.00</b>      |                           |
| 20000406             | 10/11/2019   | bgiallor | 315          | (\$900.00)         | COVER REQ                 |
|                      | 10/11/2019   | bgiallor | 610          | \$900.00           | COVER REQ                 |
| <b>20000406</b>      |              |          |              | <b>\$0.00</b>      |                           |
| 20000407             | 10/11/2019   | bgiallor | 123          | (\$290.00)         | COVER REQ                 |
|                      | 10/11/2019   | bgiallor | 610          | \$290.00           | COVER REQ                 |
| <b>20000407</b>      |              |          |              | <b>\$0.00</b>      |                           |
| 20000408             | 10/11/2019   | bgiallor | 758          | (\$1,000.00)       | COVER REQ                 |
|                      | 10/11/2019   | bgiallor | 610          | \$1,000.00         | COVER REQ                 |
| <b>20000408</b>      |              |          |              | <b>\$0.00</b>      |                           |

## Budget Transfers By Period

| Journal Entry Number | Date Entered | Operator | Account Code | Transaction Amount | Transaction Description |
|----------------------|--------------|----------|--------------|--------------------|-------------------------|
| 20000409             | 10/11/2019   | bgiallor | 640          | (\$500.00)         | COVER REQ               |
|                      | 10/11/2019   | bgiallor | 324          | \$500.00           | COVER REQ               |
| <b>20000409</b>      |              |          |              | <b>\$0.00</b>      |                         |
| 20000410             | 10/14/2019   | mpitt    | 610          | (\$100.00)         | COVER EXPENSES          |
|                      | 10/14/2019   | mpitt    | 640          | \$100.00           | COVER EXPENSES          |
| <b>20000410</b>      |              |          |              | <b>\$0.00</b>      |                         |
| 20000411             | 10/14/2019   | pcattin  | 610          | (\$332.38)         | COVER TRANS COST        |
|                      | 10/14/2019   | pcattin  | 513          | \$332.38           | COVER TRANS COST        |
| <b>20000411</b>      |              |          |              | <b>\$0.00</b>      |                         |
| 20000412             | 10/14/2019   | pcattin  | 610          | (\$150.00)         | COVER COST OF SUBS      |
|                      | 10/14/2019   | pcattin  | 315          | \$150.00           | COVER COST OF SUBS      |
| <b>20000412</b>      |              |          |              | <b>\$0.00</b>      |                         |
| 20000413             | 10/14/2019   | pcattin  | 610          | (\$150.00)         | COVER COST OF TRANS     |
|                      | 10/14/2019   | pcattin  | 513          | \$150.00           | COVER COST OF TRANS     |
| <b>20000413</b>      |              |          |              | <b>\$0.00</b>      |                         |
| 20000414             | 10/14/2019   | skropp   | 610          | (\$446.50)         |                         |
|                      | 10/14/2019   | skropp   | 390          | \$446.50           |                         |
| <b>20000414</b>      |              |          |              | <b>\$0.00</b>      |                         |
| 20000415             | 10/14/2019   | skropp   | 810          | (\$150.00)         |                         |
|                      | 10/14/2019   | skropp   | 390          | \$150.00           |                         |
| <b>20000415</b>      |              |          |              | <b>\$0.00</b>      |                         |
| 20000416             | 10/14/2019   | skropp   | 580          | (\$400.00)         |                         |
|                      | 10/14/2019   | skropp   | 390          | \$400.00           |                         |
| <b>20000416</b>      |              |          |              | <b>\$0.00</b>      |                         |
| 20000417             | 10/14/2019   | bgiallor | 610          | (\$996.01)         | COVER REQ               |
|                      | 10/14/2019   | bgiallor | 324          | \$996.01           | COVER REQ               |
| <b>20000417</b>      |              |          |              | <b>\$0.00</b>      |                         |
| 20000418             | 10/14/2019   | daron    | 581          | (\$100.00)         | CYBER SEC               |
|                      | 10/14/2019   | daron    | 811          | \$300.00           | CYBER SEC               |
|                      | 10/14/2019   | daron    | 810          | (\$300.00)         | CYBER SEC               |
|                      | 10/14/2019   | daron    | 324          | \$100.00           | CYBER SEC               |
| <b>20000418</b>      |              |          |              | <b>\$0.00</b>      |                         |
| 20000419             | 10/14/2019   | daron    | 650          | (\$150.00)         |                         |
|                      | 10/14/2019   | daron    | 530          | \$350.00           |                         |
|                      | 10/14/2019   | daron    | 650          | (\$350.00)         |                         |
|                      | 10/14/2019   | daron    | 348          | \$150.00           |                         |
| <b>20000419</b>      |              |          |              | <b>\$0.00</b>      |                         |
| 20000420             | 10/14/2019   | daron    | 153          | (\$56.00)          |                         |
|                      | 10/14/2019   | daron    | 153          | \$56.00            |                         |
| <b>20000420</b>      |              |          |              | <b>\$0.00</b>      |                         |



## Budget Transfers By Period

| Journal Entry Number | Date Entered | Operator | Account Code | Transaction Amount | Transaction Description |
|----------------------|--------------|----------|--------------|--------------------|-------------------------|
| 20000421             | 10/14/2019   | bgiallor | 123          | (\$10.00)          | COVER REQ               |
|                      | 10/14/2019   | bgiallor | 610          | \$10.00            | COVER REQ               |
| <b>20000421</b>      |              |          |              | <b>\$0.00</b>      |                         |
| 20000422             | 10/15/2019   | eronayne | 610          | (\$168.06)         | TRANSFER TO 30F 635     |
|                      | 10/15/2019   | eronayne | 635          | \$168.06           | TRANSFER TO 30F 635     |
| <b>20000422</b>      |              |          |              | <b>\$0.00</b>      |                         |
| 20000423             | 10/15/2019   | bgiallor | 123          | (\$200.00)         | COVER REQ               |
|                      | 10/15/2019   | bgiallor | 640          | \$200.00           | COVER REQ               |
| <b>20000423</b>      |              |          |              | <b>\$0.00</b>      |                         |
| 20000424             | 10/15/2019   | kmccormi | 610          | (\$100.00)         | TO BUY HELMET           |
|                      | 10/15/2019   | kmccormi | 610          | \$100.00           | TO BUY HELMET           |
| <b>20000424</b>      |              |          |              | <b>\$0.00</b>      |                         |
| 20000426             | 10/15/2019   | cdoran   | 810          | (\$100.00)         | COVER CROSS COUNTRY     |
|                      | 10/15/2019   | cdoran   | 810          | \$100.00           | COVER CROSS COUNTRY     |
| <b>20000426</b>      |              |          |              | <b>\$0.00</b>      |                         |
| 20000427             | 10/15/2019   | bgiallor | 610          | (\$1,000.00)       | COVER REQ               |
|                      | 10/15/2019   | bgiallor | 324          | \$1,000.00         | COVER REQ               |
| <b>20000427</b>      |              |          |              | <b>\$0.00</b>      |                         |
| 20000428             | 10/15/2019   | bgiallor | 640          | (\$200.00)         | COVER REQ               |
|                      | 10/15/2019   | bgiallor | 324          | \$200.00           | COVER REQ               |
| <b>20000428</b>      |              |          |              | <b>\$0.00</b>      |                         |
| 20000429             | 10/15/2019   | bgiallor | 640          | (\$6,000.00)       | COVER REQ               |
|                      | 10/15/2019   | bgiallor | 324          | \$6,000.00         | COVER REQ               |
| <b>20000429</b>      |              |          |              | <b>\$0.00</b>      |                         |
| 20000430             | 10/15/2019   | bgiallor | 324          | (\$3,000.00)       | COVER REQ               |
|                      | 10/15/2019   | bgiallor | 650          | \$3,000.00         | COVER REQ               |
| <b>20000430</b>      |              |          |              | <b>\$0.00</b>      |                         |
| 20000431             | 10/16/2019   | skropp   | 610          | (\$160.16)         |                         |
|                      | 10/16/2019   | skropp   | 513          | \$160.16           |                         |
| <b>20000431</b>      |              |          |              | <b>\$0.00</b>      |                         |
| 20000432             | 10/16/2019   | skropp   | 390          | (\$375.00)         |                         |
|                      | 10/16/2019   | skropp   | 513          | \$375.00           |                         |
| <b>20000432</b>      |              |          |              | <b>\$0.00</b>      |                         |
| 20000433             | 10/16/2019   | skropp   | 513          | (\$540.00)         |                         |
|                      | 10/16/2019   | skropp   | 513          | \$540.00           |                         |
| <b>20000433</b>      |              |          |              | <b>\$0.00</b>      |                         |
| 20000434             | 10/16/2019   | skropp   | 810          | (\$500.00)         |                         |
|                      | 10/16/2019   | skropp   | 513          | \$500.00           |                         |
| <b>20000434</b>      |              |          |              | <b>\$0.00</b>      |                         |
| 20000435             | 10/16/2019   | skropp   | 513          | (\$390.00)         |                         |
|                      | 10/16/2019   | skropp   | 810          | \$390.00           |                         |
| <b>20000435</b>      |              |          |              | <b>\$0.00</b>      |                         |

## Budget Transfers By Period

| Journal Entry Number | Date Entered | Operator | Account Code | Transaction Amount | Transaction Description |
|----------------------|--------------|----------|--------------|--------------------|-------------------------|
| 20000436             | 10/16/2019   | cdoran   | 811          | (\$165.00)         | SPELLING BEE            |
|                      | 10/16/2019   | cdoran   | 810          | \$165.00           | SPELLING BEE            |
| <b>20000436</b>      |              |          |              | <b>\$0.00</b>      |                         |
| 20000437             | 10/16/2019   | koswald  | 635          | \$1,000.00         |                         |
|                      | 10/16/2019   | koswald  | 123          | (\$1,000.00)       |                         |
|                      | 10/16/2019   | koswald  | 315          | \$5,000.00         |                         |
|                      | 10/16/2019   | koswald  | 123          | (\$5,000.00)       |                         |
| <b>20000437</b>      |              |          |              | <b>\$0.00</b>      |                         |
| 20000438             | 10/16/2019   | koswald  | 581          | \$113.49           |                         |
|                      | 10/16/2019   | koswald  | 580          | (\$113.49)         |                         |
| <b>20000438</b>      |              |          |              | <b>\$0.00</b>      |                         |
| 20000439             | 10/16/2019   | eronayne | 610          | (\$1,349.22)       | TRANSFER TO 30S 610     |
|                      | 10/16/2019   | eronayne | 610          | \$1,349.22         | TRANSFER TO 30S 610     |
| <b>20000439</b>      |              |          |              | <b>\$0.00</b>      |                         |
| 20000440             | 10/16/2019   | eronayne | 610          | (\$887.94)         | TRANSFER TO 30S 610     |
|                      | 10/16/2019   | eronayne | 610          | \$887.94           | TRANSFER TO 30S 610     |
| <b>20000440</b>      |              |          |              | <b>\$0.00</b>      |                         |
| 20000441             | 10/16/2019   | eronayne | 610          | (\$400.00)         | TRANSFER TO 30S 610     |
|                      | 10/16/2019   | eronayne | 610          | \$400.00           | TRANSFER TO 30S 610     |
| <b>20000441</b>      |              |          |              | <b>\$0.00</b>      |                         |
| 20000442             | 10/16/2019   | eronayne | 610          | (\$514.00)         | TRANSFER TO 30S 610     |
|                      | 10/16/2019   | eronayne | 610          | \$514.00           | TRANSFER TO 30S 610     |
| <b>20000442</b>      |              |          |              | <b>\$0.00</b>      |                         |
| 20000443             | 10/16/2019   | eronayne | 513          | (\$332.42)         | TRANSFER TO 30S 610     |
|                      | 10/16/2019   | eronayne | 610          | \$332.42           | TRANSFER TO 30S 610     |
| <b>20000443</b>      |              |          |              | <b>\$0.00</b>      |                         |
| 20000444             | 10/16/2019   | eronayne | 430          | (\$1,600.00)       | TRANSFER TO 30S 610     |
|                      | 10/16/2019   | eronayne | 610          | \$1,600.00         | TRANSFER TO 30S 610     |
| <b>20000444</b>      |              |          |              | <b>\$0.00</b>      |                         |
| 20000445             | 10/17/2019   | pcattin  | 610          | (\$700.00)         | COVER EXP FOR BOOKS     |
|                      | 10/17/2019   | pcattin  | 640          | \$700.00           | COVER EXP FOR BOOKS     |
| <b>20000445</b>      |              |          |              | <b>\$0.00</b>      |                         |
| 20000446             | 10/17/2019   | bgiallor | 610          | (\$250.00)         | COVER REQ               |
|                      | 10/17/2019   | bgiallor | 650          | \$250.00           | COVER REQ               |
| <b>20000446</b>      |              |          |              | <b>\$0.00</b>      |                         |
| 20000447             | 10/17/2019   | bgiallor | 640          | (\$55.00)          | NEG. BAL                |
|                      | 10/17/2019   | bgiallor | 610          | \$55.00            | NEG. BAL                |
| <b>20000447</b>      |              |          |              | <b>\$0.00</b>      |                         |
| 20000448             | 10/17/2019   | kmccormi | 513          | (\$101.74)         | TO PAY BILL             |
|                      | 10/17/2019   | kmccormi | 444          | \$101.74           | TO PAY BILL             |
| <b>20000448</b>      |              |          |              | <b>\$0.00</b>      |                         |

## Budget Transfers By Period

| Journal Entry Number | Date Entered | Operator | Account Code | Transaction Amount      | Transaction Description |
|----------------------|--------------|----------|--------------|-------------------------|-------------------------|
| 20000449             | 10/18/2019   | pcattin  | 610          | (\$2,500.00)            | COVER EXP FOR MATERIALS |
|                      | 10/18/2019   | pcattin  | 610          | \$2,500.00              | COVER EXP FOR MATERIALS |
| <b>20000449</b>      |              |          |              | <b>\$0.00</b>           |                         |
| 20000450             | 10/18/2019   | eronayne | 811          | (\$15.00)               | TRANSFER TO 30Y 810     |
|                      | 10/18/2019   | eronayne | 810          | \$15.00                 | TRANSFER TO 30Y 810     |
| <b>20000450</b>      |              |          |              | <b>\$0.00</b>           |                         |
| 20000451             | 10/18/2019   | ljones   | 610          | \$75.00                 | NEG BAL                 |
|                      | 10/18/2019   | ljones   | 610          | (\$75.00)               | NEG BAL                 |
| <b>20000451</b>      |              |          |              | <b>\$0.00</b>           |                         |
| 20000452             | 10/18/2019   | ljones   | 610          | \$1,460.00              | NEG BAL                 |
|                      | 10/18/2019   | ljones   | 610          | (\$1,460.00)            | NEG BAL                 |
| <b>20000452</b>      |              |          |              | <b>\$0.00</b>           |                         |
| 20000453             | 10/18/2019   | ljones   | 610          | \$280.00                | NEG BAL                 |
|                      | 10/18/2019   | ljones   | 610          | (\$280.00)              | NEG BAL                 |
| <b>20000453</b>      |              |          |              | <b>\$0.00</b>           |                         |
| 20000454             | 10/18/2019   | daron    | 324          | (\$1,075.00)            |                         |
|                      | 10/18/2019   | daron    | 650          | \$1,075.00              |                         |
| <b>20000454</b>      |              |          |              | <b>\$0.00</b>           |                         |
| 20000455             | 10/18/2019   | ljones   | 123          | \$1,080.00              | NEG BAL                 |
|                      | 10/18/2019   | ljones   | 315          | (\$1,080.00)            | NEG BAL                 |
| <b>20000455</b>      |              |          |              | <b>\$0.00</b>           |                         |
| 20000456             | 10/18/2019   | sryan2   | 610          | \$8,116.00              | PPA ADJ 10/1 ENROLLMENT |
|                      | 10/18/2019   | sryan2   | 610          | (\$1,321.00)            | PPA ADJ 10/1 ENROLLMENT |
|                      | 10/18/2019   | sryan2   | 610          | (\$1,699.00)            | PPA ADJ 10/1 ENROLLMENT |
|                      | 10/18/2019   | sryan2   | 610          | (\$1,018.00)            | PPA ADJ 10/1 ENROLLMENT |
|                      | 10/18/2019   | sryan2   | 610          | \$727.00                | PPA ADJ 10/1 ENROLLMENT |
|                      | 10/18/2019   | sryan2   | 610          | (\$872.00)              | PPA ADJ 10/1 ENROLLMENT |
|                      | 10/18/2019   | sryan2   | 610          | (\$2,684.00)            | PPA ADJ 10/1 ENROLLMENT |
|                      | 10/18/2019   | sryan2   | 610          | \$3,623.00              | PPA ADJ 10/1 ENROLLMENT |
|                      | 10/18/2019   | sryan2   | 610          | \$4,429.00              | PPA ADJ 10/1 ENROLLMENT |
|                      | 10/18/2019   | sryan2   | 610          | \$1,745.00              | PPA ADJ 10/1 ENROLLMENT |
|                      | 10/18/2019   | sryan2   | 610          | (\$2,952.00)            | PPA ADJ 10/1 ENROLLMENT |
|                      | 10/18/2019   | sryan2   | 610          | \$1,074.00              | PPA ADJ 10/1 ENROLLMENT |
|                      | 10/18/2019   | sryan2   | 610          | \$2,818.00              | PPA ADJ 10/1 ENROLLMENT |
|                      | 10/18/2019   | sryan2   | 610          | (\$2,147.00)            | PPA ADJ 10/1 ENROLLMENT |
|                      | 10/18/2019   | sryan2   | 610          | (\$2,281.00)            | PPA ADJ 10/1 ENROLLMENT |
|                      | 10/18/2019   | sryan2   | 610          | (\$537.00)              | PPA ADJ 10/1 ENROLLMENT |
| 10/18/2019           | sryan2       | 890      | (\$7,021.00) | PPA ADJ 10/1 ENROLLMENT |                         |
| <b>20000456</b>      |              |          |              | <b>\$0.00</b>           |                         |
| 20000457             | 10/18/2019   | eronayne | 610          | (\$697.00)              | TRANSFER TO 30S 610     |
|                      | 10/18/2019   | eronayne | 610          | \$697.00                | TRANSFER TO 30S 610     |
| <b>20000457</b>      |              |          |              | <b>\$0.00</b>           |                         |

## Budget Transfers By Period

| Journal Entry Number | Date Entered | Operator | Account Code | Transaction Amount | Transaction Description |
|----------------------|--------------|----------|--------------|--------------------|-------------------------|
| 20000458             | 10/18/2019   | eronayne | 610          | (\$284.00)         | TRANSFER TO 30S 610     |
|                      | 10/18/2019   | eronayne | 610          | \$284.00           | TRANSFER TO 30S 610     |
| <b>20000458</b>      |              |          |              | <b>\$0.00</b>      |                         |
| 20000460             | 10/18/2019   | eronayne | 610          | (\$144.00)         | TRANSFER TO 30S 610     |
|                      | 10/18/2019   | eronayne | 610          | \$144.00           | TRANSFER TO 30S 610     |
| <b>20000460</b>      |              |          |              | <b>\$0.00</b>      |                         |
| 20000461             | 10/18/2019   | eronayne | 610          | (\$288.00)         | TRANSFER TO 30S 610     |
|                      | 10/18/2019   | eronayne | 610          | \$288.00           | TRANSFER TO 30S 610     |
| <b>20000461</b>      |              |          |              | <b>\$0.00</b>      |                         |
| 20000462             | 10/18/2019   | eronayne | 610          | (\$353.60)         | TRANSFER TO 30S 610     |
|                      | 10/18/2019   | eronayne | 610          | \$353.60           | TRANSFER TO 30S 610     |
| <b>20000462</b>      |              |          |              | <b>\$0.00</b>      |                         |
| 20000463             | 10/18/2019   | eronayne | 610          | (\$564.00)         | TRANSFER TO 30S 610     |
|                      | 10/18/2019   | eronayne | 610          | \$564.00           | TRANSFER TO 30S 610     |
| <b>20000463</b>      |              |          |              | <b>\$0.00</b>      |                         |
| 20000464             | 10/18/2019   | sryan2   | 760          | \$9,293.00         | PY PARKING REVENUE      |
|                      | 10/18/2019   | sryan2   | 610          | \$10,726.00        | PY PARKING REVENUE      |
|                      | 10/18/2019   | sryan2   | 324          | \$12,274.00        | PY PARKING REVENUE      |
|                      | 10/18/2019   | sryan2   | 610          | (\$32,293.00)      | PY PARKING REVENUE      |
| <b>20000464</b>      |              |          |              | <b>\$0.00</b>      |                         |
| 20000465             | 10/18/2019   | amcveigh | 610          | (\$104.12)         | TO COVER DEFICIT        |
|                      | 10/18/2019   | amcveigh | 153          | \$104.12           | TO COVER DEFICIT        |
| <b>20000465</b>      |              |          |              | <b>\$0.00</b>      |                         |
| 20000467             | 10/18/2019   | sryan2   | 610          | \$195.00           | AIMSWEB LICENSE PURCH   |
|                      | 10/18/2019   | sryan2   | 650          | (\$65.00)          | AIMSWEB LICENSE PURCH   |
|                      | 10/18/2019   | sryan2   | 810          | (\$65.00)          | AIMSWEB LICENSE PURCH   |
|                      | 10/18/2019   | sryan2   | 610          | (\$65.00)          | AIMSWEB LICENSE PURCH   |
| <b>20000467</b>      |              |          |              | <b>\$0.00</b>      |                         |
| 20000468             | 10/21/2019   | bgiallor | 610          | (\$400.00)         | COVER REQ               |
|                      | 10/21/2019   | bgiallor | 323          | \$400.00           | COVER REQ               |
| <b>20000468</b>      |              |          |              | <b>\$0.00</b>      |                         |
| 20000469             | 10/21/2019   | eronayne | 390          | (\$39.00)          | TRANSFER TO 30E 610     |
|                      | 10/21/2019   | eronayne | 610          | \$39.00            | TRANSFER TO 30E 610     |
| <b>20000469</b>      |              |          |              | <b>\$0.00</b>      |                         |
| 20000470             | 10/21/2019   | kmccormi | 610          | (\$350.00)         | TO PAY ENTRY FEE        |
|                      | 10/21/2019   | kmccormi | 810          | \$350.00           | TO PAY ENTRY FEE        |
| <b>20000470</b>      |              |          |              | <b>\$0.00</b>      |                         |
| 20000472             | 10/21/2019   | ljones   | 610          | \$50.00            | ZERO BAL                |
|                      | 10/21/2019   | ljones   | 610          | (\$50.00)          | ZERO BAL                |
| <b>20000472</b>      |              |          |              | <b>\$0.00</b>      |                         |

## Budget Transfers By Period

| Journal Entry Number | Date Entered | Operator | Account Code | Transaction Amount | Transaction Description |
|----------------------|--------------|----------|--------------|--------------------|-------------------------|
| 20000473             | 10/21/2019   | ralexand | 513          | (\$150.00)         | COVER NEGATIVE BALANCE  |
|                      | 10/21/2019   | ralexand | 610          | \$150.00           | COVER NEGATIVE BALANCE  |
| <b>20000473</b>      |              |          |              | <b>\$0.00</b>      |                         |
| 20000474             | 10/22/2019   | bgiallor | 123          | (\$100.00)         | COVER REQ               |
|                      | 10/22/2019   | bgiallor | 635          | \$100.00           | COVER REQ               |
| <b>20000474</b>      |              |          |              | <b>\$0.00</b>      |                         |
| 20000475             | 10/22/2019   | ralexand | 760          | (\$203.00)         | COVER RUG FOR READING   |
|                      | 10/22/2019   | ralexand | 610          | \$203.00           | COVER RUG FOR READING   |
| <b>20000475</b>      |              |          |              | <b>\$0.00</b>      |                         |
| 20000476             | 10/22/2019   | skropp   | 610          | (\$323.34)         |                         |
|                      | 10/22/2019   | skropp   | 390          | \$323.34           |                         |
| <b>20000476</b>      |              |          |              | <b>\$0.00</b>      |                         |
| 20000477             | 10/22/2019   | skropp   | 513          | (\$500.00)         |                         |
|                      | 10/22/2019   | skropp   | 390          | \$500.00           |                         |
| <b>20000477</b>      |              |          |              | <b>\$0.00</b>      |                         |
| 20000478             | 10/22/2019   | scatramb | 610          | (\$20.00)          | COVER DUES FOR SWIS     |
|                      | 10/22/2019   | scatramb | 810          | \$20.00            | COVER DUES FOR SWIS     |
| <b>20000478</b>      |              |          |              | <b>\$0.00</b>      |                         |
| 20000480             | 10/22/2019   | ljones   | 610          | (\$550.00)         | TRANS PER AD            |
|                      | 10/22/2019   | ljones   | 610          | \$550.00           | TRANS PER AD            |
| <b>20000480</b>      |              |          |              | <b>\$0.00</b>      |                         |
| 20000481             | 10/22/2019   | ljones   | 610          | (\$400.00)         | TRANS PER AD            |
|                      | 10/22/2019   | ljones   | 610          | \$400.00           | TRANS PER AD            |
| <b>20000481</b>      |              |          |              | <b>\$0.00</b>      |                         |
| 20000482             | 10/22/2019   | ljones   | 610          | (\$400.00)         | TRANS PER AD            |
|                      | 10/22/2019   | ljones   | 610          | \$400.00           | TRANS PER AD            |
| <b>20000482</b>      |              |          |              | <b>\$0.00</b>      |                         |
| 20000483             | 10/22/2019   | ljones   | 610          | (\$385.00)         | TRANSFER PER AD         |
|                      | 10/22/2019   | ljones   | 610          | \$385.00           | TRANSFER PER AD         |
| <b>20000483</b>      |              |          |              | <b>\$0.00</b>      |                         |
| 20000484             | 10/22/2019   | ljones   | 610          | (\$487.00)         | TRANSFER PER AD         |
|                      | 10/22/2019   | ljones   | 610          | \$487.00           | TRANSFER PER AD         |
| <b>20000484</b>      |              |          |              | <b>\$0.00</b>      |                         |
| 20000485             | 10/22/2019   | ljones   | 610          | (\$187.00)         | TRANSFER FROM AD        |
|                      | 10/22/2019   | ljones   | 610          | \$187.00           | TRANSFER FROM AD        |
| <b>20000485</b>      |              |          |              | <b>\$0.00</b>      |                         |
| 20000486             | 10/22/2019   | ljones   | 610          | (\$487.00)         | TRANS PER AD            |
|                      | 10/22/2019   | ljones   | 610          | \$487.00           | TRANS PER AD            |
| <b>20000486</b>      |              |          |              | <b>\$0.00</b>      |                         |
| 20000487             | 10/22/2019   | ljones   | 610          | (\$387.00)         | TRANSFER PER AD         |
|                      | 10/22/2019   | ljones   | 610          | \$387.00           | TRANSFER PER AD         |
| <b>20000487</b>      |              |          |              | <b>\$0.00</b>      |                         |

## Budget Transfers By Period

| Journal Entry Number | Date Entered | Operator | Account Code | Transaction Amount | Transaction Description |
|----------------------|--------------|----------|--------------|--------------------|-------------------------|
| 20000488             | 10/22/2019   | bgiallor | 610          | (\$70.00)          | COVER REQ               |
|                      | 10/22/2019   | bgiallor | 640          | \$70.00            | COVER REQ               |
| <b>20000488</b>      |              |          |              | <b>\$0.00</b>      |                         |
| 20000489             | 10/22/2019   | ljones   | 610          | (\$253.00)         | TRANSFER PER AD         |
|                      | 10/22/2019   | ljones   | 610          | \$253.00           | TRANSFER PER AD         |
| <b>20000489</b>      |              |          |              | <b>\$0.00</b>      |                         |
| 20000490             | 10/22/2019   | jford    | 610          | (\$35.00)          | TO PAY DUES             |
|                      | 10/22/2019   | jford    | 810          | \$35.00            | TO PAY DUES             |
| <b>20000490</b>      |              |          |              | <b>\$0.00</b>      |                         |
| 20000491             | 10/22/2019   | bgiallor | 123          | (\$1,000.00)       | COVER REQ               |
|                      | 10/22/2019   | bgiallor | 640          | \$1,000.00         | COVER REQ               |
| <b>20000491</b>      |              |          |              | <b>\$0.00</b>      |                         |
| 20000492             | 10/22/2019   | ljones   | 610          | (\$487.00)         | TRANSFER PER AD         |
|                      | 10/22/2019   | ljones   | 610          | \$487.00           | TRANSFER PER AD         |
| <b>20000492</b>      |              |          |              | <b>\$0.00</b>      |                         |
| 20000493             | 10/22/2019   | ljones   | 348          | (\$128.00)         | TRANSFER PER AD         |
|                      | 10/22/2019   | ljones   | 610          | \$128.00           | TRANSFER PER AD         |
| <b>20000493</b>      |              |          |              | <b>\$0.00</b>      |                         |
| 20000494             | 10/22/2019   | ljones   | 530          | (\$428.00)         | TRANSFER PER AD         |
|                      | 10/22/2019   | ljones   | 610          | \$428.00           | TRANSFER PER AD         |
| <b>20000494</b>      |              |          |              | <b>\$0.00</b>      |                         |
| 20000495             | 10/22/2019   | ljones   | 810          | (\$150.00)         | TRANSFER PER AD         |
|                      | 10/22/2019   | ljones   | 610          | \$150.00           | TRANSFER PER AD         |
| <b>20000495</b>      |              |          |              | <b>\$0.00</b>      |                         |
| 20000496             | 10/22/2019   | ljones   | 811          | (\$225.00)         | TRANSFER PER AD         |
|                      | 10/22/2019   | ljones   | 610          | \$225.00           | TRANSFER PER AD         |
| <b>20000496</b>      |              |          |              | <b>\$0.00</b>      |                         |
| 20000497             | 10/22/2019   | ljones   | 610          | \$2,573.00         | NEG BAL                 |
|                      | 10/22/2019   | ljones   | 610          | (\$2,573.00)       | NEG BAL                 |
| <b>20000497</b>      |              |          |              | <b>\$0.00</b>      |                         |
| 20000499             | 10/22/2019   | eronayne | 610          | (\$529.99)         | TRANSFER TO 30A 610     |
|                      | 10/22/2019   | eronayne | 610          | \$529.99           | TRANSFER TO 30A 610     |
| <b>20000499</b>      |              |          |              | <b>\$0.00</b>      |                         |
| 20000500             | 10/22/2019   | lteodoro | 610          | (\$253.52)         | SEC ED SUB COSTS        |
|                      | 10/22/2019   | lteodoro | 330          | \$253.52           | SEC ED SUB COSTS        |
| <b>20000500</b>      |              |          |              | <b>\$0.00</b>      |                         |
| 20000501             | 10/23/2019   | bgiallor | 123          | (\$2,000.00)       | COVER REQ               |
|                      | 10/23/2019   | bgiallor | 640          | \$2,000.00         | COVER REQ               |
| <b>20000501</b>      |              |          |              | <b>\$0.00</b>      |                         |
| 20000502             | 10/23/2019   | mbrown1  | 650          | (\$500.00)         | TO COVER DEMCO PO       |
|                      | 10/23/2019   | mbrown1  | 610          | \$500.00           | TO COVER DEMCO PO       |
| <b>20000502</b>      |              |          |              | <b>\$0.00</b>      |                         |

## Budget Transfers By Period

| Journal Entry Number | Date Entered | Operator | Account Code | Transaction Amount | Transaction Description  |
|----------------------|--------------|----------|--------------|--------------------|--------------------------|
| 20000503             | 10/23/2019   | bgiallor | 640          | (\$50.00)          | COVER REQ                |
|                      | 10/23/2019   | bgiallor | 635          | \$50.00            | COVER REQ                |
| <b>20000503</b>      |              |          |              | <b>\$0.00</b>      |                          |
| 20000504             | 10/23/2019   | skropp   | 610          | (\$700.00)         |                          |
|                      | 10/23/2019   | skropp   | 610          | \$700.00           |                          |
| <b>20000504</b>      |              |          |              | <b>\$0.00</b>      |                          |
| 20000505             | 10/23/2019   | skropp   | 610          | (\$700.00)         |                          |
|                      | 10/23/2019   | skropp   | 610          | \$700.00           |                          |
| <b>20000505</b>      |              |          |              | <b>\$0.00</b>      |                          |
| 20000506             | 10/23/2019   | skropp   | 610          | (\$1,465.83)       |                          |
|                      | 10/23/2019   | skropp   | 610          | \$1,465.83         |                          |
| <b>20000506</b>      |              |          |              | <b>\$0.00</b>      |                          |
| 20000507             | 10/23/2019   | skropp   | 810          | (\$2,770.00)       |                          |
|                      | 10/23/2019   | skropp   | 610          | \$2,770.00         |                          |
| <b>20000507</b>      |              |          |              | <b>\$0.00</b>      |                          |
| 20000508             | 10/24/2019   | bgiallor | 640          | (\$50.00)          | COVER REQ                |
|                      | 10/24/2019   | bgiallor | 610          | \$50.00            | COVER REQ                |
| <b>20000508</b>      |              |          |              | <b>\$0.00</b>      |                          |
| 20000509             | 10/24/2019   | skropp   | 610          | (\$30.00)          |                          |
|                      | 10/24/2019   | skropp   | 513          | \$30.00            |                          |
| <b>20000509</b>      |              |          |              | <b>\$0.00</b>      |                          |
| 20000510             | 10/24/2019   | kverdi   | 610          | (\$306.40)         | TO COVER FIELD TRIP EXP. |
|                      | 10/24/2019   | kverdi   | 513          | \$246.40           | TO COVER FIELD TRIP EXP. |
|                      | 10/24/2019   | kverdi   | 810          | \$60.00            | TO COVER FIELD TRIP EXP. |
| <b>20000510</b>      |              |          |              | <b>\$0.00</b>      |                          |
| 20000511             | 10/24/2019   | pcattin  | 650          | (\$2,000.00)       | COVER OVERAGE            |
|                      | 10/24/2019   | pcattin  | 315          | \$2,000.00         | COVER OVERAGE            |
| <b>20000511</b>      |              |          |              | <b>\$0.00</b>      |                          |
| 20000512             | 10/24/2019   | bgiallor | 650          | (\$1,000.00)       | COVER EXP RPTS           |
|                      | 10/24/2019   | bgiallor | 581          | \$1,000.00         | COVER EXP RPTS           |
| <b>20000512</b>      |              |          |              | <b>\$0.00</b>      |                          |
| 20000513             | 10/24/2019   | bgiallor | 123          | (\$900.00)         | COVER B.C.               |
|                      | 10/24/2019   | bgiallor | 123          | \$900.00           | COVER B.C.               |
| <b>20000513</b>      |              |          |              | <b>\$0.00</b>      |                          |
| 20000514             | 10/24/2019   | koswald  | 123          | \$2,000.00         |                          |
|                      | 10/24/2019   | koswald  | 610          | (\$2,000.00)       |                          |
| <b>20000514</b>      |              |          |              | <b>\$0.00</b>      |                          |
| 20000515             | 10/25/2019   | bgiallor | 650          | (\$500.00)         | COVER REQ                |
|                      | 10/25/2019   | bgiallor | 324          | \$500.00           | COVER REQ                |
| <b>20000515</b>      |              |          |              | <b>\$0.00</b>      |                          |

## Budget Transfers By Period

| Journal Entry Number | Date Entered | Operator | Account Code | Transaction Amount | Transaction Description |
|----------------------|--------------|----------|--------------|--------------------|-------------------------|
| 20000516             | 10/25/2019   | ljones   | 610          | (\$400.00)         | TRANS FUNDS             |
|                      | 10/25/2019   | ljones   | 430          | \$400.00           | TRANS FUNDS             |
| <b>20000516</b>      |              |          |              | <b>\$0.00</b>      |                         |
| 20000518             | 10/25/2019   | ralexand | 530          | (\$75.00)          | COVER TRAVEL - PHIL     |
|                      | 10/25/2019   | ralexand | 580          | \$75.00            | COVER TRAVEL - PHIL     |
| <b>20000518</b>      |              |          |              | <b>\$0.00</b>      |                         |
| 20000519             | 10/25/2019   | daron    | 324          | (\$50.00)          |                         |
|                      | 10/25/2019   | daron    | 650          | \$50.00            |                         |
| <b>20000519</b>      |              |          |              | <b>\$0.00</b>      |                         |
| 20000520             | 10/25/2019   | msmith2  | 610          | (\$7.45)           | TRANSFER TO PS 153      |
|                      | 10/25/2019   | msmith2  | 153          | \$7.45             | TRANSFER TO PS 153      |
| <b>20000520</b>      |              |          |              | <b>\$0.00</b>      |                         |
| 20000521             | 10/25/2019   | msmith2  | 610          | (\$51.47)          | TRANSFER TO SS 640      |
|                      | 10/25/2019   | msmith2  | 640          | \$51.47            | TRANSFER TO SS 640      |
| <b>20000521</b>      |              |          |              | <b>\$0.00</b>      |                         |
| 20000523             | 10/28/2019   | bgiallor | 650          | (\$2,500.00)       | COVER INSIGHT #7048     |
|                      | 10/28/2019   | bgiallor | 315          | \$2,500.00         | COVER INSIGHT #7048     |
| <b>20000523</b>      |              |          |              | <b>\$0.00</b>      |                         |
| 20000524             | 10/28/2019   | bgiallor | 324          | (\$400.00)         | COVER INSIGHT #7130     |
|                      | 10/28/2019   | bgiallor | 315          | \$400.00           | COVER INSIGHT #7130     |
| <b>20000524</b>      |              |          |              | <b>\$0.00</b>      |                         |
| 20000525             | 10/28/2019   | cdoran   | 640          | (\$800.00)         | COVER AMAZON            |
|                      | 10/28/2019   | cdoran   | 610          | \$800.00           | COVER AMAZON            |
| <b>20000525</b>      |              |          |              | <b>\$0.00</b>      |                         |
| 20000526             | 10/29/2019   | lteodoro | 569          | (\$500.00)         | CYBER SCHOOL START UP   |
|                      | 10/29/2019   | lteodoro | 324          | \$500.00           | CYBER SCHOOL START UP   |
| <b>20000526</b>      |              |          |              | <b>\$0.00</b>      |                         |
| 20000527             | 10/29/2019   | cdoran   | 430          | (\$200.00)         | COVER WEGMANS ADDITION  |
|                      | 10/29/2019   | cdoran   | 610          | \$200.00           | COVER WEGMANS ADDITION  |
| <b>20000527</b>      |              |          |              | <b>\$0.00</b>      |                         |
| 20000528             | 10/29/2019   | cdoran   | 650          | (\$531.00)         | COVER B & N             |
|                      | 10/29/2019   | cdoran   | 640          | \$531.00           | COVER B & N             |
| <b>20000528</b>      |              |          |              | <b>\$0.00</b>      |                         |
| 20000529             | 10/29/2019   | cdoran   | 610          | (\$362.69)         | COVER B & N             |
|                      | 10/29/2019   | cdoran   | 640          | \$362.69           | COVER B & N             |
| <b>20000529</b>      |              |          |              | <b>\$0.00</b>      |                         |
| 20000530             | 10/29/2019   | cdoran   | 640          | (\$606.31)         | COVER B & N             |
|                      | 10/29/2019   | cdoran   | 640          | \$606.31           | COVER B & N             |
| <b>20000530</b>      |              |          |              | <b>\$0.00</b>      |                         |
| 20000531             | 10/29/2019   | cdoran   | 650          | (\$500.00)         | COVER OFFICE DEPOT      |
|                      | 10/29/2019   | cdoran   | 610          | \$500.00           | COVER OFFICE DEPOT      |
| <b>20000531</b>      |              |          |              | <b>\$0.00</b>      |                         |



## Budget Transfers By Period

| Journal Entry Number | Date Entered | Operator | Account Code | Transaction Amount | Transaction Description |
|----------------------|--------------|----------|--------------|--------------------|-------------------------|
| 20000532             | 10/30/2019   | sjones1  | 610          | (\$154.95)         | FOR TONER               |
|                      | 10/30/2019   | sjones1  | 618          | \$154.95           | FOR TONER               |
| <b>20000532</b>      |              |          |              | <b>\$0.00</b>      |                         |
| 20000533             | 10/30/2019   | daron    | 324          | (\$533.00)         | BUS                     |
|                      | 10/30/2019   | daron    | 513          | \$533.00           | BUS                     |
| <b>20000533</b>      |              |          |              | <b>\$0.00</b>      |                         |
| 20000534             | 10/30/2019   | pcattin  | 610          | (\$107.00)         | COVER OVERAGE           |
|                      | 10/30/2019   | pcattin  | 635          | \$107.00           | COVER OVERAGE           |
| <b>20000534</b>      |              |          |              | <b>\$0.00</b>      |                         |
| 20000535             | 10/30/2019   | kmccormi | 610          | (\$32.56)          | TO PAY FOR GAS          |
|                      | 10/30/2019   | kmccormi | 580          | \$32.56            | TO PAY FOR GAS          |
| <b>20000535</b>      |              |          |              | <b>\$0.00</b>      |                         |
| 20000537             | 10/30/2019   | bgiallor | 123          | (\$1,500.00)       | COVER REQ               |
|                      | 10/30/2019   | bgiallor | 610          | \$1,500.00         | COVER REQ               |
| <b>20000537</b>      |              |          |              | <b>\$0.00</b>      |                         |
| 20000538             | 10/30/2019   | eronayne | 610          | (\$340.36)         | TRANSFER TO 30S 580     |
|                      | 10/30/2019   | eronayne | 580          | \$340.36           | TRANSFER TO 30S 580     |
| <b>20000538</b>      |              |          |              | <b>\$0.00</b>      |                         |
| 20000539             | 10/30/2019   | bgiallor | 610          | (\$600.00)         | COVER REQ               |
|                      | 10/30/2019   | bgiallor | 610          | \$600.00           | COVER REQ               |
| <b>20000539</b>      |              |          |              | <b>\$0.00</b>      |                         |
| 20000540             | 10/30/2019   | bgiallor | 610          | (\$600.00)         | COVER REQ               |
|                      | 10/30/2019   | bgiallor | 610          | \$600.00           | COVER REQ               |
| <b>20000540</b>      |              |          |              | <b>\$0.00</b>      |                         |
| 20000541             | 10/31/2019   | ralexand | 390          | (\$340.00)         | COVER VANTAGE LEARNING  |
|                      | 10/31/2019   | ralexand | 610          | \$340.00           | COVER VANTAGE LEARNING  |
| <b>20000541</b>      |              |          |              | <b>\$0.00</b>      |                         |
| 20000542             | 10/31/2019   | scatramb | 610          | (\$401.00)         | COVER COPIER            |
|                      | 10/31/2019   | scatramb | 442          | \$401.00           | COVER COPIER            |
| <b>20000542</b>      |              |          |              | <b>\$0.00</b>      |                         |
| 20000544             | 10/31/2019   | kmccormi | 390          | (\$564.00)         | TO PAY FEE              |
|                      | 10/31/2019   | kmccormi | 810          | \$564.00           | TO PAY FEE              |
| <b>20000544</b>      |              |          |              | <b>\$0.00</b>      |                         |
| 20000546             | 10/31/2019   | bgiallor | 123          | (\$1,000.00)       | COVER REQ               |
|                      | 10/31/2019   | bgiallor | 640          | \$1,000.00         | COVER REQ               |
| <b>20000546</b>      |              |          |              | <b>\$0.00</b>      |                         |
| 20000547             | 10/31/2019   | jzoretic | 610          | (\$11.00)          | PURCHASE ART SUPPLIES   |
|                      | 10/31/2019   | jzoretic | 610          | \$11.00            | PURCHASE ART SUPPLIES   |
| <b>20000547</b>      |              |          |              | <b>\$0.00</b>      |                         |
| 20000548             | 10/31/2019   | bgiallor | 610          | (\$1,000.00)       | COVER REQ               |
|                      | 10/31/2019   | bgiallor | 610          | \$1,000.00         | COVER REQ               |
| <b>20000548</b>      |              |          |              | <b>\$0.00</b>      |                         |

## Budget Transfers By Period

| Journal Entry Number | Date Entered | Operator | Account Code | Transaction Amount | Transaction Description   |
|----------------------|--------------|----------|--------------|--------------------|---------------------------|
| 20000549             | 10/31/2019   | pcattin  | 762          | (\$2,463.85)       | COVER EXP FOR RPRS        |
|                      | 10/31/2019   | pcattin  | 430          | \$2,463.85         | COVER EXP FOR RPRS        |
| <b>20000549</b>      |              |          |              | <b>\$0.00</b>      |                           |
| 20000550             | 10/31/2019   | ralexand | 390          | (\$10.50)          | COVER ASSIGNOR            |
|                      | 10/31/2019   | ralexand | 390          | \$10.50            | COVER ASSIGNOR            |
| <b>20000550</b>      |              |          |              | <b>\$0.00</b>      |                           |
| 20000551             | 10/31/2019   | bgiallor | 640          | (\$100.00)         | COVER EXP RPT             |
|                      | 10/31/2019   | bgiallor | 580          | \$100.00           | COVER EXP RPT             |
| <b>20000551</b>      |              |          |              | <b>\$0.00</b>      |                           |
| 20000552             | 10/31/2019   | daron    | 324          | (\$2,000.00)       | TO SUPPLIES               |
|                      | 10/31/2019   | daron    | 650          | \$2,000.00         | TO SUPPLIES               |
| <b>20000552</b>      |              |          |              | <b>\$0.00</b>      |                           |
| 20000553             | 10/31/2019   | skropp   | 610          | (\$1,510.00)       |                           |
|                      | 10/31/2019   | skropp   | 610          | \$1,510.00         |                           |
| <b>20000553</b>      |              |          |              | <b>\$0.00</b>      |                           |
| 20000554             | 10/31/2019   | bgiallor | 610          | (\$100.00)         | COVER REQ                 |
|                      | 10/31/2019   | bgiallor | 640          | \$100.00           | COVER REQ                 |
| <b>20000554</b>      |              |          |              | <b>\$0.00</b>      |                           |
| 20000555             | 10/31/2019   | bgiallor | 610          | (\$84.90)          | COVER REQ                 |
|                      | 10/31/2019   | bgiallor | 640          | \$84.90            | COVER REQ                 |
| <b>20000555</b>      |              |          |              | <b>\$0.00</b>      |                           |
| 20000556             | 11/01/2019   | pcattin  | 315          | (\$90.89)          | COVER OVERAGE             |
|                      | 11/01/2019   | pcattin  | 610          | \$90.89            | COVER OVERAGE             |
| <b>20000556</b>      |              |          |              | <b>\$0.00</b>      |                           |
| 20000557             | 11/01/2019   | pcattin  | 315          | (\$625.25)         | COVER EXP FOR NURSES      |
|                      | 11/01/2019   | pcattin  | 329          | \$625.25           | COVER EXP FOR NURSES      |
| <b>20000557</b>      |              |          |              | <b>\$0.00</b>      |                           |
| 20000558             | 11/01/2019   | kmccormi | 390          | (\$358.00)         | TO PAY OFFICIALS          |
|                      | 11/01/2019   | kmccormi | 390          | \$358.00           | TO PAY OFFICIALS          |
|                      | 11/01/2019   | kmccormi | 390          | (\$663.00)         | TO PAY OFFICIALS          |
|                      | 11/01/2019   | kmccormi | 390          | \$663.00           | TO PAY OFFICIALS          |
|                      | 11/01/2019   | kmccormi | 390          | (\$915.00)         | TO PAY OFFICIALS          |
|                      | 11/01/2019   | kmccormi | 390          | \$915.00           | TO PAY OFFICIALS          |
|                      | 11/01/2019   | kmccormi | 390          | (\$40.00)          | TO PAY OFFICIALS          |
|                      | 11/01/2019   | kmccormi | 390          | \$40.00            | TO PAY OFFICIALS          |
| <b>20000558</b>      |              |          |              | <b>\$0.00</b>      |                           |
| 20000560             | 11/01/2019   | pcattin  | 610          | (\$489.99)         | COVER COST FOR REGISTRATI |
|                      | 11/01/2019   | pcattin  | 324          | \$489.99           | COVER COST FOR REGISTRATI |
| <b>20000560</b>      |              |          |              | <b>\$0.00</b>      |                           |
| 20000562             | 11/04/2019   | bgiallor | 610          | (\$100.00)         | COVER REQ                 |
|                      | 11/04/2019   | bgiallor | 581          | \$100.00           | COVER REQ                 |
| <b>20000562</b>      |              |          |              | <b>\$0.00</b>      |                           |

## Budget Transfers By Period

| Journal Entry Number | Date Entered | Operator | Account Code | Transaction Amount | Transaction Description |
|----------------------|--------------|----------|--------------|--------------------|-------------------------|
| 20000563             | 11/04/2019   | bgiallor | 610          | (\$100.00)         | COVER EXP RPT           |
|                      | 11/04/2019   | bgiallor | 324          | \$100.00           | COVER EXP RPT           |
| <b>20000563</b>      |              |          |              | <b>\$0.00</b>      |                         |
| 20000564             | 11/04/2019   | bgiallor | 123          | (\$200.00)         | COVER SUB COST          |
|                      | 11/04/2019   | bgiallor | 315          | \$200.00           | COVER SUB COST          |
| <b>20000564</b>      |              |          |              | <b>\$0.00</b>      |                         |
| 20000565             | 11/04/2019   | kzaleta  | 811          | (\$1,000.00)       | COVER FUNDS             |
|                      | 11/04/2019   | kzaleta  | 811          | \$1,000.00         | COVER FUNDS             |
| <b>20000565</b>      |              |          |              | <b>\$0.00</b>      |                         |
| 20000566             | 11/04/2019   | kzaleta  | 635          | (\$500.00)         | COVER FUNDS             |
|                      | 11/04/2019   | kzaleta  | 581          | \$500.00           | COVER FUNDS             |
| <b>20000566</b>      |              |          |              | <b>\$0.00</b>      |                         |
| 20000567             | 11/04/2019   | koswald  | 811          | \$595.00           |                         |
|                      | 11/04/2019   | koswald  | 610          | (\$595.00)         |                         |
| <b>20000567</b>      |              |          |              | <b>\$0.00</b>      |                         |
| 20000568             | 11/04/2019   | koswald  | 811          | \$69.00            |                         |
|                      | 11/04/2019   | koswald  | 610          | (\$69.00)          |                         |
| <b>20000568</b>      |              |          |              | <b>\$0.00</b>      |                         |
| 20000569             | 11/04/2019   | skropp   | 390          | (\$54.00)          |                         |
|                      | 11/04/2019   | skropp   | 610          | \$54.00            |                         |
| <b>20000569</b>      |              |          |              | <b>\$0.00</b>      |                         |
| 20000570             | 11/04/2019   | skropp   | 513          | (\$11.16)          |                         |
|                      | 11/04/2019   | skropp   | 610          | \$11.16            |                         |
| <b>20000570</b>      |              |          |              | <b>\$0.00</b>      |                         |
| 20000571             | 11/04/2019   | skropp   | 610          | (\$250.00)         |                         |
|                      | 11/04/2019   | skropp   | 610          | \$250.00           |                         |
| <b>20000571</b>      |              |          |              | <b>\$0.00</b>      |                         |
| 20000572             | 11/04/2019   | skropp   | 390          | (\$778.00)         |                         |
|                      | 11/04/2019   | skropp   | 610          | \$778.00           |                         |
| <b>20000572</b>      |              |          |              | <b>\$0.00</b>      |                         |
| 20000573             | 11/04/2019   | skropp   | 610          | (\$543.20)         |                         |
|                      | 11/04/2019   | skropp   | 610          | \$543.20           |                         |
| <b>20000573</b>      |              |          |              | <b>\$0.00</b>      |                         |
| 20000574             | 11/04/2019   | skropp   | 513          | (\$80.72)          |                         |
|                      | 11/04/2019   | skropp   | 610          | \$80.72            |                         |
| <b>20000574</b>      |              |          |              | <b>\$0.00</b>      |                         |
| 20000575             | 11/04/2019   | skropp   | 513          | (\$240.62)         |                         |
|                      | 11/04/2019   | skropp   | 810          | \$240.62           |                         |
| <b>20000575</b>      |              |          |              | <b>\$0.00</b>      |                         |
| 20000576             | 11/04/2019   | skropp   | 390          | (\$371.50)         |                         |
|                      | 11/04/2019   | skropp   | 610          | \$371.50           |                         |
| <b>20000576</b>      |              |          |              | <b>\$0.00</b>      |                         |

## Budget Transfers By Period

| Journal Entry Number | Date Entered | Operator | Account Code | Transaction Amount | Transaction Description |
|----------------------|--------------|----------|--------------|--------------------|-------------------------|
| 20000577             | 11/04/2019   | skropp   | 390          | (\$835.34)         |                         |
|                      | 11/04/2019   | skropp   | 610          | \$835.34           |                         |
| <b>20000577</b>      |              |          |              | <b>\$0.00</b>      |                         |
| 20000578             | 11/04/2019   | koswald  | 610          | \$526.00           |                         |
|                      | 11/04/2019   | koswald  | 811          | (\$526.00)         |                         |
| <b>20000578</b>      |              |          |              | <b>\$0.00</b>      |                         |
| 20000579             | 11/04/2019   | jzoretic | 610          | (\$10.00)          | MEDICAL SUPPLY PURCHASE |
|                      | 11/04/2019   | jzoretic | 610          | \$10.00            | MEDICAL SUPPLY PURCHASE |
| <b>20000579</b>      |              |          |              | <b>\$0.00</b>      |                         |
| 20000580             | 11/04/2019   | cdoran   | 610          | (\$340.00)         | COVER LEAGUE MINDER     |
|                      | 11/04/2019   | cdoran   | 610          | \$340.00           | COVER LEAGUE MINDER     |
| <b>20000580</b>      |              |          |              | <b>\$0.00</b>      |                         |
| 20000581             | 11/04/2019   | koswald  | 123          | \$24.00            |                         |
|                      | 11/04/2019   | koswald  | 610          | (\$24.00)          |                         |
| <b>20000581</b>      |              |          |              | <b>\$0.00</b>      |                         |
| 20000582             | 11/04/2019   | koswald  | 123          | \$5.00             |                         |
|                      | 11/04/2019   | koswald  | 610          | (\$5.00)           |                         |
| <b>20000582</b>      |              |          |              | <b>\$0.00</b>      |                         |
| 20000583             | 11/04/2019   | koswald  | 580          | \$390.00           |                         |
|                      | 11/04/2019   | koswald  | 581          | (\$390.00)         |                         |
|                      | 11/04/2019   | koswald  | 153          | \$2.34             |                         |
|                      | 11/04/2019   | koswald  | 610          | (\$2.34)           |                         |
| <b>20000583</b>      |              |          |              | <b>\$0.00</b>      |                         |
| 20000584             | 11/05/2019   | ralexand | 513          | (\$72.00)          | COVER ASSIGNOR FEE      |
|                      | 11/05/2019   | ralexand | 390          | \$72.00            | COVER ASSIGNOR FEE      |
| <b>20000584</b>      |              |          |              | <b>\$0.00</b>      |                         |
| 20000586             | 11/05/2019   | bgiallor | 610          | (\$1,300.00)       | COVER REQ               |
|                      | 11/05/2019   | bgiallor | 610          | \$1,300.00         | COVER REQ               |
| <b>20000586</b>      |              |          |              | <b>\$0.00</b>      |                         |
| 20000587             | 11/05/2019   | koswald  | 610          | \$300.00           |                         |
|                      | 11/05/2019   | koswald  | 610          | (\$300.00)         |                         |
| <b>20000587</b>      |              |          |              | <b>\$0.00</b>      |                         |
| 20000588             | 11/06/2019   | mpitt    | 640          | (\$400.00)         | COVER COSTS             |
|                      | 11/06/2019   | mpitt    | 610          | \$400.00           | COVER COSTS             |
| <b>20000588</b>      |              |          |              | <b>\$0.00</b>      |                         |
| 20000589             | 11/06/2019   | kmccormi | 513          | (\$438.00)         | TO PAY POLICE           |
|                      | 11/06/2019   | kmccormi | 350          | \$438.00           | TO PAY POLICE           |
| <b>20000589</b>      |              |          |              | <b>\$0.00</b>      |                         |
| 20000591             | 11/06/2019   | mbrown1  | 610          | (\$140.00)         | TO COVER REPAIR PO      |
|                      | 11/06/2019   | mbrown1  | 430          | \$140.00           | TO COVER REPAIR PO      |
| <b>20000591</b>      |              |          |              | <b>\$0.00</b>      |                         |

## Budget Transfers By Period

| Journal Entry Number | Date Entered | Operator | Account Code | Transaction Amount | Transaction Description   |
|----------------------|--------------|----------|--------------|--------------------|---------------------------|
| 20000592             | 11/06/2019   | scatramb | 610          | (\$650.00)         | COVER FRIDGE              |
|                      | 11/06/2019   | scatramb | 610          | \$650.00           | COVER FRIDGE              |
| <b>20000592</b>      |              |          |              | <b>\$0.00</b>      |                           |
| 20000594             | 11/07/2019   | kmccormi | 513          | (\$1,700.00)       | TO BUY UNIFORMS           |
|                      | 11/07/2019   | kmccormi | 610          | \$1,700.00         | TO BUY UNIFORMS           |
| <b>20000594</b>      |              |          |              | <b>\$0.00</b>      |                           |
| 20000595             | 11/07/2019   | kmccormi | 513          | (\$776.00)         | TO PAY FOR LETTERING      |
|                      | 11/07/2019   | kmccormi | 610          | \$776.00           | TO PAY FOR LETTERING      |
| <b>20000595</b>      |              |          |              | <b>\$0.00</b>      |                           |
| 20000597             | 11/07/2019   | jzoretic | 610          | (\$1,300.00)       | COVER FEE FOR COURSE      |
|                      | 11/07/2019   | jzoretic | 324          | \$1,300.00         | COVER FEE FOR COURSE      |
| <b>20000597</b>      |              |          |              | <b>\$0.00</b>      |                           |
| 20000598             | 11/07/2019   | kmccormi | 513          | (\$250.00)         | TO BUY SUPPLIES           |
|                      | 11/07/2019   | kmccormi | 610          | \$250.00           | TO BUY SUPPLIES           |
| <b>20000598</b>      |              |          |              | <b>\$0.00</b>      |                           |
| 20000600             | 11/07/2019   | msmith2  | 811          | (\$100.00)         | TRANSFER TO SM 810        |
|                      | 11/07/2019   | msmith2  | 810          | \$100.00           | TRANSFER TO SM 810        |
| <b>20000600</b>      |              |          |              | <b>\$0.00</b>      |                           |
| 20000602             | 11/07/2019   | skropp   | 580          | (\$105.90)         |                           |
|                      | 11/07/2019   | skropp   | 444          | \$105.90           |                           |
| <b>20000602</b>      |              |          |              | <b>\$0.00</b>      |                           |
| 20000603             | 11/08/2019   | pcattin  | 610          | (\$98.65)          | COVER COST OF MEAL FOR MT |
|                      | 11/08/2019   | pcattin  | 635          | \$98.65            | COVER COST OF MEAL FOR MT |
| <b>20000603</b>      |              |          |              | <b>\$0.00</b>      |                           |
| 20000604             | 11/08/2019   | bgiallor | 324          | (\$2,600.00)       | COVER REQ                 |
|                      | 11/08/2019   | bgiallor | 610          | \$2,600.00         | COVER REQ                 |
| <b>20000604</b>      |              |          |              | <b>\$0.00</b>      |                           |
| 20000605             | 11/08/2019   | pcattin  | 610          | (\$4,235.00)       | COVER COST FOR FIELD TRIP |
|                      | 11/08/2019   | pcattin  | 329          | \$4,235.00         | COVER COST FOR FIELD TRIP |
| <b>20000605</b>      |              |          |              | <b>\$0.00</b>      |                           |
| 20000606             | 11/08/2019   | kmccormi | 513          | (\$306.25)         | TO PAY INVOICE            |
|                      | 11/08/2019   | kmccormi | 810          | \$306.25           | TO PAY INVOICE            |
| <b>20000606</b>      |              |          |              | <b>\$0.00</b>      |                           |
| 20000607             | 11/08/2019   | kmccormi | 810          | (\$303.00)         | TO PAY ENTRY FEE          |
|                      | 11/08/2019   | kmccormi | 810          | \$303.00           | TO PAY ENTRY FEE          |
|                      | 11/08/2019   | kmccormi | 810          | (\$800.00)         | TO PAY ENTRY FEE          |
|                      | 11/08/2019   | kmccormi | 810          | \$800.00           | TO PAY ENTRY FEE          |
|                      | 11/08/2019   | kmccormi | 810          | (\$500.00)         | TO PAY ENTRY FEE          |
|                      | 11/08/2019   | kmccormi | 810          | \$500.00           | TO PAY ENTRY FEE          |
| <b>20000607</b>      |              |          |              | <b>\$0.00</b>      |                           |

## Budget Transfers By Period

| Journal Entry Number | Date Entered | Operator | Account Code | Transaction Amount | Transaction Description   |
|----------------------|--------------|----------|--------------|--------------------|---------------------------|
| 20000609             | 11/08/2019   | kmccormi | 610          | (\$750.00)         | TO BUY SUPPLIES           |
|                      | 11/08/2019   | kmccormi | 610          | \$750.00           | TO BUY SUPPLIES           |
| <b>20000609</b>      |              |          |              | <b>\$0.00</b>      |                           |
| 20000611             | 11/08/2019   | kmccormi | 610          | (\$83.00)          | TO BUY SUPPLIES           |
|                      | 11/08/2019   | kmccormi | 610          | \$83.00            | TO BUY SUPPLIES           |
| <b>20000611</b>      |              |          |              | <b>\$0.00</b>      |                           |
| 20000613             | 11/08/2019   | sjones1  | 610          | (\$50.00)          |                           |
|                      | 11/08/2019   | sjones1  | 610          | \$50.00            |                           |
| <b>20000613</b>      |              |          |              | <b>\$0.00</b>      |                           |
| 20000614             | 11/08/2019   | ralexand | 640          | (\$300.00)         | COVER SUPPLIES            |
|                      | 11/08/2019   | ralexand | 610          | \$300.00           | COVER SUPPLIES            |
| <b>20000614</b>      |              |          |              | <b>\$0.00</b>      |                           |
| 20000615             | 11/08/2019   | kmccormi | 513          | (\$600.00)         | TO PAY ENTRY FEES         |
|                      | 11/08/2019   | kmccormi | 810          | \$600.00           | TO PAY ENTRY FEES         |
| <b>20000615</b>      |              |          |              | <b>\$0.00</b>      |                           |
| 20000617             | 11/08/2019   | sryan2   | 610          | (\$195.00)         | AIMSWEB LICENSE REVERSE   |
|                      | 11/08/2019   | sryan2   | 650          | \$65.00            | AIMSWEB LICENSE REVERSE   |
|                      | 11/08/2019   | sryan2   | 810          | \$65.00            | AIMSWEB LICENSE REVERSE   |
|                      | 11/08/2019   | sryan2   | 610          | \$65.00            | AIMSWEB LICENSE REVERSE   |
| <b>20000617</b>      |              |          |              | <b>\$0.00</b>      |                           |
| 20000618             | 11/08/2019   | bgiallor | 640          | (\$100.00)         | COVER EXP RPT             |
|                      | 11/08/2019   | bgiallor | 610          | \$100.00           | COVER EXP RPT             |
| <b>20000618</b>      |              |          |              | <b>\$0.00</b>      |                           |
| 20000619             | 11/08/2019   | jzoretic | 610          | (\$5.17)           | COST INCREASE IN ART P.O. |
|                      | 11/08/2019   | jzoretic | 610          | \$5.17             | COST INCREASE IN ART P.O. |
| <b>20000619</b>      |              |          |              | <b>\$0.00</b>      |                           |
| 20000620             | 11/08/2019   | lteodoro | 569          | (\$314.45)         | CYBER SHIRTS/SUPPLIES     |
|                      | 11/08/2019   | lteodoro | 610          | \$314.45           | CYBER SHIRTS/SUPPLIES     |
| <b>20000620</b>      |              |          |              | <b>\$0.00</b>      |                           |
| 20000621             | 11/11/2019   | eronayne | 610          | (\$1,455.00)       | TRANSFER TO 30V 610       |
|                      | 11/11/2019   | eronayne | 610          | \$1,455.00         | TRANSFER TO 30V 610       |
| <b>20000621</b>      |              |          |              | <b>\$0.00</b>      |                           |
| 20000622             | 11/11/2019   | eronayne | 610          | (\$350.00)         | TRANSFER TO 30X 810       |
|                      | 11/11/2019   | eronayne | 810          | \$350.00           | TRANSFER TO 30X 810       |
| <b>20000622</b>      |              |          |              | <b>\$0.00</b>      |                           |
| 20000623             | 11/11/2019   | bgiallor | 123          | (\$2,500.00)       | COVER INSIGHT BILL        |
|                      | 11/11/2019   | bgiallor | 315          | \$2,500.00         | COVER INSIGHT BILL        |
| <b>20000623</b>      |              |          |              | <b>\$0.00</b>      |                           |
| 20000624             | 11/11/2019   | cwyatt   | 329          | (\$500.00)         | TO COVER EXPENSES         |
|                      | 11/11/2019   | cwyatt   | 580          | \$500.00           | TO COVER EXPENSES         |
| <b>20000624</b>      |              |          |              | <b>\$0.00</b>      |                           |

## Budget Transfers By Period

| Journal Entry Number | Date Entered | Operator | Account Code | Transaction Amount | Transaction Description |
|----------------------|--------------|----------|--------------|--------------------|-------------------------|
| 20000625             | 11/11/2019   | daron    | 530          | \$87.00            |                         |
|                      | 11/11/2019   | daron    | 650          | (\$87.00)          |                         |
| <b>20000625</b>      |              |          |              | <b>\$0.00</b>      |                         |
| 20000626             | 11/11/2019   | sjones1  | 610          | (\$0.81)           | COVER NEGATIVE          |
|                      | 11/11/2019   | sjones1  | 153          | \$0.81             | COVER NEGATIVE          |
|                      | 11/11/2019   | sjones1  | 610          | (\$0.82)           | COVER NEGATIVE          |
|                      | 11/11/2019   | sjones1  | 153          | \$0.82             | COVER NEGATIVE          |
| <b>20000626</b>      |              |          |              | <b>\$0.00</b>      |                         |
| 20000627             | 11/11/2019   | pcattin  | 640          | (\$1,000.00)       | COVER COST OF BC        |
|                      | 11/11/2019   | pcattin  | 123          | \$1,000.00         | COVER COST OF BC        |
| <b>20000627</b>      |              |          |              | <b>\$0.00</b>      |                         |
| 20000628             | 11/11/2019   | pcattin  | 640          | (\$200.00)         | COVER OVERAGE           |
|                      | 11/11/2019   | pcattin  | 324          | \$200.00           | COVER OVERAGE           |
| <b>20000628</b>      |              |          |              | <b>\$0.00</b>      |                         |
| 20000629             | 11/11/2019   | pcattin  | 610          | (\$630.00)         | COVER OVERAGE           |
|                      | 11/11/2019   | pcattin  | 581          | \$630.00           | COVER OVERAGE           |
| <b>20000629</b>      |              |          |              | <b>\$0.00</b>      |                         |
| 20000630             | 11/11/2019   | scatramb | 610          | (\$3.00)           | COVER NEG BALANCES      |
|                      | 11/11/2019   | scatramb | 810          | \$3.00             | COVER NEG BALANCES      |
|                      | 11/11/2019   | scatramb | 610          | (\$39.00)          | COVER NEG BALANCES      |
|                      | 11/11/2019   | scatramb | 153          | \$39.00            | COVER NEG BALANCES      |
|                      | 11/11/2019   | scatramb | 610          | (\$39.00)          | COVER NEG BALANCES      |
|                      | 11/11/2019   | scatramb | 153          | \$39.00            | COVER NEG BALANCES      |
|                      | 11/11/2019   | scatramb | 610          | (\$9.00)           | COVER NEG BALANCES      |
|                      | 11/11/2019   | scatramb | 153          | \$9.00             | COVER NEG BALANCES      |
| <b>20000630</b>      |              |          |              | <b>\$0.00</b>      |                         |
| 20000631             | 11/11/2019   | kzaleta  | 540          | (\$2,000.00)       | COVER FUNDS             |
|                      | 11/11/2019   | kzaleta  | 580          | \$2,000.00         | COVER FUNDS             |
| <b>20000631</b>      |              |          |              | <b>\$0.00</b>      |                         |
| 20000633             | 11/11/2019   | msmith2  | 610          | (\$4.47)           | TRANSFER TO PS 153      |
|                      | 11/11/2019   | msmith2  | 153          | \$4.47             | TRANSFER TO PS 153      |
| <b>20000633</b>      |              |          |              | <b>\$0.00</b>      |                         |
| 20000635             | 11/11/2019   | tsprange | 153          | \$1.25             | NEGATIVE BALANCE        |
|                      | 11/11/2019   | tsprange | 610          | (\$1.25)           | NEGATIVE BALANCE        |
| <b>20000635</b>      |              |          |              | <b>\$0.00</b>      |                         |
| 20000636             | 11/11/2019   | tsprange | 153          | \$1.24             | NEGATIVE BALANCE        |
|                      | 11/11/2019   | tsprange | 610          | (\$1.24)           | NEGATIVE BALANCE        |
| <b>20000636</b>      |              |          |              | <b>\$0.00</b>      |                         |
| 20000638             | 11/11/2019   | eronayne | 610          | (\$40.00)          | TRANSFER TO 30I 810     |
|                      | 11/11/2019   | eronayne | 810          | \$40.00            | TRANSFER TO 30I 810     |
| <b>20000638</b>      |              |          |              | <b>\$0.00</b>      |                         |

## Budget Transfers By Period

| Journal Entry Number | Date Entered | Operator | Account Code | Transaction Amount | Transaction Description  |
|----------------------|--------------|----------|--------------|--------------------|--------------------------|
| 20000639             | 11/11/2019   | clee     | 340          | (\$1,645.00)       | BUDGET TR                |
|                      | 11/11/2019   | clee     | 324          | \$1,645.00         | BUDGET TR                |
| <b>20000639</b>      |              |          |              | <b>\$0.00</b>      |                          |
| 20000640             | 11/11/2019   | clee     | 123          | (\$1,000.00)       | BUDGET TR                |
|                      | 11/11/2019   | clee     | 324          | \$1,000.00         | BUDGET TR                |
| <b>20000640</b>      |              |          |              | <b>\$0.00</b>      |                          |
| 20000641             | 11/11/2019   | kverdi   | 610          | (\$24.35)          | TO COVER SECT'Y OVERTIME |
|                      | 11/11/2019   | kverdi   | 153          | \$24.35            | TO COVER SECT'Y OVERTIME |
| <b>20000641</b>      |              |          |              | <b>\$0.00</b>      |                          |
| 20000642             | 11/11/2019   | sryan2   | 123          | \$28,064.72        | TITLE III FY19 BUDGET    |
|                      | 11/11/2019   | sryan2   | 220          | \$2,146.87         | TITLE III FY19 BUDGET    |
|                      | 11/11/2019   | sryan2   | 230          | \$9,059.44         | TITLE III FY19 BUDGET    |
|                      | 11/11/2019   | sryan2   | 513          | \$59.70            | TITLE III FY19 BUDGET    |
|                      | 11/11/2019   | sryan2   | 610          | \$188.92           | TITLE III FY19 BUDGET    |
|                      | 11/11/2019   | sryan2   | 302          | \$2,481.99         | TITLE III FY19 BUDGET    |
|                      | 11/11/2019   | sryan2   | 581          | \$13.68            | TITLE III FY19 BUDGET    |
|                      | 11/11/2019   | sryan2   | 610          | \$244.13           | TITLE III FY19 BUDGET    |
|                      | 11/11/2019   | sryan2   | 580          | \$73.73            | TITLE III FY19 BUDGET    |
|                      | 11/11/2019   | sryan2   | 581          | \$1,097.61         | TITLE III FY19 BUDGET    |
|                      | 11/11/2019   | sryan2   | 513          | \$315.94           | TITLE III FY19 BUDGET    |
|                      | 11/11/2019   | sryan2   | 530          | \$0.50             | TITLE III FY19 BUDGET    |
|                      | 11/11/2019   | sryan2   | 513          | \$1,263.35         | TITLE III FY19 BUDGET    |
|                      | 11/11/2019   | sryan2   | 635          | \$152.95           | TITLE III FY19 BUDGET    |
|                      | 11/11/2019   | sryan2   | 890          | (\$45,163.53)      | TITLE III FY19 BUDGET    |
| <b>20000642</b>      |              |          |              | <b>\$0.00</b>      |                          |
| 20000643             | 11/11/2019   | kverdi   | 610          | (\$6.84)           | TO COVER AIDE OVERTIME   |
|                      | 11/11/2019   | kverdi   | 153          | \$6.84             | TO COVER AIDE OVERTIME   |
| <b>20000643</b>      |              |          |              | <b>\$0.00</b>      |                          |
| 20000644             | 11/12/2019   | kmccormi | 513          | (\$87.98)          | TO COVER NEG BAL         |
|                      | 11/12/2019   | kmccormi | 444          | \$87.98            | TO COVER NEG BAL         |
| <b>20000644</b>      |              |          |              | <b>\$0.00</b>      |                          |
| 20000646             | 11/12/2019   | eronayne | 610          | (\$540.64)         | TRANSFER TO 30P 610      |
|                      | 11/12/2019   | eronayne | 610          | \$540.64           | TRANSFER TO 30P 610      |
| <b>20000646</b>      |              |          |              | <b>\$0.00</b>      |                          |
| 20000647             | 11/12/2019   | jzoretic | 610          | (\$30.00)          | NURSE SUPPLIES           |
|                      | 11/12/2019   | jzoretic | 610          | \$30.00            | NURSE SUPPLIES           |
| <b>20000647</b>      |              |          |              | <b>\$0.00</b>      |                          |
| 20000648             | 11/12/2019   | bgiallor | 123          | (\$2,000.00)       | COVER REQ                |
|                      | 11/12/2019   | bgiallor | 610          | \$2,000.00         | COVER REQ                |
| <b>20000648</b>      |              |          |              | <b>\$0.00</b>      |                          |



## Budget Transfers By Period

| Journal Entry Number | Date Entered | Operator | Account Code | Transaction Amount | Transaction Description  |
|----------------------|--------------|----------|--------------|--------------------|--------------------------|
| 20000649             | 11/12/2019   | bgiallor | 610          | (\$1,000.00)       | COVER REQ                |
|                      | 11/12/2019   | bgiallor | 640          | \$1,000.00         | COVER REQ                |
| <b>20000649</b>      |              |          |              | <b>\$0.00</b>      |                          |
| 20000650             | 11/13/2019   | mbrown1  | 153          | (\$4.20)           | TO COVER CONNIE'S OT     |
|                      | 11/13/2019   | mbrown1  | 153          | \$4.20             | TO COVER CONNIE'S OT     |
| <b>20000650</b>      |              |          |              | <b>\$0.00</b>      |                          |
| 20000652             | 11/13/2019   | dclark1  | 153          | \$100.00           | TO COVER SHORTAGES       |
|                      | 11/13/2019   | dclark1  | 153          | \$100.00           | TO COVER SHORTAGES       |
|                      | 11/13/2019   | dclark1  | 610          | (\$200.00)         | TO COVER SHORTAGES       |
| <b>20000652</b>      |              |          |              | <b>\$0.00</b>      |                          |
| 20000654             | 11/13/2019   | bgiallor | 640          | (\$600.00)         | COVER INSIGHT BILL       |
|                      | 11/13/2019   | bgiallor | 315          | \$600.00           | COVER INSIGHT BILL       |
| <b>20000654</b>      |              |          |              | <b>\$0.00</b>      |                          |
| 20000655             | 11/13/2019   | msmith2  | 610          | (\$1,000.00)       | TRANSFER TO SM 640       |
|                      | 11/13/2019   | msmith2  | 640          | \$1,000.00         | TRANSFER TO SM 640       |
| <b>20000655</b>      |              |          |              | <b>\$0.00</b>      |                          |
| 20000657             | 11/13/2019   | pcattin  | 640          | (\$800.00)         | COVER PIRNTING COSTS     |
|                      | 11/13/2019   | pcattin  | 550          | \$800.00           | COVER PIRNTING COSTS     |
| <b>20000657</b>      |              |          |              | <b>\$0.00</b>      |                          |
| 20000658             | 11/13/2019   | ehayes   | 550          | (\$3,000.00)       | COVER OT                 |
|                      | 11/13/2019   | ehayes   | 153          | \$3,000.00         | COVER OT                 |
| <b>20000658</b>      |              |          |              | <b>\$0.00</b>      |                          |
| 20000659             | 11/13/2019   | ehayes   | 610          | (\$1,000.00)       | SOCIAL MEDIA COVER       |
|                      | 11/13/2019   | ehayes   | 811          | \$1,000.00         | SOCIAL MEDIA COVER       |
| <b>20000659</b>      |              |          |              | <b>\$0.00</b>      |                          |
| 20000660             | 11/14/2019   | cdoran   | 390          | (\$320.00)         | COVER FOOTBALL OFFICIALS |
|                      | 11/14/2019   | cdoran   | 390          | \$320.00           | COVER FOOTBALL OFFICIALS |
| <b>20000660</b>      |              |          |              | <b>\$0.00</b>      |                          |
| 20000661             | 11/14/2019   | pcattin  | 513          | (\$93.66)          | COVER EXP FOR MEALS      |
|                      | 11/14/2019   | pcattin  | 635          | \$93.66            | COVER EXP FOR MEALS      |
| <b>20000661</b>      |              |          |              | <b>\$0.00</b>      |                          |
| 20000662             | 11/14/2019   | cdoran   | 390          | (\$200.00)         | COVER FOOTBALL OFFICIALS |
|                      | 11/14/2019   | cdoran   | 390          | \$200.00           | COVER FOOTBALL OFFICIALS |
| <b>20000662</b>      |              |          |              | <b>\$0.00</b>      |                          |
| 20000663             | 11/14/2019   | kmccormi | 610          | (\$300.00)         | TO BUY SUPPLIES          |
|                      | 11/14/2019   | kmccormi | 610          | \$300.00           | TO BUY SUPPLIES          |
| <b>20000663</b>      |              |          |              | <b>\$0.00</b>      |                          |
| 20000665             | 11/14/2019   | bgiallor | 550          | (\$300.00)         | COVER REQ                |
|                      | 11/14/2019   | bgiallor | 640          | \$300.00           | COVER REQ                |
| <b>20000665</b>      |              |          |              | <b>\$0.00</b>      |                          |

## Budget Transfers By Period

| Journal Entry Number | Date Entered | Operator | Account Code | Transaction Amount | Transaction Description   |
|----------------------|--------------|----------|--------------|--------------------|---------------------------|
| 20000666             | 11/15/2019   | nkelly   | 329          | (\$2,000.00)       | COVER SHORTAGE            |
|                      | 11/15/2019   | nkelly   | 513          | \$2,000.00         | COVER SHORTAGE            |
| <b>20000666</b>      |              |          |              | <b>\$0.00</b>      |                           |
| 20000668             | 11/15/2019   | pcattin  | 610          | (\$290.01)         | COVER EXP FOR REGISTRATIO |
|                      | 11/15/2019   | pcattin  | 324          | \$290.01           | COVER EXP FOR REGISTRATIO |
| <b>20000668</b>      |              |          |              | <b>\$0.00</b>      |                           |
| 20000669             | 11/15/2019   | pcattin  | 640          | (\$553.44)         | COVER EXP FOR BC          |
|                      | 11/15/2019   | pcattin  | 123          | \$553.44           | COVER EXP FOR BC          |
| <b>20000669</b>      |              |          |              | <b>\$0.00</b>      |                           |
| 20000670             | 11/15/2019   | kverdi   | 650          | (\$1,500.00)       | TO COVER GENERAL SUPPLIES |
|                      | 11/15/2019   | kverdi   | 610          | \$1,500.00         | TO COVER GENERAL SUPPLIES |
| <b>20000670</b>      |              |          |              | <b>\$0.00</b>      |                           |
| 20000671             | 11/19/2019   | eronayne | 610          | (\$200.00)         | TRANSFER TO 30I 810       |
|                      | 11/19/2019   | eronayne | 810          | \$200.00           | TRANSFER TO 30I 810       |
| <b>20000671</b>      |              |          |              | <b>\$0.00</b>      |                           |
| 20000672             | 11/19/2019   | pcattin  | 640          | (\$934.79)         | COVER EXP FOR PRINTING    |
|                      | 11/19/2019   | pcattin  | 550          | \$934.79           | COVER EXP FOR PRINTING    |
| <b>20000672</b>      |              |          |              | <b>\$0.00</b>      |                           |
| 20000673             | 11/19/2019   | pcattin  | 550          | (\$350.00)         | COVER EXP FOR TRAINING    |
|                      | 11/19/2019   | pcattin  | 324          | \$350.00           | COVER EXP FOR TRAINING    |
| <b>20000673</b>      |              |          |              | <b>\$0.00</b>      |                           |
| 20000674             | 11/19/2019   | pcattin  | 640          | (\$2,311.20)       | COVER COST OF MATERIALS   |
|                      | 11/19/2019   | pcattin  | 610          | \$2,311.20         | COVER COST OF MATERIALS   |
| <b>20000674</b>      |              |          |              | <b>\$0.00</b>      |                           |
| 20000675             | 11/19/2019   | bgiallor | 610          | (\$30.00)          | COVER EXP RPT             |
|                      | 11/19/2019   | bgiallor | 581          | \$30.00            | COVER EXP RPT             |
| <b>20000675</b>      |              |          |              | <b>\$0.00</b>      |                           |
| 20000676             | 11/20/2019   | skropp   | 513          | (\$89.94)          |                           |
|                      | 11/20/2019   | skropp   | 513          | \$89.94            |                           |
| <b>20000676</b>      |              |          |              | <b>\$0.00</b>      |                           |
| 20000677             | 11/20/2019   | skropp   | 390          | (\$529.50)         |                           |
|                      | 11/20/2019   | skropp   | 513          | \$529.50           |                           |
| <b>20000677</b>      |              |          |              | <b>\$0.00</b>      |                           |
| 20000678             | 11/20/2019   | skropp   | 610          | (\$119.25)         |                           |
|                      | 11/20/2019   | skropp   | 513          | \$119.25           |                           |
| <b>20000678</b>      |              |          |              | <b>\$0.00</b>      |                           |
| 20000679             | 11/20/2019   | skropp   | 610          | (\$54.93)          |                           |
|                      | 11/20/2019   | skropp   | 513          | \$54.93            |                           |
| <b>20000679</b>      |              |          |              | <b>\$0.00</b>      |                           |
| 20000680             | 11/20/2019   | skropp   | 610          | (\$14.64)          |                           |
|                      | 11/20/2019   | skropp   | 513          | \$14.64            |                           |
| <b>20000680</b>      |              |          |              | <b>\$0.00</b>      |                           |

## Budget Transfers By Period

| Journal Entry Number | Date Entered | Operator | Account Code | Transaction Amount | Transaction Description  |
|----------------------|--------------|----------|--------------|--------------------|--------------------------|
| 20000681             | 11/20/2019   | skropp   | 390          | (\$51.00)          |                          |
|                      | 11/20/2019   | skropp   | 513          | \$51.00            |                          |
| <b>20000681</b>      |              |          |              | <b>\$0.00</b>      |                          |
| 20000682             | 11/20/2019   | skropp   | 513          | (\$68.21)          |                          |
|                      | 11/20/2019   | skropp   | 513          | \$68.21            |                          |
| <b>20000682</b>      |              |          |              | <b>\$0.00</b>      |                          |
| 20000683             | 11/20/2019   | skropp   | 390          | (\$165.01)         |                          |
|                      | 11/20/2019   | skropp   | 513          | \$165.01           |                          |
| <b>20000683</b>      |              |          |              | <b>\$0.00</b>      |                          |
| 20000684             | 11/20/2019   | skropp   | 610          | (\$215.00)         |                          |
|                      | 11/20/2019   | skropp   | 810          | \$215.00           |                          |
| <b>20000684</b>      |              |          |              | <b>\$0.00</b>      |                          |
| 20000686             | 11/20/2019   | pcattin  | 610          | (\$10.74)          | COVER OVERAGE            |
|                      | 11/20/2019   | pcattin  | 640          | \$10.74            | COVER OVERAGE            |
| <b>20000686</b>      |              |          |              | <b>\$0.00</b>      |                          |
| 20000687             | 11/20/2019   | kverdi   | 610          | (\$349.99)         | TO COVER PRINTER/SCANNER |
|                      | 11/20/2019   | kverdi   | 650          | \$349.99           | TO COVER PRINTER/SCANNER |
| <b>20000687</b>      |              |          |              | <b>\$0.00</b>      |                          |
| 20000688             | 11/20/2019   | pcattin  | 610          | (\$50.00)          | COVER EXP FOR BOOK       |
|                      | 11/20/2019   | pcattin  | 640          | \$50.00            | COVER EXP FOR BOOK       |
| <b>20000688</b>      |              |          |              | <b>\$0.00</b>      |                          |
| 20000689             | 11/20/2019   | ljones   | 513          | \$235.45           | NEG BAL                  |
|                      | 11/20/2019   | ljones   | 610          | (\$235.45)         | NEG BAL                  |
| <b>20000689</b>      |              |          |              | <b>\$0.00</b>      |                          |
| 20000690             | 11/20/2019   | ljones   | 123          | \$1,940.46         | NEG BAL                  |
|                      | 11/20/2019   | ljones   | 315          | (\$1,940.46)       | NEG BAL                  |
| <b>20000690</b>      |              |          |              | <b>\$0.00</b>      |                          |
| 20000691             | 11/21/2019   | eronayne | 513          | (\$386.59)         | TRANSFER TO 30M 513      |
|                      | 11/21/2019   | eronayne | 513          | \$386.59           | TRANSFER TO 30M 513      |
| <b>20000691</b>      |              |          |              | <b>\$0.00</b>      |                          |
| 20000692             | 11/21/2019   | eronayne | 513          | (\$419.54)         | TRANSFER TO 30W 513      |
|                      | 11/21/2019   | eronayne | 513          | \$419.54           | TRANSFER TO 30W 513      |
| <b>20000692</b>      |              |          |              | <b>\$0.00</b>      |                          |
| 20000693             | 11/21/2019   | eronayne | 513          | (\$25.87)          | TRANSFER TO 30U 513      |
|                      | 11/21/2019   | eronayne | 513          | \$25.87            | TRANSFER TO 30U 513      |
| <b>20000693</b>      |              |          |              | <b>\$0.00</b>      |                          |
| 20000694             | 11/21/2019   | eronayne | 390          | (\$2,013.00)       | TRANSFER TO 30S 610      |
|                      | 11/21/2019   | eronayne | 610          | \$2,013.00         | TRANSFER TO 30S 610      |
| <b>20000694</b>      |              |          |              | <b>\$0.00</b>      |                          |
| 20000695             | 11/21/2019   | cdoran   | 513          | (\$100.00)         | COVER SUPPLIES           |
|                      | 11/21/2019   | cdoran   | 610          | \$100.00           | COVER SUPPLIES           |
| <b>20000695</b>      |              |          |              | <b>\$0.00</b>      |                          |

## Budget Transfers By Period

| Journal Entry Number | Date Entered | Operator | Account Code | Transaction Amount | Transaction Description   |
|----------------------|--------------|----------|--------------|--------------------|---------------------------|
| 20000696             | 11/21/2019   | eronayne | 390          | (\$286.00)         | TRANSFER TO 30S 610       |
|                      | 11/21/2019   | eronayne | 610          | \$286.00           | TRANSFER TO 30S 610       |
| <b>20000696</b>      |              |          |              | <b>\$0.00</b>      |                           |
| 20000697             | 11/21/2019   | eronayne | 390          | (\$483.00)         | TRANSFER TO 30S 610       |
|                      | 11/21/2019   | eronayne | 610          | \$483.00           | TRANSFER TO 30S 610       |
| <b>20000697</b>      |              |          |              | <b>\$0.00</b>      |                           |
| 20000698             | 11/21/2019   | eronayne | 390          | (\$69.00)          | TRANSFER TO 30S 610       |
|                      | 11/21/2019   | eronayne | 610          | \$69.00            | TRANSFER TO 30S 610       |
| <b>20000698</b>      |              |          |              | <b>\$0.00</b>      |                           |
| 20000699             | 11/21/2019   | eronayne | 390          | (\$1,717.00)       | TRANSFER TO 30S 610       |
|                      | 11/21/2019   | eronayne | 610          | \$1,717.00         | TRANSFER TO 30S 610       |
| <b>20000699</b>      |              |          |              | <b>\$0.00</b>      |                           |
| 20000700             | 11/21/2019   | eronayne | 513          | (\$197.85)         | TRANSFER TO 30S 610       |
|                      | 11/21/2019   | eronayne | 610          | \$197.85           | TRANSFER TO 30S 610       |
| <b>20000700</b>      |              |          |              | <b>\$0.00</b>      |                           |
| 20000701             | 11/21/2019   | eronayne | 513          | (\$2,386.61)       | TRANSFER TO 30S 610       |
|                      | 11/21/2019   | eronayne | 610          | \$2,386.61         | TRANSFER TO 30S 610       |
| <b>20000701</b>      |              |          |              | <b>\$0.00</b>      |                           |
| 20000702             | 11/21/2019   | eronayne | 513          | (\$87.67)          | TRANSFER TO 30S 610       |
|                      | 11/21/2019   | eronayne | 610          | \$87.67            | TRANSFER TO 30S 610       |
| <b>20000702</b>      |              |          |              | <b>\$0.00</b>      |                           |
| 20000703             | 11/21/2019   | eronayne | 513          | (\$1,450.96)       | TRANSFER TO 30S 610       |
|                      | 11/21/2019   | eronayne | 610          | \$1,450.96         | TRANSFER TO 30S 610       |
| <b>20000703</b>      |              |          |              | <b>\$0.00</b>      |                           |
| 20000704             | 11/21/2019   | smaxhime | 640          | (\$200.00)         | COVER LIBRARY SUPPLIES    |
|                      | 11/21/2019   | smaxhime | 610          | \$200.00           | COVER LIBRARY SUPPLIES    |
| <b>20000704</b>      |              |          |              | <b>\$0.00</b>      |                           |
| 20000705             | 11/21/2019   | bgiallor | 650          | (\$100.00)         | COVER RE                  |
|                      | 11/21/2019   | bgiallor | 635          | \$100.00           | COVER RE                  |
| <b>20000705</b>      |              |          |              | <b>\$0.00</b>      |                           |
| 20000706             | 11/21/2019   | tmbaxter | 610          | (\$500.00)         |                           |
|                      | 11/21/2019   | tmbaxter | 650          | \$500.00           |                           |
| <b>20000706</b>      |              |          |              | <b>\$0.00</b>      |                           |
| 20000707             | 11/22/2019   | mbrown1  | 610          | (\$41.98)          | TO 430 FOR WHEELCHAIR REP |
|                      | 11/22/2019   | mbrown1  | 430          | \$41.98            | TO 430 FOR WHEELCHAIR REP |
| <b>20000707</b>      |              |          |              | <b>\$0.00</b>      |                           |
| 20000708             | 11/22/2019   | jmatthew | 123          | (\$75,000.00)      | TRANSFER EXCESS COVERAGE  |
|                      | 11/22/2019   | jmatthew | 890          | \$75,000.00        | TRANSFER EXCESS COVERAGE  |
| <b>20000708</b>      |              |          |              | <b>\$0.00</b>      |                           |
| 20000709             | 11/22/2019   | amcveigh | 530          | (\$375.00)         | TO COVER PURCHASE         |
|                      | 11/22/2019   | amcveigh | 618          | \$375.00           | TO COVER PURCHASE         |
| <b>20000709</b>      |              |          |              | <b>\$0.00</b>      |                           |

## Budget Transfers By Period

| Journal Entry Number | Date Entered | Operator | Account Code | Transaction Amount | Transaction Description |
|----------------------|--------------|----------|--------------|--------------------|-------------------------|
| 20000710             | 11/22/2019   | kmccormi | 513          | (\$63.00)          | TO PAY NEG BALANCE      |
|                      | 11/22/2019   | kmccormi | 513          | \$63.00            | TO PAY NEG BALANCE      |
| <b>20000710</b>      |              |          |              | <b>\$0.00</b>      |                         |
| 20000712             | 11/22/2019   | pcattin  | 610          | (\$635.50)         | COVER EXP FOR NURSES    |
|                      | 11/22/2019   | pcattin  | 329          | \$635.50           | COVER EXP FOR NURSES    |
| <b>20000712</b>      |              |          |              | <b>\$0.00</b>      |                         |
| 20000713             | 11/25/2019   | mpitt    | 610          | (\$25.00)          | BAL NEG ACCT            |
|                      | 11/25/2019   | mpitt    | 610          | \$25.00            | BAL NEG ACCT            |
| <b>20000713</b>      |              |          |              | <b>\$0.00</b>      |                         |
| 20000714             | 11/25/2019   | bgiallor | 758          | (\$1,000.00)       | COVER INSIGHT #7322     |
|                      | 11/25/2019   | bgiallor | 315          | \$1,000.00         | COVER INSIGHT #7322     |
| <b>20000714</b>      |              |          |              | <b>\$0.00</b>      |                         |
| 20000715             | 11/25/2019   | bgiallor | 324          | (\$1,000.00)       | COVER INSIGHT #7319     |
|                      | 11/25/2019   | bgiallor | 315          | \$1,000.00         | COVER INSIGHT #7319     |
| <b>20000715</b>      |              |          |              | <b>\$0.00</b>      |                         |
| 20000716             | 11/25/2019   | skropp   | 810          | (\$500.00)         |                         |
|                      | 11/25/2019   | skropp   | 610          | \$500.00           |                         |
| <b>20000716</b>      |              |          |              | <b>\$0.00</b>      |                         |
| 20000717             | 11/25/2019   | skropp   | 390          | (\$720.49)         |                         |
|                      | 11/25/2019   | skropp   | 610          | \$720.49           |                         |
| <b>20000717</b>      |              |          |              | <b>\$0.00</b>      |                         |
| 20000718             | 11/25/2019   | skropp   | 580          | (\$494.10)         |                         |
|                      | 11/25/2019   | skropp   | 610          | \$494.10           |                         |
| <b>20000718</b>      |              |          |              | <b>\$0.00</b>      |                         |
| 20000719             | 11/25/2019   | ralexand | 513          | (\$300.00)         | COVER TRANSPORTATION    |
|                      | 11/25/2019   | ralexand | 513          | \$300.00           | COVER TRANSPORTATION    |
| <b>20000719</b>      |              |          |              | <b>\$0.00</b>      |                         |
| 20000720             | 11/25/2019   | mbrown1  | 640          | (\$100.07)         | TO COV SUB COST 76ERS   |
|                      | 11/25/2019   | mbrown1  | 315          | \$100.07           | TO COV SUB COST 76ERS   |
| <b>20000720</b>      |              |          |              | <b>\$0.00</b>      |                         |
| 20000721             | 11/25/2019   | pcattin  | 640          | (\$200.00)         | COVER EXP FOR BCS       |
|                      | 11/25/2019   | pcattin  | 123          | \$200.00           | COVER EXP FOR BCS       |
| <b>20000721</b>      |              |          |              | <b>\$0.00</b>      |                         |
| 20000722             | 11/25/2019   | pcattin  | 640          | (\$2,000.00)       | COVER COST OF HOTELS    |
|                      | 11/25/2019   | pcattin  | 581          | \$2,000.00         | COVER COST OF HOTELS    |
| <b>20000722</b>      |              |          |              | <b>\$0.00</b>      |                         |
| 20000723             | 11/25/2019   | bgiallor | 640          | (\$10.00)          | COVER EXP RPT           |
|                      | 11/25/2019   | bgiallor | 635          | \$10.00            | COVER EXP RPT           |
| <b>20000723</b>      |              |          |              | <b>\$0.00</b>      |                         |
| 20000724             | 11/25/2019   | bgiallor | 640          | (\$100.00)         | COVER EXP RPT           |
|                      | 11/25/2019   | bgiallor | 580          | \$100.00           | COVER EXP RPT           |
| <b>20000724</b>      |              |          |              | <b>\$0.00</b>      |                         |

## Budget Transfers By Period

| Journal Entry Number | Date Entered | Operator | Account Code | Transaction Amount | Transaction Description   |
|----------------------|--------------|----------|--------------|--------------------|---------------------------|
| 20000725             | 11/25/2019   | kmccormi | 390          | (\$337.00)         | TO PAY OFFICIALS          |
|                      | 11/25/2019   | kmccormi | 390          | \$337.00           | TO PAY OFFICIALS          |
| <b>20000725</b>      |              |          |              | <b>\$0.00</b>      |                           |
| 20000727             | 11/26/2019   | cdoran   | 430          | (\$20.80)          | COVER NEGATIVE BALANCE    |
|                      | 11/26/2019   | cdoran   | 610          | \$20.80            | COVER NEGATIVE BALANCE    |
| <b>20000727</b>      |              |          |              | <b>\$0.00</b>      |                           |
| 20000728             | 11/26/2019   | bgiallor | 324          | (\$222.30)         | COVER INSIGHT BILL        |
|                      | 11/26/2019   | bgiallor | 315          | \$222.30           | COVER INSIGHT BILL        |
| <b>20000728</b>      |              |          |              | <b>\$0.00</b>      |                           |
| 20000729             | 11/26/2019   | bgiallor | 123          | (\$2,000.00)       | COVER INSIGHT BILLS       |
|                      | 11/26/2019   | bgiallor | 315          | \$2,000.00         | COVER INSIGHT BILLS       |
| <b>20000729</b>      |              |          |              | <b>\$0.00</b>      |                           |
| 20000730             | 11/27/2019   | msmith2  | 610          | (\$1,000.00)       | TRANSFER TO SM 1238       |
|                      | 11/27/2019   | msmith2  | 635          | \$1,000.00         | TRANSFER TO SM 1238       |
| <b>20000730</b>      |              |          |              | <b>\$0.00</b>      |                           |
| 20000732             | 11/27/2019   | eronayne | 610          | (\$250.00)         | TRANSFER TO 30I 810       |
|                      | 11/27/2019   | eronayne | 810          | \$250.00           | TRANSFER TO 30I 810       |
| <b>20000732</b>      |              |          |              | <b>\$0.00</b>      |                           |
| 20000733             | 11/27/2019   | eronayne | 610          | (\$250.00)         | TRANSFER TO 30G 810       |
|                      | 11/27/2019   | eronayne | 810          | \$250.00           | TRANSFER TO 30G 810       |
| <b>20000733</b>      |              |          |              | <b>\$0.00</b>      |                           |
| 20000734             | 11/27/2019   | tmbaxter | 610          | (\$192.32)         |                           |
|                      | 11/27/2019   | tmbaxter | 581          | \$192.32           |                           |
| <b>20000734</b>      |              |          |              | <b>\$0.00</b>      |                           |
| 20000736             | 11/27/2019   | mbrown1  | 550          | (\$1,444.45)       | TO COV USFOODS INV SUP RE |
|                      | 11/27/2019   | mbrown1  | 610          | \$1,444.45         | TO COV USFOODS INV SUP RE |
| <b>20000736</b>      |              |          |              | <b>\$0.00</b>      |                           |
| 20000737             | 11/30/2019   | kmccormi | 390          | (\$200.00)         | TO PAY OFFICIALS          |
|                      | 11/30/2019   | kmccormi | 390          | \$200.00           | TO PAY OFFICIALS          |
| <b>20000737</b>      |              |          |              | <b>\$0.00</b>      |                           |
| 20000738             | 11/30/2019   | kmccormi | 390          | (\$1,000.00)       | AMBULANCE COVERAGE        |
|                      | 11/30/2019   | kmccormi | 810          | \$1,000.00         | AMBULANCE COVERAGE        |
| <b>20000738</b>      |              |          |              | <b>\$0.00</b>      |                           |
| 20000739             | 12/02/2019   | ljones   | 390          | (\$385.50)         | NEG BAL                   |
|                      | 12/02/2019   | ljones   | 513          | \$385.50           | NEG BAL                   |
| <b>20000739</b>      |              |          |              | <b>\$0.00</b>      |                           |
| 20000740             | 12/02/2019   | ljones   | 513          | (\$446.59)         | NEG BAL                   |
|                      | 12/02/2019   | ljones   | 513          | \$446.59           | NEG BAL                   |
| <b>20000740</b>      |              |          |              | <b>\$0.00</b>      |                           |
| 20000741             | 12/02/2019   | ljones   | 390          | (\$262.00)         | NEG BAL                   |
|                      | 12/02/2019   | ljones   | 513          | \$262.00           | NEG BAL                   |
| <b>20000741</b>      |              |          |              | <b>\$0.00</b>      |                           |

## Budget Transfers By Period

| Journal Entry Number | Date Entered | Operator | Account Code | Transaction Amount | Transaction Description |
|----------------------|--------------|----------|--------------|--------------------|-------------------------|
| 20000742             | 12/02/2019   | ljones   | 758          | (\$79.13)          | NEG BAL                 |
|                      | 12/02/2019   | ljones   | 513          | \$79.13            | NEG BAL                 |
| <b>20000742</b>      |              |          |              | <b>\$0.00</b>      |                         |
| 20000743             | 12/02/2019   | ljones   | 513          | (\$930.99)         | NEG BAL                 |
|                      | 12/02/2019   | ljones   | 513          | \$930.99           | NEG BAL                 |
| <b>20000743</b>      |              |          |              | <b>\$0.00</b>      |                         |
| 20000744             | 12/02/2019   | ljones   | 513          | (\$1,069.01)       | NEG BAL                 |
|                      | 12/02/2019   | ljones   | 610          | \$1,069.01         | NEG BAL                 |
| <b>20000744</b>      |              |          |              | <b>\$0.00</b>      |                         |
| 20000746             | 12/02/2019   | ljones   | 610          | \$500.00           | NEG BAL                 |
|                      | 12/02/2019   | ljones   | 610          | (\$500.00)         | NEG BAL                 |
| <b>20000746</b>      |              |          |              | <b>\$0.00</b>      |                         |
| 20000748             | 12/02/2019   | koswald  | 324          | \$2,000.00         |                         |
|                      | 12/02/2019   | koswald  | 610          | (\$2,000.00)       |                         |
| <b>20000748</b>      |              |          |              | <b>\$0.00</b>      |                         |
| 20000749             | 12/02/2019   | koswald  | 324          | \$2,000.00         |                         |
|                      | 12/02/2019   | koswald  | 610          | (\$2,000.00)       |                         |
| <b>20000749</b>      |              |          |              | <b>\$0.00</b>      |                         |
| 20000750             | 12/02/2019   | kzaleta  | 330          | (\$2,000.00)       | COVER FUNDS             |
|                      | 12/02/2019   | kzaleta  | 324          | \$2,000.00         | COVER FUNDS             |
| <b>20000750</b>      |              |          |              | <b>\$0.00</b>      |                         |
| 20000751             | 12/02/2019   | kverdi   | 610          | (\$100.00)         | TO PAY FOR BOARD GIFTS  |
|                      | 12/02/2019   | kverdi   | 610          | \$100.00           | TO PAY FOR BOARD GIFTS  |
| <b>20000751</b>      |              |          |              | <b>\$0.00</b>      |                         |
| 20000752             | 12/02/2019   | lteodoro | 569          | (\$1,400.91)       | SUMMER TO CYBER SCHOOL  |
|                      | 12/02/2019   | lteodoro | 323          | \$1,400.91         | SUMMER TO CYBER SCHOOL  |
|                      | 12/02/2019   | lteodoro | 610          | (\$614.45)         | SUMMER TO CYBER SCHOOL  |
|                      | 12/02/2019   | lteodoro | 610          | \$614.45           | SUMMER TO CYBER SCHOOL  |
| <b>20000752</b>      |              |          |              | <b>\$0.00</b>      |                         |
| 20000753             | 12/02/2019   | lgoldste | 610          | (\$70.98)          | COVER REFRESHMENT COSTS |
|                      | 12/02/2019   | lgoldste | 635          | \$70.98            | COVER REFRESHMENT COSTS |
| <b>20000753</b>      |              |          |              | <b>\$0.00</b>      |                         |
| 20000754             | 12/03/2019   | pcattin  | 640          | (\$1,000.00)       | COVER COST OF BCS       |
|                      | 12/03/2019   | pcattin  | 123          | \$1,000.00         | COVER COST OF BCS       |
| <b>20000754</b>      |              |          |              | <b>\$0.00</b>      |                         |
| 20000755             | 12/03/2019   | pcattin  | 123          | (\$60.81)          | COVER EXP FOR MEALS     |
|                      | 12/03/2019   | pcattin  | 635          | \$60.81            | COVER EXP FOR MEALS     |
| <b>20000755</b>      |              |          |              | <b>\$0.00</b>      |                         |
| 20000756             | 12/03/2019   | ralexand | 513          | (\$350.00)         | COVER TRANSPORTATION    |
|                      | 12/03/2019   | ralexand | 513          | \$350.00           | COVER TRANSPORTATION    |
| <b>20000756</b>      |              |          |              | <b>\$0.00</b>      |                         |

## Budget Transfers By Period

| Journal Entry Number | Date Entered | Operator | Account Code | Transaction Amount | Transaction Description  |
|----------------------|--------------|----------|--------------|--------------------|--------------------------|
| 20000757             | 12/03/2019   | ralexand | 513          | (\$40.00)          |                          |
|                      | 12/03/2019   | ralexand | 513          | \$40.00            |                          |
| <b>20000757</b>      |              |          |              | <b>\$0.00</b>      |                          |
| 20000758             | 12/04/2019   | tmbaxter | 610          | (\$350.00)         |                          |
|                      | 12/04/2019   | tmbaxter | 610          | \$350.00           |                          |
| <b>20000758</b>      |              |          |              | <b>\$0.00</b>      |                          |
| 20000760             | 12/04/2019   | bgiallor | 123          | (\$271.00)         | COVER B.C.               |
|                      | 12/04/2019   | bgiallor | 123          | \$271.00           | COVER B.C.               |
| <b>20000760</b>      |              |          |              | <b>\$0.00</b>      |                          |
| 20000761             | 12/04/2019   | bgiallor | 610          | (\$100.00)         | COVER B.C.               |
|                      | 12/04/2019   | bgiallor | 123          | \$100.00           | COVER B.C.               |
| <b>20000761</b>      |              |          |              | <b>\$0.00</b>      |                          |
| 20000762             | 12/04/2019   | skropp   | 610          | (\$244.00)         |                          |
|                      | 12/04/2019   | skropp   | 390          | \$244.00           |                          |
| <b>20000762</b>      |              |          |              | <b>\$0.00</b>      |                          |
| 20000763             | 12/04/2019   | lteodoro | 123          | (\$4,000.00)       | CYBER SCHOOL             |
|                      | 12/04/2019   | lteodoro | 123          | \$4,000.00         | CYBER SCHOOL             |
|                      | 12/04/2019   | lteodoro | 123          | (\$500.00)         | CYBER SCHOOL             |
|                      | 12/04/2019   | lteodoro | 324          | \$500.00           | CYBER SCHOOL             |
|                      | 12/04/2019   | lteodoro | 324          | (\$353.00)         | CYBER SCHOOL             |
|                      | 12/04/2019   | lteodoro | 324          | \$353.00           | CYBER SCHOOL             |
| <b>20000763</b>      |              |          |              | <b>\$0.00</b>      |                          |
| 20000764             | 12/04/2019   | lteodoro | 123          | (\$1,020.98)       | SUMMER TO CYBER          |
|                      | 12/04/2019   | lteodoro | 123          | \$1,020.98         | SUMMER TO CYBER          |
| <b>20000764</b>      |              |          |              | <b>\$0.00</b>      |                          |
| 20000765             | 12/04/2019   | ehayes   | 530          | (\$600.00)         | AWEBER                   |
|                      | 12/04/2019   | ehayes   | 348          | \$600.00           | AWEBER                   |
| <b>20000765</b>      |              |          |              | <b>\$0.00</b>      |                          |
| 20000767             | 12/05/2019   | daron    | 650          | (\$470.00)         | LIB CONSUMABLES          |
|                      | 12/05/2019   | daron    | 650          | \$470.00           | LIB CONSUMABLES          |
| <b>20000767</b>      |              |          |              | <b>\$0.00</b>      |                          |
| 20000768             | 12/05/2019   | pcattin  | 610          | (\$81.20)          | COVER EXP FOR MEAL       |
|                      | 12/05/2019   | pcattin  | 635          | \$81.20            | COVER EXP FOR MEAL       |
| <b>20000768</b>      |              |          |              | <b>\$0.00</b>      |                          |
| 20000769             | 12/05/2019   | mpitt    | 610          | (\$476.00)         | COVER EXPENSES           |
|                      | 12/05/2019   | mpitt    | 610          | \$476.00           | COVER EXPENSES           |
| <b>20000769</b>      |              |          |              | <b>\$0.00</b>      |                          |
| 20000770             | 12/06/2019   | pcattin  | 610          | (\$733.00)         | COVER EXP FOR CONFERENCE |
|                      | 12/06/2019   | pcattin  | 581          | \$733.00           | COVER EXP FOR CONFERENCE |
| <b>20000770</b>      |              |          |              | <b>\$0.00</b>      |                          |



## Budget Transfers By Period

| Journal Entry Number | Date Entered | Operator | Account Code | Transaction Amount | Transaction Description  |
|----------------------|--------------|----------|--------------|--------------------|--------------------------|
| 20000771             | 12/06/2019   | pcattin  | 550          | (\$200.00)         | COVER EXP FOR MATERIALS  |
|                      | 12/06/2019   | pcattin  | 610          | \$200.00           | COVER EXP FOR MATERIALS  |
| <b>20000771</b>      |              |          |              | <b>\$0.00</b>      |                          |
| 20000772             | 12/06/2019   | cdoran   | 390          | (\$103.00)         | COVER ASSIGNOR'S INVOICE |
|                      | 12/06/2019   | cdoran   | 390          | \$103.00           | COVER ASSIGNOR'S INVOICE |
| <b>20000772</b>      |              |          |              | <b>\$0.00</b>      |                          |
| 20000773             | 12/06/2019   | bgiallor | 550          | (\$200.00)         | TO SEC. COVER INSIGHT    |
|                      | 12/06/2019   | bgiallor | 315          | \$200.00           | TO SEC. COVER INSIGHT    |
| <b>20000773</b>      |              |          |              | <b>\$0.00</b>      |                          |
| 20000774             | 12/06/2019   | bgiallor | 640          | (\$200.00)         | COVER EXP RPT            |
|                      | 12/06/2019   | bgiallor | 650          | \$200.00           | COVER EXP RPT            |
| <b>20000774</b>      |              |          |              | <b>\$0.00</b>      |                          |
| 20000775             | 12/06/2019   | bgiallor | 640          | (\$200.00)         | COVER INSIGHT #7386      |
|                      | 12/06/2019   | bgiallor | 315          | \$200.00           | COVER INSIGHT #7386      |
| <b>20000775</b>      |              |          |              | <b>\$0.00</b>      |                          |
| 20000776             | 12/06/2019   | bgiallor | 610          | (\$1,000.00)       | COVER INSIGHT #7386      |
|                      | 12/06/2019   | bgiallor | 315          | \$1,000.00         | COVER INSIGHT #7386      |
| <b>20000776</b>      |              |          |              | <b>\$0.00</b>      |                          |
| 20000777             | 12/06/2019   | cdoran   | 430          | (\$188.31)         | COVER PINK MEDICAL CARDS |
|                      | 12/06/2019   | cdoran   | 610          | \$188.31           | COVER PINK MEDICAL CARDS |
| <b>20000777</b>      |              |          |              | <b>\$0.00</b>      |                          |
| 20000778             | 12/06/2019   | cdoran   | 610          | (\$188.31)         | COVER PINK MEDICAL CARDS |
|                      | 12/06/2019   | cdoran   | 610          | \$188.31           | COVER PINK MEDICAL CARDS |
| <b>20000778</b>      |              |          |              | <b>\$0.00</b>      |                          |
| 20000779             | 12/06/2019   | cdoran   | 640          | (\$150.00)         | COVER OFFICE DEPOT       |
|                      | 12/06/2019   | cdoran   | 610          | \$150.00           | COVER OFFICE DEPOT       |
|                      | 12/06/2019   | cdoran   | 581          | (\$100.00)         | COVER OFFICE DEPOT       |
|                      | 12/06/2019   | cdoran   | 610          | \$100.00           | COVER OFFICE DEPOT       |
| <b>20000779</b>      |              |          |              | <b>\$0.00</b>      |                          |
| 20000780             | 12/09/2019   | bgiallor | 581          | (\$250.00)         | COVER REQ                |
|                      | 12/09/2019   | bgiallor | 640          | \$250.00           | COVER REQ                |
| <b>20000780</b>      |              |          |              | <b>\$0.00</b>      |                          |
| 20000781             | 12/09/2019   | pcattin  | 762          | (\$1,330.86)       | COVER EXP FOR MATERIALS  |
|                      | 12/09/2019   | pcattin  | 610          | \$1,330.86         | COVER EXP FOR MATERIALS  |
| <b>20000781</b>      |              |          |              | <b>\$0.00</b>      |                          |
| 20000782             | 12/09/2019   | sroyal   | 610          | (\$1,000.00)       |                          |
|                      | 12/09/2019   | sroyal   | 430          | \$1,000.00         |                          |
| <b>20000782</b>      |              |          |              | <b>\$0.00</b>      |                          |
| 20000783             | 12/09/2019   | ralexand | 513          | (\$225.00)         | COVER SUPPLIES           |
|                      | 12/09/2019   | ralexand | 610          | \$225.00           | COVER SUPPLIES           |
| <b>20000783</b>      |              |          |              | <b>\$0.00</b>      |                          |

## Budget Transfers By Period

| Journal Entry Number | Date Entered | Operator | Account Code | Transaction Amount | Transaction Description   |
|----------------------|--------------|----------|--------------|--------------------|---------------------------|
| 20000784             | 12/09/2019   | ljones   | 610          | \$420.00           | TRANS FUNDS TO 610        |
|                      | 12/09/2019   | ljones   | 640          | (\$420.00)         | TRANS FUNDS TO 610        |
| <b>20000784</b>      |              |          |              | <b>\$0.00</b>      |                           |
| 20000785             | 12/09/2019   | ljones   | 610          | \$100.00           | ADD FUNDS TO 610          |
|                      | 12/09/2019   | ljones   | 810          | (\$100.00)         | ADD FUNDS TO 610          |
| <b>20000785</b>      |              |          |              | <b>\$0.00</b>      |                           |
| 20000786             | 12/09/2019   | lgoldste | 610          | (\$200.00)         | TO COVER GIORGIO'S PO     |
|                      | 12/09/2019   | lgoldste | 635          | \$200.00           | TO COVER GIORGIO'S PO     |
| <b>20000786</b>      |              |          |              | <b>\$0.00</b>      |                           |
| 20000787             | 12/09/2019   | kmccormi | 610          | (\$250.00)         | TO PAY ENTRY FEE          |
|                      | 12/09/2019   | kmccormi | 810          | \$250.00           | TO PAY ENTRY FEE          |
| <b>20000787</b>      |              |          |              | <b>\$0.00</b>      |                           |
| 20000788             | 12/09/2019   | kmccormi | 610          | (\$63.10)          | TO PAY FEE                |
|                      | 12/09/2019   | kmccormi | 610          | \$63.10            | TO PAY FEE                |
| <b>20000788</b>      |              |          |              | <b>\$0.00</b>      |                           |
| 20000790             | 12/10/2019   | pcattin  | 315          | (\$1,700.00)       | COVER EXP FOR MATERIALS   |
|                      | 12/10/2019   | pcattin  | 610          | \$1,700.00         | COVER EXP FOR MATERIALS   |
| <b>20000790</b>      |              |          |              | <b>\$0.00</b>      |                           |
| 20000791             | 12/10/2019   | eronayne | 810          | (\$910.00)         | TRANSFER TO 30I 810       |
|                      | 12/10/2019   | eronayne | 810          | \$910.00           | TRANSFER TO 30I 810       |
| <b>20000791</b>      |              |          |              | <b>\$0.00</b>      |                           |
| 20000792             | 12/10/2019   | eronayne | 810          | (\$910.00)         | TRANSFER TO 30G 810       |
|                      | 12/10/2019   | eronayne | 810          | \$910.00           | TRANSFER TO 30G 810       |
| <b>20000792</b>      |              |          |              | <b>\$0.00</b>      |                           |
| 20000793             | 12/10/2019   | bgiallor | 610          | (\$800.00)         | COVER REQ                 |
|                      | 12/10/2019   | bgiallor | 650          | \$800.00           | COVER REQ                 |
| <b>20000793</b>      |              |          |              | <b>\$0.00</b>      |                           |
| 20000794             | 12/10/2019   | eronayne | 610          | (\$387.00)         | TRANSFER TO 30S 610       |
|                      | 12/10/2019   | eronayne | 610          | \$387.00           | TRANSFER TO 30S 610       |
| <b>20000794</b>      |              |          |              | <b>\$0.00</b>      |                           |
| 20000795             | 12/10/2019   | cdoran   | 390          | (\$400.00)         | COVER ACCOMPANIST BLUE CA |
|                      | 12/10/2019   | cdoran   | 123          | \$400.00           | COVER ACCOMPANIST BLUE CA |
| <b>20000795</b>      |              |          |              | <b>\$0.00</b>      |                           |
| 20000796             | 12/10/2019   | bgiallor | 635          | (\$19.28)          | COVER REQ                 |
|                      | 12/10/2019   | bgiallor | 610          | \$19.28            | COVER REQ                 |
| <b>20000796</b>      |              |          |              | <b>\$0.00</b>      |                           |
| 20000797             | 12/10/2019   | tmbaxter | 610          | (\$14.54)          |                           |
|                      | 12/10/2019   | tmbaxter | 618          | \$14.54            |                           |
| <b>20000797</b>      |              |          |              | <b>\$0.00</b>      |                           |
| 20000799             | 12/10/2019   | skropp   | 513          | (\$240.62)         |                           |
|                      | 12/10/2019   | skropp   | 810          | \$240.62           |                           |
| <b>20000799</b>      |              |          |              | <b>\$0.00</b>      |                           |

## Budget Transfers By Period

| Journal Entry Number | Date Entered | Operator | Account Code | Transaction Amount | Transaction Description   |
|----------------------|--------------|----------|--------------|--------------------|---------------------------|
| 20000800             | 12/10/2019   | scatramb | 610          | (\$2.00)           | COVER NEG                 |
|                      | 12/10/2019   | scatramb | 153          | \$2.00             | COVER NEG                 |
| <b>20000800</b>      |              |          |              | <b>\$0.00</b>      |                           |
| 20000802             | 12/10/2019   | koswald  | 580          | \$340.00           |                           |
|                      | 12/10/2019   | koswald  | 581          | (\$340.00)         |                           |
|                      | 12/10/2019   | koswald  | 581          | \$200.00           |                           |
|                      | 12/10/2019   | koswald  | 610          | (\$200.00)         |                           |
|                      | 12/10/2019   | koswald  | 123          | \$1,600.00         |                           |
|                      | 12/10/2019   | koswald  | 610          | (\$1,600.00)       |                           |
| <b>20000802</b>      |              |          |              | <b>\$0.00</b>      |                           |
| 20000803             | 12/10/2019   | koswald  | 580          | \$700.00           |                           |
|                      | 12/10/2019   | koswald  | 581          | (\$700.00)         |                           |
| <b>20000803</b>      |              |          |              | <b>\$0.00</b>      |                           |
| 20000805             | 12/10/2019   | bgiallor | 315          | (\$40.00)          | COVER REQ                 |
|                      | 12/10/2019   | bgiallor | 324          | \$40.00            | COVER REQ                 |
| <b>20000805</b>      |              |          |              | <b>\$0.00</b>      |                           |
| 20000806             | 12/10/2019   | bgiallor | 315          | (\$100.00)         | COVER B.C.                |
|                      | 12/10/2019   | bgiallor | 123          | \$100.00           | COVER B.C.                |
| <b>20000806</b>      |              |          |              | <b>\$0.00</b>      |                           |
| 20000807             | 12/10/2019   | mbrown1  | 550          | (\$75.00)          | TO COVER NEG 75.00 IN 324 |
|                      | 12/10/2019   | mbrown1  | 324          | \$75.00            | TO COVER NEG 75.00 IN 324 |
| <b>20000807</b>      |              |          |              | <b>\$0.00</b>      |                           |
| 20000808             | 12/10/2019   | bgiallor | 610          | (\$900.00)         | COVER BUS COST            |
|                      | 12/10/2019   | bgiallor | 513          | \$900.00           | COVER BUS COST            |
| <b>20000808</b>      |              |          |              | <b>\$0.00</b>      |                           |
| 20000809             | 12/10/2019   | ralexand | 760          | (\$500.00)         | COVER SALARIES            |
|                      | 12/10/2019   | ralexand | 153          | \$500.00           | COVER SALARIES            |
| <b>20000809</b>      |              |          |              | <b>\$0.00</b>      |                           |
| 20000810             | 12/10/2019   | koswald  | 123          | \$20.00            |                           |
|                      | 12/10/2019   | koswald  | 610          | (\$20.00)          |                           |
| <b>20000810</b>      |              |          |              | <b>\$0.00</b>      |                           |
| 20000812             | 12/10/2019   | daron    | 650          | (\$500.00)         |                           |
|                      | 12/10/2019   | daron    | 635          | \$500.00           |                           |
| <b>20000812</b>      |              |          |              | <b>\$0.00</b>      |                           |
| 20000813             | 12/10/2019   | msmith2  | 610          | (\$114.16)         | TRANSFER TO MUSIC 513     |
|                      | 12/10/2019   | msmith2  | 513          | \$114.16           | TRANSFER TO MUSIC 513     |
| <b>20000813</b>      |              |          |              | <b>\$0.00</b>      |                           |
| 20000815             | 12/10/2019   | bgiallor | 610          | (\$500.00)         | COVER REQ                 |
|                      | 12/10/2019   | bgiallor | 441          | \$500.00           | COVER REQ                 |
| <b>20000815</b>      |              |          |              | <b>\$0.00</b>      |                           |

## Budget Transfers By Period

| Journal Entry Number | Date Entered | Operator | Account Code | Transaction Amount | Transaction Description   |
|----------------------|--------------|----------|--------------|--------------------|---------------------------|
| 20000816             | 12/11/2019   | bgiallor | 315          | (\$100.00)         | COVER REQ                 |
|                      | 12/11/2019   | bgiallor | 430          | \$100.00           | COVER REQ                 |
| <b>20000816</b>      |              |          |              | <b>\$0.00</b>      |                           |
| 20000817             | 12/11/2019   | sjones1  | 610          | (\$0.81)           |                           |
|                      | 12/11/2019   | sjones1  | 153          | \$0.81             |                           |
|                      | 12/11/2019   | sjones1  | 610          | (\$48.19)          |                           |
|                      | 12/11/2019   | sjones1  | 153          | \$48.19            |                           |
| <b>20000817</b>      |              |          |              | <b>\$0.00</b>      |                           |
| 20000818             | 12/11/2019   | mbrown1  | 640          | (\$94.00)          | TO COVER RIGGTOWN         |
|                      | 12/11/2019   | mbrown1  | 635          | \$94.00            | TO COVER RIGGTOWN         |
| <b>20000818</b>      |              |          |              | <b>\$0.00</b>      |                           |
| 20000819             | 12/12/2019   | bgiallor | 315          | (\$300.00)         | COVER REQ                 |
|                      | 12/12/2019   | bgiallor | 430          | \$300.00           | COVER REQ                 |
| <b>20000819</b>      |              |          |              | <b>\$0.00</b>      |                           |
| 20000820             | 12/12/2019   | daron    | 650          | (\$8,000.00)       | TO SERVICES ACCT          |
|                      | 12/12/2019   | daron    | 348          | \$8,000.00         | TO SERVICES ACCT          |
| <b>20000820</b>      |              |          |              | <b>\$0.00</b>      |                           |
| 20000821             | 12/12/2019   | kmccormi | 513          | (\$968.98)         | TO PAY BILLS              |
|                      | 12/12/2019   | kmccormi | 610          | \$968.98           | TO PAY BILLS              |
| <b>20000821</b>      |              |          |              | <b>\$0.00</b>      |                           |
| 20000823             | 12/12/2019   | bgiallor | 650          | (\$50.00)          | COVER EXP RPT             |
|                      | 12/12/2019   | bgiallor | 581          | \$50.00            | COVER EXP RPT             |
| <b>20000823</b>      |              |          |              | <b>\$0.00</b>      |                           |
| 20000824             | 12/12/2019   | pcattin  | 610          | (\$58.30)          | COVER COST OF MEAL        |
|                      | 12/12/2019   | pcattin  | 635          | \$58.30            | COVER COST OF MEAL        |
| <b>20000824</b>      |              |          |              | <b>\$0.00</b>      |                           |
| 20000825             | 12/13/2019   | pcattin  | 610          | (\$11,000.00)      | COVER EXP FOR ENGRAVERS   |
|                      | 12/13/2019   | pcattin  | 752          | \$11,000.00        | COVER EXP FOR ENGRAVERS   |
|                      | 12/13/2019   | pcattin  | 580          | (\$2,000.00)       | COVER EXP FOR ENGRAVERS   |
|                      | 12/13/2019   | pcattin  | 752          | \$2,000.00         | COVER EXP FOR ENGRAVERS   |
|                      | 12/13/2019   | pcattin  | 315          | (\$3,700.00)       | COVER EXP FOR ENGRAVERS   |
|                      | 12/13/2019   | pcattin  | 752          | \$3,700.00         | COVER EXP FOR ENGRAVERS   |
| <b>20000825</b>      |              |          |              | <b>\$0.00</b>      |                           |
| 20000826             | 12/13/2019   | cdoran   | 300          | (\$5.00)           | COVER TONER               |
|                      | 12/13/2019   | cdoran   | 610          | \$5.00             | COVER TONER               |
| <b>20000826</b>      |              |          |              | <b>\$0.00</b>      |                           |
| 20000827             | 12/13/2019   | cdoran   | 390          | (\$335.23)         | COVER MUSIC & ARTS        |
|                      | 12/13/2019   | cdoran   | 610          | \$335.23           | COVER MUSIC & ARTS        |
| <b>20000827</b>      |              |          |              | <b>\$0.00</b>      |                           |
| 20000828             | 12/13/2019   | smaxhime | 610          | (\$100.00)         | COVER NURSE SUPPLIES ORDR |
|                      | 12/13/2019   | smaxhime | 610          | \$100.00           | COVER NURSE SUPPLIES ORDR |
| <b>20000828</b>      |              |          |              | <b>\$0.00</b>      |                           |

## Budget Transfers By Period

| Journal Entry Number | Date Entered | Operator | Account Code | Transaction Amount | Transaction Description   |
|----------------------|--------------|----------|--------------|--------------------|---------------------------|
| 20000829             | 12/16/2019   | kmccormi | 513          | (\$351.92)         | TO PAY VAN RENTAL         |
|                      | 12/16/2019   | kmccormi | 444          | \$351.92           | TO PAY VAN RENTAL         |
| <b>20000829</b>      |              |          |              | <b>\$0.00</b>      |                           |
| 20000830             | 12/16/2019   | skropp   | 513          | (\$500.00)         |                           |
|                      | 12/16/2019   | skropp   | 444          | \$500.00           |                           |
| <b>20000830</b>      |              |          |              | <b>\$0.00</b>      |                           |
| 20000832             | 12/16/2019   | pcattin  | 550          | (\$479.76)         | COVER EXP FOR MATERIALS   |
|                      | 12/16/2019   | pcattin  | 610          | \$479.76           | COVER EXP FOR MATERIALS   |
| <b>20000832</b>      |              |          |              | <b>\$0.00</b>      |                           |
| 20000833             | 12/17/2019   | kmccormi | 513          | (\$390.00)         | TO PAY FOR VANS           |
|                      | 12/17/2019   | kmccormi | 444          | \$390.00           | TO PAY FOR VANS           |
| <b>20000833</b>      |              |          |              | <b>\$0.00</b>      |                           |
| 20000834             | 12/16/2019   | mbrown1  | 530          | (\$43.67)          | TO COVER OFC DEPT PO      |
|                      | 12/16/2019   | mbrown1  | 610          | \$43.67            | TO COVER OFC DEPT PO      |
| <b>20000834</b>      |              |          |              | <b>\$0.00</b>      |                           |
| 20000836             | 12/17/2019   | bgiallor | 123          | (\$100.00)         | COVER REQ                 |
|                      | 12/17/2019   | bgiallor | 640          | \$100.00           | COVER REQ                 |
| <b>20000836</b>      |              |          |              | <b>\$0.00</b>      |                           |
| 20000837             | 12/17/2019   | bgiallor | 581          | (\$800.00)         | COVER REQ                 |
|                      | 12/17/2019   | bgiallor | 610          | \$800.00           | COVER REQ                 |
| <b>20000837</b>      |              |          |              | <b>\$0.00</b>      |                           |
| 20000838             | 12/17/2019   | bgiallor | 315          | (\$200.00)         | COVER RE                  |
|                      | 12/17/2019   | bgiallor | 430          | \$200.00           | COVER RE                  |
| <b>20000838</b>      |              |          |              | <b>\$0.00</b>      |                           |
| 20000839             | 12/17/2019   | kverdi   | 610          | (\$100.00)         | TO COVER TECH ED SUPPLIES |
|                      | 12/17/2019   | kverdi   | 610          | \$100.00           | TO COVER TECH ED SUPPLIES |
| <b>20000839</b>      |              |          |              | <b>\$0.00</b>      |                           |
| 20000840             | 12/17/2019   | kmccormi | 610          | (\$300.00)         | TO PAY ENTRY FEE          |
|                      | 12/17/2019   | kmccormi | 810          | \$300.00           | TO PAY ENTRY FEE          |
| <b>20000840</b>      |              |          |              | <b>\$0.00</b>      |                           |
| 20000842             | 12/17/2019   | bgiallor | 610          | (\$300.00)         | COVER REQ                 |
|                      | 12/17/2019   | bgiallor | 123          | \$300.00           | COVER REQ                 |
| <b>20000842</b>      |              |          |              | <b>\$0.00</b>      |                           |
| 20000843             | 12/18/2019   | msmith2  | 610          | (\$1,000.00)       | TRANSFER TO SM 635        |
|                      | 12/18/2019   | msmith2  | 635          | \$1,000.00         | TRANSFER TO SM 635        |
| <b>20000843</b>      |              |          |              | <b>\$0.00</b>      |                           |
| 20000844             | 12/18/2019   | kmccormi | 610          | (\$63.38)          | TO PAY TRAVEL             |
|                      | 12/18/2019   | kmccormi | 580          | \$63.38            | TO PAY TRAVEL             |
| <b>20000844</b>      |              |          |              | <b>\$0.00</b>      |                           |
| 20000846             | 12/18/2019   | ralexand | 513          | (\$325.00)         | COVER REGISTRATION        |
|                      | 12/18/2019   | ralexand | 810          | \$325.00           | COVER REGISTRATION        |
| <b>20000846</b>      |              |          |              | <b>\$0.00</b>      |                           |

## Budget Transfers By Period

| Journal Entry Number | Date Entered | Operator | Account Code | Transaction Amount | Transaction Description |
|----------------------|--------------|----------|--------------|--------------------|-------------------------|
| 20000847             | 12/18/2019   | cdoran   | 610          | (\$25.00)          | COVER OFFICE D. FOLDERS |
|                      | 12/18/2019   | cdoran   | 610          | \$25.00            | COVER OFFICE D. FOLDERS |
| <b>20000847</b>      |              |          |              | <b>\$0.00</b>      |                         |
| 20000848             | 12/18/2019   | kverdi   | 610          | (\$600.00)         | TO COVER TECH SUPPLIES  |
|                      | 12/18/2019   | kverdi   | 650          | \$600.00           | TO COVER TECH SUPPLIES  |
| <b>20000848</b>      |              |          |              | <b>\$0.00</b>      |                         |
| 20000849             | 12/19/2019   | mbrown1  | 513          | (\$379.66)         | TO COVER CDW PO         |
|                      | 12/19/2019   | mbrown1  | 610          | \$379.66           | TO COVER CDW PO         |
| <b>20000849</b>      |              |          |              | <b>\$0.00</b>      |                         |
| 20000850             | 12/19/2019   | kmccormi | 513          | (\$2,000.00)       | TO BUY EQUIPMENT        |
|                      | 12/19/2019   | kmccormi | 610          | \$2,000.00         | TO BUY EQUIPMENT        |
|                      | 12/19/2019   | kmccormi | 513          | (\$447.14)         | TO BUY EQUIPMENT        |
|                      | 12/19/2019   | kmccormi | 610          | \$447.14           | TO BUY EQUIPMENT        |
|                      | 12/19/2019   | kmccormi | 513          | (\$1,319.39)       | TO BUY EQUIPMENT        |
|                      | 12/19/2019   | kmccormi | 610          | \$1,319.39         | TO BUY EQUIPMENT        |
|                      | 12/19/2019   | kmccormi | 513          | (\$2,965.32)       | TO BUY EQUIPMENT        |
|                      | 12/19/2019   | kmccormi | 610          | \$2,965.32         | TO BUY EQUIPMENT        |
|                      | 12/19/2019   | kmccormi | 513          | (\$1,308.68)       | TO BUY EQUIPMENT        |
|                      | 12/19/2019   | kmccormi | 610          | \$1,308.68         | TO BUY EQUIPMENT        |
|                      | 12/19/2019   | kmccormi | 513          | (\$299.98)         | TO BUY EQUIPMENT        |
|                      | 12/19/2019   | kmccormi | 610          | \$299.98           | TO BUY EQUIPMENT        |
|                      | 12/19/2019   | kmccormi | 513          | (\$1,195.90)       | TO BUY EQUIPMENT        |
|                      | 12/19/2019   | kmccormi | 610          | \$1,195.90         | TO BUY EQUIPMENT        |
|                      | 12/19/2019   | kmccormi | 513          | (\$890.62)         | TO BUY EQUIPMENT        |
|                      | 12/19/2019   | kmccormi | 610          | \$890.62           | TO BUY EQUIPMENT        |
| <b>20000850</b>      |              |          |              | <b>\$0.00</b>      |                         |
| 20000851             | 12/19/2019   | kmccormi | 610          | (\$68.90)          | TO PAY TRAVEL           |
|                      | 12/19/2019   | kmccormi | 580          | \$68.90            | TO PAY TRAVEL           |
| <b>20000851</b>      |              |          |              | <b>\$0.00</b>      |                         |
| 20000852             | 12/19/2019   | bgiallor | 640          | (\$100.00)         | COVER EXP RPT           |
|                      | 12/19/2019   | bgiallor | 580          | \$100.00           | COVER EXP RPT           |
| <b>20000852</b>      |              |          |              | <b>\$0.00</b>      |                         |
| 20000853             | 12/19/2019   | bgiallor | 123          | (\$1,000.00)       | COVER B.C. SECONDARY    |
|                      | 12/19/2019   | bgiallor | 123          | \$1,000.00         | COVER B.C. SECONDARY    |
| <b>20000853</b>      |              |          |              | <b>\$0.00</b>      |                         |
| 20000855             | 12/19/2019   | kmccormi | 610          | (\$672.00)         | TO BUY UNIFORMS         |
|                      | 12/19/2019   | kmccormi | 610          | \$672.00           | TO BUY UNIFORMS         |
| <b>20000855</b>      |              |          |              | <b>\$0.00</b>      |                         |
| 20000857             | 12/19/2019   | ljones   | 610          | (\$1,240.00)       | TRANS FUNDS             |
|                      | 12/19/2019   | ljones   | 761          | \$1,240.00         | TRANS FUNDS             |
| <b>20000857</b>      |              |          |              | <b>\$0.00</b>      |                         |

## Budget Transfers By Period

| Journal Entry Number | Date Entered | Operator | Account Code | Transaction Amount | Transaction Description   |
|----------------------|--------------|----------|--------------|--------------------|---------------------------|
| 20000858             | 12/19/2019   | ljones   | 513          | \$0.55             | NEG BAL                   |
|                      | 12/19/2019   | ljones   | 610          | (\$0.55)           | NEG BAL                   |
| <b>20000858</b>      |              |          |              | <b>\$0.00</b>      |                           |
| 20000859             | 12/19/2019   | ljones   | 315          | (\$409.89)         | NEG BAL                   |
|                      | 12/19/2019   | ljones   | 123          | \$409.89           | NEG BAL                   |
| <b>20000859</b>      |              |          |              | <b>\$0.00</b>      |                           |
| 20000860             | 12/20/2019   | kmccormi | 610          | (\$346.47)         | TRAVEL                    |
|                      | 12/20/2019   | kmccormi | 580          | \$346.47           | TRAVEL                    |
| <b>20000860</b>      |              |          |              | <b>\$0.00</b>      |                           |
| 20000862             | 12/20/2019   | bgiallor | 650          | (\$300.00)         | COVER INSIGHT 7504        |
|                      | 12/20/2019   | bgiallor | 315          | \$300.00           | COVER INSIGHT 7504        |
| <b>20000862</b>      |              |          |              | <b>\$0.00</b>      |                           |
| 20000863             | 12/20/2019   | bgiallor | 610          | (\$460.00)         | COVER REQ                 |
|                      | 12/20/2019   | bgiallor | 324          | \$460.00           | COVER REQ                 |
| <b>20000863</b>      |              |          |              | <b>\$0.00</b>      |                           |
| 20000864             | 12/20/2019   | kmccormi | 610          | (\$800.00)         | TO BUY SUPPLIES           |
|                      | 12/20/2019   | kmccormi | 610          | \$800.00           | TO BUY SUPPLIES           |
|                      | 12/20/2019   | kmccormi | 610          | (\$1,500.00)       | TO BUY SUPPLIES           |
|                      | 12/20/2019   | kmccormi | 610          | \$1,500.00         | TO BUY SUPPLIES           |
|                      | 12/20/2019   | kmccormi | 610          | (\$174.40)         | TO BUY SUPPLIES           |
|                      | 12/20/2019   | kmccormi | 610          | \$174.40           | TO BUY SUPPLIES           |
|                      | 12/20/2019   | kmccormi | 610          | (\$95.80)          | TO BUY SUPPLIES           |
|                      | 12/20/2019   | kmccormi | 610          | \$95.80            | TO BUY SUPPLIES           |
|                      | 12/20/2019   | kmccormi | 610          | (\$500.00)         | TO BUY SUPPLIES           |
|                      | 12/20/2019   | kmccormi | 610          | \$500.00           | TO BUY SUPPLIES           |
|                      | 12/20/2019   | kmccormi | 610          | (\$251.62)         | TO BUY SUPPLIES           |
|                      | 12/20/2019   | kmccormi | 610          | \$251.62           | TO BUY SUPPLIES           |
| <b>20000864</b>      |              |          |              | <b>\$0.00</b>      |                           |
| 20000865             | 12/20/2019   | msmith2  | 811          | (\$30.28)          | TRANSFER TO MARKETING 610 |
|                      | 12/20/2019   | msmith2  | 610          | \$30.28            | TRANSFER TO MARKETING 610 |
| <b>20000865</b>      |              |          |              | <b>\$0.00</b>      |                           |
| 20000866             | 12/20/2019   | pcattin  | 640          | (\$1,370.93)       | COVER EXP FOR SUBS        |
|                      | 12/20/2019   | pcattin  | 315          | \$1,370.93         | COVER EXP FOR SUBS        |
| <b>20000866</b>      |              |          |              | <b>\$0.00</b>      |                           |
| 20000867             | 12/20/2019   | daron    | 650          | (\$120.00)         |                           |
|                      | 12/20/2019   | daron    | 650          | \$120.00           |                           |
| <b>20000867</b>      |              |          |              | <b>\$0.00</b>      |                           |
| 20000868             | 12/20/2019   | clee     | 530          | \$144.40           |                           |
|                      | 12/20/2019   | clee     | 438          | (\$144.40)         |                           |
| <b>20000868</b>      |              |          |              | <b>\$0.00</b>      |                           |

## Budget Transfers By Period

| Journal Entry Number | Date Entered | Operator | Account Code | Transaction Amount | Transaction Description  |
|----------------------|--------------|----------|--------------|--------------------|--------------------------|
| 20000869             | 12/20/2019   | clee     | 581          | \$80.00            |                          |
|                      | 12/20/2019   | clee     | 650          | (\$80.00)          |                          |
| <b>20000869</b>      |              |          |              | <b>\$0.00</b>      |                          |
| 20000871             | 12/23/2019   | nkelly   | 329          | (\$1,000.00)       | COVER SHORTAGE           |
|                      | 12/23/2019   | nkelly   | 610          | \$1,000.00         | COVER SHORTAGE           |
| <b>20000871</b>      |              |          |              | <b>\$0.00</b>      |                          |
| 20000872             | 12/23/2019   | bgiallor | 315          | (\$1,550.00)       | COVER BUS SMITHSONIAN    |
|                      | 12/23/2019   | bgiallor | 513          | \$1,550.00         | COVER BUS SMITHSONIAN    |
| <b>20000872</b>      |              |          |              | <b>\$0.00</b>      |                          |
| 20000873             | 12/31/2019   | daron    | 324          | (\$209.00)         |                          |
|                      | 12/31/2019   | daron    | 650          | \$26.00            |                          |
|                      | 12/31/2019   | daron    | 580          | \$183.00           |                          |
| <b>20000873</b>      |              |          |              | <b>\$0.00</b>      |                          |
| 20000874             | 01/02/2020   | eronayne | 810          | (\$150.00)         | TRANSFER TO 30G 810      |
|                      | 01/02/2020   | eronayne | 810          | \$150.00           | TRANSFER TO 30G 810      |
| <b>20000874</b>      |              |          |              | <b>\$0.00</b>      |                          |
| 20000876             | 01/02/2020   | eronayne | 513          | (\$351.92)         | TRANSFER TO 30R 444      |
|                      | 01/02/2020   | eronayne | 444          | \$351.92           | TRANSFER TO 30R 444      |
| <b>20000876</b>      |              |          |              | <b>\$0.00</b>      |                          |
| 20000877             | 01/02/2020   | koswald  | 442          | \$25.00            |                          |
|                      | 01/02/2020   | koswald  | 610          | (\$25.00)          |                          |
|                      | 01/02/2020   | koswald  | 442          | \$225.00           |                          |
|                      | 01/02/2020   | koswald  | 550          | (\$225.00)         |                          |
| <b>20000877</b>      |              |          |              | <b>\$0.00</b>      |                          |
| 20000878             | 01/02/2020   | koswald  | 442          | \$500.00           |                          |
|                      | 01/02/2020   | koswald  | 324          | (\$500.00)         |                          |
| <b>20000878</b>      |              |          |              | <b>\$0.00</b>      |                          |
| 20000879             | 01/02/2020   | kmccormi | 610          | (\$1,000.00)       | TO PAY BUSSING           |
|                      | 01/02/2020   | kmccormi | 513          | \$1,000.00         | TO PAY BUSSING           |
| <b>20000879</b>      |              |          |              | <b>\$0.00</b>      |                          |
| 20000881             | 01/02/2020   | bgiallor | 640          | (\$275.00)         | COVER MCIU INV           |
|                      | 01/02/2020   | bgiallor | 324          | \$275.00           | COVER MCIU INV           |
| <b>20000881</b>      |              |          |              | <b>\$0.00</b>      |                          |
| 20000882             | 01/02/2020   | kmccormi | 513          | (\$557.88)         | TO PAY FOR VANS          |
|                      | 01/02/2020   | kmccormi | 444          | \$557.88           | TO PAY FOR VANS          |
| <b>20000882</b>      |              |          |              | <b>\$0.00</b>      |                          |
| 20000884             | 01/02/2020   | kverdi   | 650          | (\$200.00)         | TO COVER SUPPLIES NEEDED |
|                      | 01/02/2020   | kverdi   | 430          | (\$150.00)         | TO COVER SUPPLIES NEEDED |
|                      | 01/02/2020   | kverdi   | 610          | \$350.00           | TO COVER SUPPLIES NEEDED |
|                      | 01/02/2020   | kverdi   | 430          | (\$50.00)          | TO COVER SUPPLIES NEEDED |
|                      | 01/02/2020   | kverdi   | 513          | \$50.00            | TO COVER SUPPLIES NEEDED |
| <b>20000884</b>      |              |          |              | <b>\$0.00</b>      |                          |



## Budget Transfers By Period

| Journal Entry Number | Date Entered | Operator | Account Code | Transaction Amount | Transaction Description |
|----------------------|--------------|----------|--------------|--------------------|-------------------------|
| 20000885             | 01/02/2020   | bgiallor | 610          | (\$495.00)         | COVER ARAMARK           |
|                      | 01/02/2020   | bgiallor | 635          | \$495.00           | COVER ARAMARK           |
| <b>20000885</b>      |              |          |              | <b>\$0.00</b>      |                         |
| 20000886             | 01/03/2020   | bgiallor | 315          | (\$150.00)         | COVER REQ               |
|                      | 01/03/2020   | bgiallor | 610          | \$150.00           | COVER REQ               |
| <b>20000886</b>      |              |          |              | <b>\$0.00</b>      |                         |
| 20000887             | 01/03/2020   | pcattin  | 550          | (\$100.00)         | COVER EXP FOR PRESENTER |
|                      | 01/03/2020   | pcattin  | 324          | \$100.00           | COVER EXP FOR PRESENTER |
| <b>20000887</b>      |              |          |              | <b>\$0.00</b>      |                         |
| 20000888             | 01/03/2020   | ehayes   | 610          | (\$1,800.00)       | GO DADDY                |
|                      | 01/03/2020   | ehayes   | 348          | \$1,800.00         | GO DADDY                |
| <b>20000888</b>      |              |          |              | <b>\$0.00</b>      |                         |
| 20000889             | 01/03/2020   | lteodoro | 635          | (\$250.00)         | COPIER RENTAL           |
|                      | 01/03/2020   | lteodoro | 442          | \$250.00           | COPIER RENTAL           |
| <b>20000889</b>      |              |          |              | <b>\$0.00</b>      |                         |
| 20000890             | 01/03/2020   | bgiallor | 610          | (\$400.00)         | COVER ELEM REQ          |
|                      | 01/03/2020   | bgiallor | 610          | \$400.00           | COVER ELEM REQ          |
| <b>20000890</b>      |              |          |              | <b>\$0.00</b>      |                         |
| 20000891             | 01/03/2020   | bgiallor | 610          | (\$100.00)         | COVER ELEM REQ          |
|                      | 01/03/2020   | bgiallor | 610          | \$100.00           | COVER ELEM REQ          |
| <b>20000891</b>      |              |          |              | <b>\$0.00</b>      |                         |
| 20000892             | 01/03/2020   | lteodoro | 123          | (\$2,225.69)       | CYBER INSIGHT SUBS      |
|                      | 01/03/2020   | lteodoro | 323          | \$2,225.69         | CYBER INSIGHT SUBS      |
| <b>20000892</b>      |              |          |              | <b>\$0.00</b>      |                         |
| 20000893             | 01/03/2020   | lteodoro | 610          | (\$314.45)         | SUPPLIES                |
|                      | 01/03/2020   | lteodoro | 610          | \$314.45           | SUPPLIES                |
| <b>20000893</b>      |              |          |              | <b>\$0.00</b>      |                         |
| 20000894             | 01/03/2020   | sjones1  | 610          | (\$50.00)          | COVER RGS ORDER         |
|                      | 01/03/2020   | sjones1  | 610          | \$50.00            | COVER RGS ORDER         |
| <b>20000894</b>      |              |          |              | <b>\$0.00</b>      |                         |
| 20000895             | 01/03/2020   | kmccormi | 610          | (\$300.00)         | TO PAY FEE              |
|                      | 01/03/2020   | kmccormi | 810          | \$300.00           | TO PAY FEE              |
| <b>20000895</b>      |              |          |              | <b>\$0.00</b>      |                         |
| 20000897             | 01/03/2020   | sjones1  | 640          | (\$457.00)         |                         |
|                      | 01/03/2020   | sjones1  | 610          | \$457.00           |                         |
| <b>20000897</b>      |              |          |              | <b>\$0.00</b>      |                         |
| 20000898             | 01/03/2020   | mpitt    | 610          | (\$150.00)         | COVER COSTS             |
|                      | 01/03/2020   | mpitt    | 550          | \$150.00           | COVER COSTS             |
| <b>20000898</b>      |              |          |              | <b>\$0.00</b>      |                         |
| 20000899             | 01/03/2020   | eronayne | 810          | (\$240.00)         | TRANSFER TO 30S 610     |
|                      | 01/03/2020   | eronayne | 610          | \$240.00           | TRANSFER TO 30S 610     |
| <b>20000899</b>      |              |          |              | <b>\$0.00</b>      |                         |

## Budget Transfers By Period

| Journal Entry Number | Date Entered | Operator | Account Code | Transaction Amount | Transaction Description |
|----------------------|--------------|----------|--------------|--------------------|-------------------------|
| 20000900             | 01/03/2020   | kpatters | 610          | (\$119.81)         | COVER NEG BALANCE       |
|                      | 01/03/2020   | kpatters | 610          | \$119.81           | COVER NEG BALANCE       |
| <b>20000900</b>      |              |          |              | <b>\$0.00</b>      |                         |
| 20000902             | 01/03/2020   | jzoretic | 610          | (\$125.00)         | TO CLEAN UP ACCOUNT     |
|                      | 01/03/2020   | jzoretic | 810          | \$125.00           | TO CLEAN UP ACCOUNT     |
| <b>20000902</b>      |              |          |              | <b>\$0.00</b>      |                         |
| 20000904             | 01/06/2020   | cdoran   | 430          | (\$318.62)         | COVER SCIENCE OLYMPIAD  |
|                      | 01/06/2020   | cdoran   | 610          | \$318.62           | COVER SCIENCE OLYMPIAD  |
| <b>20000904</b>      |              |          |              | <b>\$0.00</b>      |                         |
| 20000905             | 01/06/2020   | cwyatt   | 580          | (\$1,000.00)       | TO COVER EXPENSES       |
|                      | 01/06/2020   | cwyatt   | 513          | \$1,000.00         | TO COVER EXPENSES       |
| <b>20000905</b>      |              |          |              | <b>\$0.00</b>      |                         |
| 20000906             | 01/06/2020   | nkelly   | 610          | (\$600.00)         | COVER SHORTAGE          |
|                      | 01/06/2020   | nkelly   | 513          | \$600.00           | COVER SHORTAGE          |
| <b>20000906</b>      |              |          |              | <b>\$0.00</b>      |                         |
| 20000907             | 01/06/2020   | bgiallor | 610          | (\$70.00)          | PAY INV. NCSM           |
|                      | 01/06/2020   | bgiallor | 811          | \$70.00            | PAY INV. NCSM           |
| <b>20000907</b>      |              |          |              | <b>\$0.00</b>      |                         |
| 20000908             | 01/06/2020   | bgiallor | 315          | (\$40.00)          | COVER EXP RPT           |
|                      | 01/06/2020   | bgiallor | 324          | \$40.00            | COVER EXP RPT           |
| <b>20000908</b>      |              |          |              | <b>\$0.00</b>      |                         |
| 20000909             | 01/06/2020   | kmccormi | 610          | (\$287.76)         | TO BUY SUPPLIES         |
|                      | 01/06/2020   | kmccormi | 610          | \$287.76           | TO BUY SUPPLIES         |
|                      | 01/06/2020   | kmccormi | 610          | (\$202.64)         | TO BUY SUPPLIES         |
|                      | 01/06/2020   | kmccormi | 610          | \$202.64           | TO BUY SUPPLIES         |
| <b>20000909</b>      |              |          |              | <b>\$0.00</b>      |                         |
| 20000910             | 01/06/2020   | kmccormi | 610          | (\$2,000.00)       | TO BUY SUPPLIES         |
|                      | 01/06/2020   | kmccormi | 610          | \$2,000.00         | TO BUY SUPPLIES         |
| <b>20000910</b>      |              |          |              | <b>\$0.00</b>      |                         |
| 20000911             | 01/06/2020   | kmccormi | 610          | (\$1,046.40)       | TO BUY SUPPLIES         |
|                      | 01/06/2020   | kmccormi | 610          | \$1,046.40         | TO BUY SUPPLIES         |
|                      | 01/06/2020   | kmccormi | 610          | (\$617.40)         | TO BUY SUPPLIES         |
|                      | 01/06/2020   | kmccormi | 610          | \$617.40           | TO BUY SUPPLIES         |
| <b>20000911</b>      |              |          |              | <b>\$0.00</b>      |                         |
| 20000912             | 01/06/2020   | kmccormi | 610          | (\$966.36)         | TO BUY SUPPLIES         |
|                      | 01/06/2020   | kmccormi | 610          | \$966.36           | TO BUY SUPPLIES         |
|                      | 01/06/2020   | kmccormi | 610          | (\$50.00)          | TO BUY SUPPLIES         |
|                      | 01/06/2020   | kmccormi | 610          | \$50.00            | TO BUY SUPPLIES         |
|                      | 01/06/2020   | kmccormi | 610          | (\$492.00)         | TO BUY SUPPLIES         |
|                      | 01/06/2020   | kmccormi | 610          | \$492.00           | TO BUY SUPPLIES         |

## Budget Transfers By Period

| Journal Entry Number | Date Entered | Operator | Account Code | Transaction Amount | Transaction Description  |
|----------------------|--------------|----------|--------------|--------------------|--------------------------|
| 20000912             | 01/06/2020   | kmccormi | 610          | (\$430.00)         | TO BUY SUPPLIES          |
|                      | 01/06/2020   | kmccormi | 610          | \$430.00           | TO BUY SUPPLIES          |
| <b>20000912</b>      |              |          |              | <b>\$0.00</b>      |                          |
| 20000913             | 01/06/2020   | kmccormi | 610          | (\$50.00)          | TO BUY SUPPLIES          |
|                      | 01/06/2020   | kmccormi | 610          | \$50.00            | TO BUY SUPPLIES          |
|                      | 01/06/2020   | kmccormi | 610          | (\$336.20)         | TO BUY SUPPLIES          |
|                      | 01/06/2020   | kmccormi | 610          | \$336.20           | TO BUY SUPPLIES          |
| <b>20000913</b>      |              |          |              | <b>\$0.00</b>      |                          |
| 20000914             | 01/07/2020   | kmccormi | 610          | (\$617.40)         | TO BUY SUPPLIES          |
|                      | 01/07/2020   | kmccormi | 610          | \$617.40           | TO BUY SUPPLIES          |
| <b>20000914</b>      |              |          |              | <b>\$0.00</b>      |                          |
| 20000915             | 01/07/2020   | kmccormi | 610          | (\$18.40)          | TO BUY SUPPLIES          |
|                      | 01/07/2020   | kmccormi | 610          | \$18.40            | TO BUY SUPPLIES          |
| <b>20000915</b>      |              |          |              | <b>\$0.00</b>      |                          |
| 20000917             | 01/07/2020   | skropp   | 810          | (\$500.00)         |                          |
|                      | 01/07/2020   | skropp   | 610          | \$500.00           |                          |
| <b>20000917</b>      |              |          |              | <b>\$0.00</b>      |                          |
| 20000918             | 01/07/2020   | kmccormi | 610          | (\$684.00)         | TO BUY SUPPLIES          |
|                      | 01/07/2020   | kmccormi | 610          | \$684.00           | TO BUY SUPPLIES          |
| <b>20000918</b>      |              |          |              | <b>\$0.00</b>      |                          |
| 20000919             | 01/07/2020   | kmccormi | 610          | (\$18.00)          | TO BUY SUPPLIES          |
|                      | 01/07/2020   | kmccormi | 610          | \$18.00            | TO BUY SUPPLIES          |
| <b>20000919</b>      |              |          |              | <b>\$0.00</b>      |                          |
| 20000920             | 01/07/2020   | skropp   | 513          | (\$717.07)         |                          |
|                      | 01/07/2020   | skropp   | 610          | \$717.07           |                          |
| <b>20000920</b>      |              |          |              | <b>\$0.00</b>      |                          |
| 20000921             | 01/07/2020   | skropp   | 810          | (\$600.00)         |                          |
|                      | 01/07/2020   | skropp   | 444          | \$600.00           |                          |
| <b>20000921</b>      |              |          |              | <b>\$0.00</b>      |                          |
| 20000922             | 01/07/2020   | skropp   | 513          | (\$426.54)         |                          |
|                      | 01/07/2020   | skropp   | 610          | \$426.54           |                          |
| <b>20000922</b>      |              |          |              | <b>\$0.00</b>      |                          |
| 20000923             | 01/07/2020   | kverdi   | 430          | (\$500.00)         | TO COVER SUPPLIES NEEDED |
|                      | 01/07/2020   | kverdi   | 640          | (\$500.00)         | TO COVER SUPPLIES NEEDED |
|                      | 01/07/2020   | kverdi   | 610          | \$1,000.00         | TO COVER SUPPLIES NEEDED |
| <b>20000923</b>      |              |          |              | <b>\$0.00</b>      |                          |
| 20000924             | 01/07/2020   | skropp   | 513          | (\$0.29)           |                          |
|                      | 01/07/2020   | skropp   | 610          | \$0.29             |                          |
| <b>20000924</b>      |              |          |              | <b>\$0.00</b>      |                          |
| 20000925             | 01/07/2020   | skropp   | 610          | (\$250.00)         |                          |
|                      | 01/07/2020   | skropp   | 580          | \$250.00           |                          |
| <b>20000925</b>      |              |          |              | <b>\$0.00</b>      |                          |

## Budget Transfers By Period

| Journal Entry Number | Date Entered | Operator | Account Code | Transaction Amount | Transaction Description   |
|----------------------|--------------|----------|--------------|--------------------|---------------------------|
| 20000926             | 01/07/2020   | skropp   | 513          | (\$41.91)          |                           |
|                      | 01/07/2020   | skropp   | 610          | \$41.91            |                           |
| <b>20000926</b>      |              |          |              | <b>\$0.00</b>      |                           |
| 20000927             | 01/07/2020   | koswald  | 123          | \$29.36            |                           |
|                      | 01/07/2020   | koswald  | 610          | (\$29.36)          |                           |
|                      | 01/07/2020   | koswald  | 581          | \$500.00           |                           |
|                      | 01/07/2020   | koswald  | 610          | (\$500.00)         |                           |
| <b>20000927</b>      |              |          |              | <b>\$0.00</b>      |                           |
| 20000928             | 01/07/2020   | koswald  | 581          | \$100.00           |                           |
|                      | 01/07/2020   | koswald  | 580          | (\$100.00)         |                           |
|                      | 01/07/2020   | koswald  | 123          | \$222.26           |                           |
|                      | 01/07/2020   | koswald  | 610          | (\$222.26)         |                           |
| <b>20000928</b>      |              |          |              | <b>\$0.00</b>      |                           |
| 20000929             | 01/07/2020   | bgiallor | 610          | (\$400.00)         | COVER ELEM REQ            |
|                      | 01/07/2020   | bgiallor | 610          | \$400.00           | COVER ELEM REQ            |
| <b>20000929</b>      |              |          |              | <b>\$0.00</b>      |                           |
| 20000930             | 01/07/2020   | msmith2  | 811          | (\$630.00)         | TRANSFER TO 811           |
|                      | 01/07/2020   | msmith2  | 810          | \$630.00           | TRANSFER TO 811           |
| <b>20000930</b>      |              |          |              | <b>\$0.00</b>      |                           |
| 20000931             | 01/07/2020   | mbrown1  | 640          | (\$350.00)         | TO COV DECA STATE REG     |
|                      | 01/07/2020   | mbrown1  | 811          | \$350.00           | TO COV DECA STATE REG     |
| <b>20000931</b>      |              |          |              | <b>\$0.00</b>      |                           |
| 20000933             | 01/08/2020   | lgoldste | 123          | (\$2,001.31)       | INSIGHT INV. 7581 & 7584  |
|                      | 01/08/2020   | lgoldste | 315          | \$2,001.31         | INSIGHT INV. 7581 & 7584  |
|                      | 01/08/2020   | lgoldste | 123          | (\$2,401.56)       | INSIGHT INV. 7581 & 7584  |
|                      | 01/08/2020   | lgoldste | 315          | \$2,401.56         | INSIGHT INV. 7581 & 7584  |
| <b>20000933</b>      |              |          |              | <b>\$0.00</b>      |                           |
| 20000934             | 01/09/2020   | sjones1  | 610          | (\$154.00)         |                           |
|                      | 01/09/2020   | sjones1  | 610          | \$154.00           |                           |
| <b>20000934</b>      |              |          |              | <b>\$0.00</b>      |                           |
| 20000935             | 01/09/2020   | sryan2   | 322          | \$10,747.38        | TITLE II FY19 BUDGET TRAN |
|                      | 01/09/2020   | sryan2   | 123          | \$4,747.44         | TITLE II FY19 BUDGET TRAN |
|                      | 01/09/2020   | sryan2   | 220          | \$306.09           | TITLE II FY19 BUDGET TRAN |
|                      | 01/09/2020   | sryan2   | 230          | \$1,633.53         | TITLE II FY19 BUDGET TRAN |
|                      | 01/09/2020   | sryan2   | 123          | \$28,712.44        | TITLE II FY19 BUDGET TRAN |
|                      | 01/09/2020   | sryan2   | 220          | \$2,114.94         | TITLE II FY19 BUDGET TRAN |
|                      | 01/09/2020   | sryan2   | 230          | \$9,858.72         | TITLE II FY19 BUDGET TRAN |
|                      | 01/09/2020   | sryan2   | 315          | \$21,351.63        | TITLE II FY19 BUDGET TRAN |
|                      | 01/09/2020   | sryan2   | 324          | \$24,097.13        | TITLE II FY19 BUDGET TRAN |
|                      | 01/09/2020   | sryan2   | 581          | \$11,668.19        | TITLE II FY19 BUDGET TRAN |
|                      | 01/09/2020   | sryan2   | 610          | \$990.00           | TITLE II FY19 BUDGET TRAN |
|                      | 01/09/2020   | sryan2   | 640          | \$1,374.13         | TITLE II FY19 BUDGET TRAN |

## Budget Transfers By Period

| Journal Entry Number | Date Entered | Operator | Account Code | Transaction Amount | Transaction Description   |
|----------------------|--------------|----------|--------------|--------------------|---------------------------|
| 20000935             | 01/09/2020   | sryan2   | 811          | \$4,029.00         | TITLE II FY19 BUDGET TRAN |
|                      | 01/09/2020   | sryan2   | 890          | (\$121,630.62)     | TITLE II FY19 BUDGET TRAN |
| <b>20000935</b>      |              |          |              | <b>\$0.00</b>      |                           |
| 20000936             | 01/09/2020   | ralexand | 610          | (\$30.00)          | COVER INK STAMP           |
|                      | 01/09/2020   | ralexand | 610          | \$30.00            | COVER INK STAMP           |
| <b>20000936</b>      |              |          |              | <b>\$0.00</b>      |                           |
| 20000937             | 01/09/2020   | sryan2   | 123          | \$3,875.97         | TITLE IV FY19 BUDGET TRAN |
|                      | 01/09/2020   | sryan2   | 220          | \$278.84           | TITLE IV FY19 BUDGET TRAN |
|                      | 01/09/2020   | sryan2   | 230          | \$1,329.01         | TITLE IV FY19 BUDGET TRAN |
|                      | 01/09/2020   | sryan2   | 324          | \$239.24           | TITLE IV FY19 BUDGET TRAN |
|                      | 01/09/2020   | sryan2   | 581          | \$743.59           | TITLE IV FY19 BUDGET TRAN |
|                      | 01/09/2020   | sryan2   | 890          | (\$6,466.65)       | TITLE IV FY19 BUDGET TRAN |
| <b>20000937</b>      |              |          |              | <b>\$0.00</b>      |                           |
| 20000938             | 01/09/2020   | pcattin  | 315          | (\$10.00)          | COVER OVERAGE             |
|                      | 01/09/2020   | pcattin  | 123          | \$10.00            | COVER OVERAGE             |
| <b>20000938</b>      |              |          |              | <b>\$0.00</b>      |                           |
| 20000939             | 01/09/2020   | pcattin  | 640          | (\$30.00)          | COVER OVERAGE             |
|                      | 01/09/2020   | pcattin  | 153          | \$30.00            | COVER OVERAGE             |
| <b>20000939</b>      |              |          |              | <b>\$0.00</b>      |                           |
| 20000941             | 01/09/2020   | jzoretic | 610          | (\$25.00)          | TO CLEAN UP ACCOUNT       |
|                      | 01/09/2020   | jzoretic | 581          | \$25.00            | TO CLEAN UP ACCOUNT       |
| <b>20000941</b>      |              |          |              | <b>\$0.00</b>      |                           |
| 20000942             | 01/09/2020   | bgiallor | 610          | (\$600.00)         | COVER EXP RPT             |
|                      | 01/09/2020   | bgiallor | 581          | \$600.00           | COVER EXP RPT             |
| <b>20000942</b>      |              |          |              | <b>\$0.00</b>      |                           |
| 20000943             | 01/09/2020   | cdoran   | 300          | (\$68.29)          | COVER NEGATIVE BALANCE    |
|                      | 01/09/2020   | cdoran   | 610          | \$68.29            | COVER NEGATIVE BALANCE    |
| <b>20000943</b>      |              |          |              | <b>\$0.00</b>      |                           |
| 20000944             | 01/09/2020   | cwyatt   | 329          | (\$300.00)         | TO COVER EXPENSES         |
|                      | 01/09/2020   | cwyatt   | 530          | \$150.00           | TO COVER EXPENSES         |
|                      | 01/09/2020   | cwyatt   | 580          | \$150.00           | TO COVER EXPENSES         |
| <b>20000944</b>      |              |          |              | <b>\$0.00</b>      |                           |
| 20000945             | 01/09/2020   | clee     | 530          | \$48.45            | BUDGET TR                 |
|                      | 01/09/2020   | clee     | 438          | (\$48.45)          | BUDGET TR                 |
| <b>20000945</b>      |              |          |              | <b>\$0.00</b>      |                           |
| 20000946             | 01/10/2020   | eronayne | 610          | (\$360.00)         | TRANSFER TO 30F 810       |
|                      | 01/10/2020   | eronayne | 810          | \$360.00           | TRANSFER TO 30F 810       |
| <b>20000946</b>      |              |          |              | <b>\$0.00</b>      |                           |
| 20000947             | 01/10/2020   | mbrown1  | 315          | (\$1,238.50)       | TO COV NEG 123 BALANCE    |
|                      | 01/10/2020   | mbrown1  | 123          | \$1,238.50         | TO COV NEG 123 BALANCE    |
| <b>20000947</b>      |              |          |              | <b>\$0.00</b>      |                           |

## Budget Transfers By Period

| Journal Entry Number | Date Entered | Operator | Account Code | Transaction Amount | Transaction Description |
|----------------------|--------------|----------|--------------|--------------------|-------------------------|
| 20000948             | 01/10/2020   | mbrown1  | 640          | (\$151.38)         | TO 610 FOR SUPPLIES     |
|                      | 01/10/2020   | mbrown1  | 610          | \$151.38           | TO 610 FOR SUPPLIES     |
| <b>20000948</b>      |              |          |              | <b>\$0.00</b>      |                         |
| 20000949             | 01/10/2020   | ralexand | 390          | (\$110.00)         | COVER SUPPLIES          |
|                      | 01/10/2020   | ralexand | 610          | \$110.00           | COVER SUPPLIES          |
| <b>20000949</b>      |              |          |              | <b>\$0.00</b>      |                         |
| 20000950             | 01/10/2020   | ralexand | 513          | (\$220.00)         | COVER SUPPLIES          |
|                      | 01/10/2020   | ralexand | 610          | \$220.00           | COVER SUPPLIES          |
| <b>20000950</b>      |              |          |              | <b>\$0.00</b>      |                         |
| 20000951             | 01/10/2020   | eronayne | 610          | (\$5,228.00)       | TRANSFER TO 30E 610     |
|                      | 01/10/2020   | eronayne | 610          | \$5,228.00         | TRANSFER TO 30E 610     |
| <b>20000951</b>      |              |          |              | <b>\$0.00</b>      |                         |
| 20000952             | 01/10/2020   | ralexand | 390          | (\$120.00)         | COVER SUPPLIES          |
|                      | 01/10/2020   | ralexand | 610          | \$120.00           | COVER SUPPLIES          |
| <b>20000952</b>      |              |          |              | <b>\$0.00</b>      |                         |
| 20000953             | 01/10/2020   | ralexand | 390          | (\$140.00)         | COVER SUPPLIES          |
|                      | 01/10/2020   | ralexand | 610          | \$140.00           | COVER SUPPLIES          |
| <b>20000953</b>      |              |          |              | <b>\$0.00</b>      |                         |
| 20000954             | 01/10/2020   | ralexand | 390          | (\$500.00)         | COVER SUPPLIES          |
|                      | 01/10/2020   | ralexand | 610          | \$500.00           | COVER SUPPLIES          |
| <b>20000954</b>      |              |          |              | <b>\$0.00</b>      |                         |
| 20000955             | 01/10/2020   | ralexand | 513          | (\$450.00)         | COVER SUPPLIES          |
|                      | 01/10/2020   | ralexand | 610          | \$450.00           | COVER SUPPLIES          |
| <b>20000955</b>      |              |          |              | <b>\$0.00</b>      |                         |
| 20000956             | 01/10/2020   | ralexand | 610          | (\$90.00)          | COVER SUPPLIES          |
|                      | 01/10/2020   | ralexand | 610          | \$90.00            | COVER SUPPLIES          |
| <b>20000956</b>      |              |          |              | <b>\$0.00</b>      |                         |
| 20000957             | 01/10/2020   | ralexand | 390          | (\$125.00)         | COVER SUPPLIES          |
|                      | 01/10/2020   | ralexand | 610          | \$125.00           | COVER SUPPLIES          |
| <b>20000957</b>      |              |          |              | <b>\$0.00</b>      |                         |
| 20000958             | 01/10/2020   | ralexand | 513          | (\$200.00)         | OVER SUPPLIES           |
|                      | 01/10/2020   | ralexand | 610          | \$200.00           | OVER SUPPLIES           |
| <b>20000958</b>      |              |          |              | <b>\$0.00</b>      |                         |
| 20000959             | 01/10/2020   | tmbaxter | 153          | (\$300.00)         |                         |
|                      | 01/10/2020   | tmbaxter | 610          | \$300.00           |                         |
| <b>20000959</b>      |              |          |              | <b>\$0.00</b>      |                         |
| 20000960             | 01/13/2020   | kmccormi | 513          | (\$358.67)         | TO PAY VAN RENTAL       |
|                      | 01/13/2020   | kmccormi | 444          | \$358.67           | TO PAY VAN RENTAL       |
| <b>20000960</b>      |              |          |              | <b>\$0.00</b>      |                         |
| 20000962             | 01/13/2020   | msmith2  | 610          | (\$3.84)           | TRANSFER TO GUID 153    |
|                      | 01/13/2020   | msmith2  | 153          | \$3.84             | TRANSFER TO GUID 153    |
| <b>20000962</b>      |              |          |              | <b>\$0.00</b>      |                         |

## Budget Transfers By Period

| Journal Entry Number | Date Entered | Operator | Account Code | Transaction Amount | Transaction Description |
|----------------------|--------------|----------|--------------|--------------------|-------------------------|
| 20000964             | 01/13/2020   | kmccormi | 610          | (\$599.00)         | TO PAY INVOICE          |
|                      | 01/13/2020   | kmccormi | 810          | \$599.00           | TO PAY INVOICE          |
| <b>20000964</b>      |              |          |              | <b>\$0.00</b>      |                         |
| 20000965             | 01/14/2020   | sjones1  | 610          | (\$87.00)          | COVER CARTER ORDER      |
|                      | 01/14/2020   | sjones1  | 610          | \$87.00            | COVER CARTER ORDER      |
| <b>20000965</b>      |              |          |              | <b>\$0.00</b>      |                         |
| 20000966             | 01/14/2020   | skropp   | 513          | (\$741.30)         |                         |
|                      | 01/14/2020   | skropp   | 610          | \$741.30           |                         |
| <b>20000966</b>      |              |          |              | <b>\$0.00</b>      |                         |
| 20000967             | 01/14/2020   | skropp   | 513          | (\$0.60)           |                         |
|                      | 01/14/2020   | skropp   | 610          | \$0.60             |                         |
| <b>20000967</b>      |              |          |              | <b>\$0.00</b>      |                         |
| 20000968             | 01/14/2020   | skropp   | 610          | (\$100.00)         |                         |
|                      | 01/14/2020   | skropp   | 580          | \$100.00           |                         |
| <b>20000968</b>      |              |          |              | <b>\$0.00</b>      |                         |
| 20000969             | 01/15/2020   | eronayne | 610          | (\$60.00)          | TRANSFER TO 30X 810     |
|                      | 01/15/2020   | eronayne | 810          | \$60.00            | TRANSFER TO 30X 810     |
| <b>20000969</b>      |              |          |              | <b>\$0.00</b>      |                         |
| 20000970             | 01/15/2020   | pcattin  | 640          | (\$209.00)         | COVER COST OF WORKSHOP  |
|                      | 01/15/2020   | pcattin  | 324          | \$209.00           | COVER COST OF WORKSHOP  |
| <b>20000970</b>      |              |          |              | <b>\$0.00</b>      |                         |
| 20000971             | 01/15/2020   | bgiallor | 610          | (\$200.00)         | COVER REQ               |
|                      | 01/15/2020   | bgiallor | 650          | \$200.00           | COVER REQ               |
| <b>20000971</b>      |              |          |              | <b>\$0.00</b>      |                         |
| 20000972             | 01/15/2020   | sjones1  | 610          | (\$3.64)           | COVER NEG BALANCE       |
|                      | 01/15/2020   | sjones1  | 153          | \$3.64             | COVER NEG BALANCE       |
| <b>20000972</b>      |              |          |              | <b>\$0.00</b>      |                         |
| 20000973             | 01/15/2020   | ralexand | 610          | (\$630.00)         | COVER EQUIPMENT         |
|                      | 01/15/2020   | ralexand | 430          | \$630.00           | COVER EQUIPMENT         |
| <b>20000973</b>      |              |          |              | <b>\$0.00</b>      |                         |
| 20000974             | 01/15/2020   | smaxhime | 610          | (\$315.99)         | COVER TABLE DOLLY       |
|                      | 01/15/2020   | smaxhime | 610          | \$315.99           | COVER TABLE DOLLY       |
| <b>20000974</b>      |              |          |              | <b>\$0.00</b>      |                         |
| 20000975             | 01/15/2020   | msmith2  | 430          | (\$775.54)         | TRANSFER TO 513         |
|                      | 01/15/2020   | msmith2  | 513          | \$775.54           | TRANSFER TO 513         |
| <b>20000975</b>      |              |          |              | <b>\$0.00</b>      |                         |
| 20000977             | 01/15/2020   | cdoran   | 324          | (\$107.32)         | COVER SUNRISE BUS       |
|                      | 01/15/2020   | cdoran   | 513          | \$107.32           | COVER SUNRISE BUS       |
| <b>20000977</b>      |              |          |              | <b>\$0.00</b>      |                         |
| 20000979             | 01/15/2020   | kverdi   | 640          | (\$1,078.94)       | COVER YEAR END SUPPLIES |
|                      | 01/15/2020   | kverdi   | 650          | (\$2,500.00)       | COVER YEAR END SUPPLIES |

## Budget Transfers By Period

| Journal Entry Number | Date Entered | Operator | Account Code | Transaction Amount | Transaction Description   |
|----------------------|--------------|----------|--------------|--------------------|---------------------------|
| 20000979             | 01/15/2020   | kverdi   | 810          | (\$225.00)         | COVER YEAR END SUPPLIES   |
|                      | 01/15/2020   | kverdi   | 610          | \$3,803.94         | COVER YEAR END SUPPLIES   |
| <b>20000979</b>      |              |          |              | <b>\$0.00</b>      |                           |
| 20000980             | 01/15/2020   | kverdi   | 640          | (\$910.00)         | TO COVER CHOIR FIELD TRIP |
|                      | 01/15/2020   | kverdi   | 513          | \$910.00           | TO COVER CHOIR FIELD TRIP |
| <b>20000980</b>      |              |          |              | <b>\$0.00</b>      |                           |
| 20000981             | 01/16/2020   | cdoran   | 610          | (\$100.00)         | COVER TRACK MEET          |
|                      | 01/16/2020   | cdoran   | 810          | \$100.00           | COVER TRACK MEET          |
| <b>20000981</b>      |              |          |              | <b>\$0.00</b>      |                           |
| 20000982             | 01/16/2020   | pcattin  | 810          | (\$250.00)         | COVER COST OF REGISTRATIO |
|                      | 01/16/2020   | pcattin  | 324          | \$250.00           | COVER COST OF REGISTRATIO |
| <b>20000982</b>      |              |          |              | <b>\$0.00</b>      |                           |
| 20000983             | 01/16/2020   | bgiallor | 315          | (\$50.00)          | COVER REQ                 |
|                      | 01/16/2020   | bgiallor | 640          | \$50.00            | COVER REQ                 |
| <b>20000983</b>      |              |          |              | <b>\$0.00</b>      |                           |
| 20000984             | 01/16/2020   | ljones   | 123          | \$1,000.00         | NEG BAL                   |
|                      | 01/16/2020   | ljones   | 315          | (\$1,000.00)       | NEG BAL                   |
| <b>20000984</b>      |              |          |              | <b>\$0.00</b>      |                           |
| 20000985             | 01/16/2020   | lteodoro | 330          | (\$2,000.00)       | PUPIL SVS TRANSFER        |
|                      | 01/16/2020   | lteodoro | 550          | \$2,000.00         | PUPIL SVS TRANSFER        |
|                      | 01/16/2020   | lteodoro | 580          | (\$334.35)         | PUPIL SVS TRANSFER        |
|                      | 01/16/2020   | lteodoro | 550          | \$334.35           | PUPIL SVS TRANSFER        |
|                      | 01/16/2020   | lteodoro | 635          | (\$334.36)         | PUPIL SVS TRANSFER        |
|                      | 01/16/2020   | lteodoro | 550          | \$334.36           | PUPIL SVS TRANSFER        |
| <b>20000985</b>      |              |          |              | <b>\$0.00</b>      |                           |
| 20000986             | 01/16/2020   | ehayes   | 650          | (\$818.00)         | COURSE GUIDES             |
|                      | 01/16/2020   | ehayes   | 550          | \$170.00           | COURSE GUIDES             |
|                      | 01/16/2020   | ehayes   | 348          | \$648.00           | COURSE GUIDES             |
| <b>20000986</b>      |              |          |              | <b>\$0.00</b>      |                           |
| 20000987             | 01/16/2020   | ehayes   | 650          | (\$590.00)         | COURSE GUIDES             |
|                      | 01/16/2020   | ehayes   | 550          | \$590.00           | COURSE GUIDES             |
| <b>20000987</b>      |              |          |              | <b>\$0.00</b>      |                           |
| 20000988             | 01/17/2020   | bgiallor | 315          | (\$400.00)         | COVER B.C.                |
|                      | 01/17/2020   | bgiallor | 123          | \$400.00           | COVER B.C.                |
| <b>20000988</b>      |              |          |              | <b>\$0.00</b>      |                           |
| 20000989             | 01/17/2020   | bgiallor | 513          | (\$100.00)         | COVER REQ                 |
|                      | 01/17/2020   | bgiallor | 430          | \$100.00           | COVER REQ                 |
| <b>20000989</b>      |              |          |              | <b>\$0.00</b>      |                           |
| 20000990             | 01/17/2020   | bgiallor | 610          | (\$80.53)          | COVER REQ                 |
|                      | 01/17/2020   | bgiallor | 430          | \$80.53            | COVER REQ                 |
| <b>20000990</b>      |              |          |              | <b>\$0.00</b>      |                           |



## Budget Transfers By Period

| Journal Entry Number | Date Entered | Operator | Account Code | Transaction Amount | Transaction Description  |
|----------------------|--------------|----------|--------------|--------------------|--------------------------|
| 20000991             | 01/17/2020   | smaxhime | 610          | (\$101.57)         | CVR VIRCO TABLE PURCHASE |
|                      | 01/17/2020   | smaxhime | 610          | \$101.57           | CVR VIRCO TABLE PURCHASE |
| <b>20000991</b>      |              |          |              | <b>\$0.00</b>      |                          |
| 20000992             | 01/17/2020   | jzoretic | 610          | (\$200.00)         | FUNDS FOR TRAVEL EXP.    |
|                      | 01/17/2020   | jzoretic | 581          | \$200.00           | FUNDS FOR TRAVEL EXP.    |
| <b>20000992</b>      |              |          |              | <b>\$0.00</b>      |                          |
| 20000993             | 01/17/2020   | mbrown1  | 811          | (\$193.00)         | FOR HERSHEY LODGE PO     |
|                      | 01/17/2020   | mbrown1  | 640          | (\$1,610.00)       | FOR HERSHEY LODGE PO     |
|                      | 01/17/2020   | mbrown1  | 610          | (\$139.38)         | FOR HERSHEY LODGE PO     |
|                      | 01/17/2020   | mbrown1  | 580          | \$1,942.38         | FOR HERSHEY LODGE PO     |
| <b>20000993</b>      |              |          |              | <b>\$0.00</b>      |                          |
| 20000994             | 01/21/2020   | kmccormi | 610          | (\$807.00)         | TO PAY TRAVEL            |
|                      | 01/21/2020   | kmccormi | 444          | \$807.00           | TO PAY TRAVEL            |
| <b>20000994</b>      |              |          |              | <b>\$0.00</b>      |                          |
| 20000995             | 01/21/2020   | bgiallor | 648          | (\$1,000.00)       | COVER INSIGHT 7677       |
|                      | 01/21/2020   | bgiallor | 315          | \$1,000.00         | COVER INSIGHT 7677       |
| <b>20000995</b>      |              |          |              | <b>\$0.00</b>      |                          |
| 20000997             | 01/21/2020   | bgiallor | 640          | (\$2,000.00)       | SUB. FOR THINK TANK      |
|                      | 01/21/2020   | bgiallor | 315          | \$2,000.00         | SUB. FOR THINK TANK      |
| <b>20000997</b>      |              |          |              | <b>\$0.00</b>      |                          |
| 20000998             | 01/21/2020   | bgiallor | 315          | (\$500.00)         | COVER BUSES THINK TANK   |
|                      | 01/21/2020   | bgiallor | 513          | \$500.00           | COVER BUSES THINK TANK   |
| <b>20000998</b>      |              |          |              | <b>\$0.00</b>      |                          |
| 20000999             | 01/21/2020   | sroyal   | 330          | (\$1,000.00)       |                          |
|                      | 01/21/2020   | sroyal   | 810          | \$1,000.00         |                          |
| <b>20000999</b>      |              |          |              | <b>\$0.00</b>      |                          |
| 20001000             | 01/22/2020   | mbrown1  | 610          | (\$224.43)         | TO COVER SUB BILL        |
|                      | 01/22/2020   | mbrown1  | 315          | \$224.43           | TO COVER SUB BILL        |
| <b>20001000</b>      |              |          |              | <b>\$0.00</b>      |                          |
| 20001001             | 01/22/2020   | skropp   | 610          | (\$400.00)         |                          |
|                      | 01/22/2020   | skropp   | 810          | \$400.00           |                          |
| <b>20001001</b>      |              |          |              | <b>\$0.00</b>      |                          |
| 20001002             | 01/22/2020   | kmccormi | 390          | (\$58.50)          | TO PAY NEG BALANCE       |
|                      | 01/22/2020   | kmccormi | 390          | \$58.50            | TO PAY NEG BALANCE       |
| <b>20001002</b>      |              |          |              | <b>\$0.00</b>      |                          |
| 20001003             | 01/22/2020   | kmccormi | 390          | (\$14.50)          | TO COVER NEG BAL         |
|                      | 01/22/2020   | kmccormi | 390          | \$14.50            | TO COVER NEG BAL         |
|                      | 01/22/2020   | kmccormi | 390          | (\$27.50)          | TO COVER NEG BAL         |
|                      | 01/22/2020   | kmccormi | 610          | \$27.50            | TO COVER NEG BAL         |
| <b>20001003</b>      |              |          |              | <b>\$0.00</b>      |                          |
| 20001004             | 01/22/2020   | kmccormi | 810          | (\$500.00)         | TO BUY UNIFORMS          |
|                      | 01/22/2020   | kmccormi | 610          | \$500.00           | TO BUY UNIFORMS          |

## Budget Transfers By Period

| Journal Entry Number | Date Entered | Operator | Account Code | Transaction Amount | Transaction Description |
|----------------------|--------------|----------|--------------|--------------------|-------------------------|
| 20001004             | 01/22/2020   | kmccormi | 810          | (\$458.00)         | TO BUY UNIFORMS         |
|                      | 01/22/2020   | kmccormi | 610          | \$458.00           | TO BUY UNIFORMS         |
| <b>20001004</b>      |              |          |              | <b>\$0.00</b>      |                         |
| 20001005             | 01/22/2020   | kmccormi | 810          | (\$4,000.00)       | TO BUY UNIFORMS         |
|                      | 01/22/2020   | kmccormi | 610          | \$4,000.00         | TO BUY UNIFORMS         |
| <b>20001005</b>      |              |          |              | <b>\$0.00</b>      |                         |
| 20001006             | 01/22/2020   | kmccormi | 610          | (\$483.76)         | TO BUY UNIFORMS         |
|                      | 01/22/2020   | kmccormi | 610          | \$483.76           | TO BUY UNIFORMS         |
|                      | 01/22/2020   | kmccormi | 610          | (\$882.60)         | TO BUY UNIFORMS         |
|                      | 01/22/2020   | kmccormi | 610          | \$882.60           | TO BUY UNIFORMS         |
| <b>20001006</b>      |              |          |              | <b>\$0.00</b>      |                         |
| 20001007             | 01/22/2020   | kmccormi | 610          | (\$2,099.94)       | TO BUY UNIFORMS         |
|                      | 01/22/2020   | kmccormi | 610          | \$2,099.94         | TO BUY UNIFORMS         |
| <b>20001007</b>      |              |          |              | <b>\$0.00</b>      |                         |
| 20001008             | 01/22/2020   | kmccormi | 610          | (\$616.00)         | TO BUY UNIFORMS         |
|                      | 01/22/2020   | kmccormi | 610          | \$616.00           | TO BUY UNIFORMS         |
| <b>20001008</b>      |              |          |              | <b>\$0.00</b>      |                         |
| 20001010             | 01/22/2020   | sroyal   | 610          | (\$10,000.00)      |                         |
|                      | 01/22/2020   | sroyal   | 430          | \$10,000.00        |                         |
| <b>20001010</b>      |              |          |              | <b>\$0.00</b>      |                         |
| 20001011             | 01/22/2020   | ralexand | 760          | (\$500.00)         | COVER SALARIES          |
|                      | 01/22/2020   | ralexand | 153          | \$500.00           | COVER SALARIES          |
| <b>20001011</b>      |              |          |              | <b>\$0.00</b>      |                         |
| 20001012             | 01/23/2020   | skropp   | 610          | (\$210.00)         |                         |
|                      | 01/23/2020   | skropp   | 610          | \$210.00           |                         |
| <b>20001012</b>      |              |          |              | <b>\$0.00</b>      |                         |
| 20001013             | 01/23/2020   | skropp   | 610          | (\$210.00)         |                         |
|                      | 01/23/2020   | skropp   | 610          | \$210.00           |                         |
| <b>20001013</b>      |              |          |              | <b>\$0.00</b>      |                         |
| 20001014             | 01/23/2020   | eronayne | 810          | (\$1,460.00)       | TRANSFER TO 30S 610     |
|                      | 01/23/2020   | eronayne | 610          | \$1,460.00         | TRANSFER TO 30S 610     |
| <b>20001014</b>      |              |          |              | <b>\$0.00</b>      |                         |
| 20001015             | 01/23/2020   | eronayne | 513          | (\$4,684.85)       | TRANSFER TO 30S 610     |
|                      | 01/23/2020   | eronayne | 610          | \$4,684.85         | TRANSFER TO 30S 610     |
| <b>20001015</b>      |              |          |              | <b>\$0.00</b>      |                         |
| 20001016             | 01/23/2020   | eronayne | 810          | (\$1,400.00)       | TRANSFER TO 30S 610     |
|                      | 01/23/2020   | eronayne | 610          | \$1,400.00         | TRANSFER TO 30S 610     |
| <b>20001016</b>      |              |          |              | <b>\$0.00</b>      |                         |
| 20001017             | 01/23/2020   | eronayne | 810          | (\$360.00)         | TRANSFER TO 30S 610     |
|                      | 01/23/2020   | eronayne | 610          | \$360.00           | TRANSFER TO 30S 610     |
| <b>20001017</b>      |              |          |              | <b>\$0.00</b>      |                         |

## Budget Transfers By Period

| Journal Entry Number | Date Entered | Operator | Account Code | Transaction Amount | Transaction Description |
|----------------------|--------------|----------|--------------|--------------------|-------------------------|
| 20001018             | 01/23/2020   | eronayne | 810          | (\$25.00)          | TRANSFER TO 30S 610     |
|                      | 01/23/2020   | eronayne | 610          | \$25.00            | TRANSFER TO 30S 610     |
| <b>20001018</b>      |              |          |              | <b>\$0.00</b>      |                         |
| 20001019             | 01/23/2020   | eronayne | 810          | (\$210.00)         | TRANSFER TO 30S 610     |
|                      | 01/23/2020   | eronayne | 610          | \$210.00           | TRANSFER TO 30S 610     |
| <b>20001019</b>      |              |          |              | <b>\$0.00</b>      |                         |
| 20001020             | 01/23/2020   | eronayne | 390          | (\$1,500.00)       | TRANSFER TO 30S 610     |
|                      | 01/23/2020   | eronayne | 610          | \$1,500.00         | TRANSFER TO 30S 610     |
| <b>20001020</b>      |              |          |              | <b>\$0.00</b>      |                         |
| 20001021             | 01/23/2020   | eronayne | 513          | (\$1,500.00)       | TRANSFER TO 30S 610     |
|                      | 01/23/2020   | eronayne | 610          | \$1,500.00         | TRANSFER TO 30S 610     |
| <b>20001021</b>      |              |          |              | <b>\$0.00</b>      |                         |
| 20001022             | 01/23/2020   | eronayne | 610          | (\$400.00)         | TRANSFER TO 30S 610     |
|                      | 01/23/2020   | eronayne | 610          | \$400.00           | TRANSFER TO 30S 610     |
| <b>20001022</b>      |              |          |              | <b>\$0.00</b>      |                         |
| 20001023             | 01/23/2020   | eronayne | 810          | (\$600.00)         | TRANSFER TO 30S 610     |
|                      | 01/23/2020   | eronayne | 610          | \$600.00           | TRANSFER TO 30S 610     |
| <b>20001023</b>      |              |          |              | <b>\$0.00</b>      |                         |
| 20001024             | 01/23/2020   | koswald  | 640          | (\$200.00)         |                         |
|                      | 01/23/2020   | koswald  | 610          | \$200.00           |                         |
| <b>20001024</b>      |              |          |              | <b>\$0.00</b>      |                         |
| 20001025             | 01/23/2020   | sroyal   | 330          | (\$500.00)         |                         |
|                      | 01/23/2020   | sroyal   | 610          | \$500.00           |                         |
| <b>20001025</b>      |              |          |              | <b>\$0.00</b>      |                         |
| 20001026             | 01/23/2020   | mbrown1  | 530          | (\$1,200.00)       | TO TED'S ACCT PER MIKE  |
|                      | 01/23/2020   | mbrown1  | 610          | \$1,200.00         | TO TED'S ACCT PER MIKE  |
| <b>20001026</b>      |              |          |              | <b>\$0.00</b>      |                         |
| 20001027             | 01/23/2020   | eronayne | 610          | (\$80.00)          | TRANSFER TO 30I 810     |
|                      | 01/23/2020   | eronayne | 810          | \$80.00            | TRANSFER TO 30I 810     |
| <b>20001027</b>      |              |          |              | <b>\$0.00</b>      |                         |
| 20001028             | 01/24/2020   | eronayne | 610          | (\$65.00)          | TRANSFER TO 30L 810     |
|                      | 01/24/2020   | eronayne | 810          | \$65.00            | TRANSFER TO 30L 810     |
| <b>20001028</b>      |              |          |              | <b>\$0.00</b>      |                         |
| 20001029             | 01/24/2020   | bgiallor | 610          | (\$3,000.00)       | COVER REQ               |
|                      | 01/24/2020   | bgiallor | 810          | \$3,000.00         | COVER REQ               |
| <b>20001029</b>      |              |          |              | <b>\$0.00</b>      |                         |
| 20001030             | 01/24/2020   | bgiallor | 610          | (\$50.00)          | COVER REQ               |
|                      | 01/24/2020   | bgiallor | 640          | \$50.00            | COVER REQ               |
| <b>20001030</b>      |              |          |              | <b>\$0.00</b>      |                         |
| 20001031             | 01/27/2020   | skropp   | 610          | (\$254.00)         |                         |
|                      | 01/27/2020   | skropp   | 811          | \$254.00           |                         |
| <b>20001031</b>      |              |          |              | <b>\$0.00</b>      |                         |

## Budget Transfers By Period

| Journal Entry Number | Date Entered | Operator | Account Code | Transaction Amount | Transaction Description  |
|----------------------|--------------|----------|--------------|--------------------|--------------------------|
| 20001032             | 01/27/2020   | pcattin  | 640          | (\$750.00)         | COVER COST OF PRESENTER  |
|                      | 01/27/2020   | pcattin  | 323          | \$750.00           | COVER COST OF PRESENTER  |
| <b>20001032</b>      |              |          |              | <b>\$0.00</b>      |                          |
| 20001033             | 01/27/2020   | pcattin  | 610          | (\$1,050.00)       | COVER COST OF PROGRAM    |
|                      | 01/27/2020   | pcattin  | 329          | \$1,050.00         | COVER COST OF PROGRAM    |
| <b>20001033</b>      |              |          |              | <b>\$0.00</b>      |                          |
| 20001034             | 01/27/2020   | kmccormi | 610          | (\$1.00)           | TO COVER NEG BALANCE     |
|                      | 01/27/2020   | kmccormi | 610          | \$1.00             | TO COVER NEG BALANCE     |
| <b>20001034</b>      |              |          |              | <b>\$0.00</b>      |                          |
| 20001036             | 01/27/2020   | bgiallor | 123          | (\$100.00)         | COVER REQ                |
|                      | 01/27/2020   | bgiallor | 635          | \$100.00           | COVER REQ                |
| <b>20001036</b>      |              |          |              | <b>\$0.00</b>      |                          |
| 20001037             | 01/27/2020   | bgiallor | 581          | (\$100.00)         | COVER B.C.               |
|                      | 01/27/2020   | bgiallor | 123          | \$100.00           | COVER B.C.               |
| <b>20001037</b>      |              |          |              | <b>\$0.00</b>      |                          |
| 20001038             | 01/27/2020   | smaxhime | 610          | (\$300.00)         | COVER PEARSON PO         |
|                      | 01/27/2020   | smaxhime | 610          | \$300.00           | COVER PEARSON PO         |
| <b>20001038</b>      |              |          |              | <b>\$0.00</b>      |                          |
| 20001039             | 01/28/2020   | kmccormi | 610          | (\$330.00)         | TO PAY DUES              |
|                      | 01/28/2020   | kmccormi | 810          | \$330.00           | TO PAY DUES              |
| <b>20001039</b>      |              |          |              | <b>\$0.00</b>      |                          |
| 20001041             | 01/28/2020   | sroyal   | 610          | (\$1,500.00)       |                          |
|                      | 01/28/2020   | sroyal   | 430          | \$1,500.00         |                          |
| <b>20001041</b>      |              |          |              | <b>\$0.00</b>      |                          |
| 20001042             | 01/28/2020   | sroyal   | 610          | (\$1,500.00)       |                          |
|                      | 01/28/2020   | sroyal   | 430          | \$1,500.00         |                          |
| <b>20001042</b>      |              |          |              | <b>\$0.00</b>      |                          |
| 20001043             | 01/28/2020   | pcattin  | 762          | (\$1,421.54)       | COVER COST OF MAINT/RPR  |
|                      | 01/28/2020   | pcattin  | 390          | \$1,421.54         | COVER COST OF MAINT/RPR  |
| <b>20001043</b>      |              |          |              | <b>\$0.00</b>      |                          |
| 20001045             | 01/28/2020   | skropp   | 610          | (\$150.00)         |                          |
|                      | 01/28/2020   | skropp   | 580          | \$150.00           |                          |
| <b>20001045</b>      |              |          |              | <b>\$0.00</b>      |                          |
| 20001046             | 01/29/2020   | bgiallor | 123          | (\$200.00)         | COVER B.C.               |
|                      | 01/29/2020   | bgiallor | 123          | \$200.00           | COVER B.C.               |
| <b>20001046</b>      |              |          |              | <b>\$0.00</b>      |                          |
| 20001047             | 01/29/2020   | pcattin  | 610          | (\$42.85)          | COVER COST OF MEALS      |
|                      | 01/29/2020   | pcattin  | 635          | \$42.85            | COVER COST OF MEALS      |
| <b>20001047</b>      |              |          |              | <b>\$0.00</b>      |                          |
| 20001048             | 01/29/2020   | msmith2  | 610          | (\$467.74)         | TRANSFER TO AUDIO VISUAL |
|                      | 01/29/2020   | msmith2  | 610          | \$467.74           | TRANSFER TO AUDIO VISUAL |
| <b>20001048</b>      |              |          |              | <b>\$0.00</b>      |                          |

## Budget Transfers By Period

| Journal Entry Number | Date Entered | Operator | Account Code | Transaction Amount | Transaction Description |
|----------------------|--------------|----------|--------------|--------------------|-------------------------|
| 20001049             | 01/29/2020   | daron    | 324          | (\$100.00)         | LIBRARY                 |
|                      | 01/29/2020   | daron    | 650          | \$100.00           | LIBRARY                 |
| <b>20001049</b>      |              |          |              | <b>\$0.00</b>      |                         |
| 20001050             | 01/29/2020   | ehayes   | 530          | (\$500.00)         | FLASH KEY ORDER         |
|                      | 01/29/2020   | ehayes   | 650          | \$500.00           | FLASH KEY ORDER         |
| <b>20001050</b>      |              |          |              | <b>\$0.00</b>      |                         |
| 20001051             | 01/30/2020   | mbrown1  | 640          | (\$380.00)         | TO 610 FOR SUPPLIES     |
|                      | 01/30/2020   | mbrown1  | 610          | \$380.00           | TO 610 FOR SUPPLIES     |
| <b>20001051</b>      |              |          |              | <b>\$0.00</b>      |                         |
| 20001052             | 01/30/2020   | pcattin  | 650          | (\$140.00)         | COVER COST OF TRAVEL    |
|                      | 01/30/2020   | pcattin  | 581          | \$140.00           | COVER COST OF TRAVEL    |
| <b>20001052</b>      |              |          |              | <b>\$0.00</b>      |                         |
| 20001053             | 01/30/2020   | bgiallor | 123          | (\$400.00)         | COVER SEC B.C.          |
|                      | 01/30/2020   | bgiallor | 123          | \$400.00           | COVER SEC B.C.          |
| <b>20001053</b>      |              |          |              | <b>\$0.00</b>      |                         |
| 20001054             | 01/30/2020   | amcveigh | 610          | (\$920.00)         | TO COVER PURCHASE       |
|                      | 01/30/2020   | amcveigh | 650          | \$920.00           | TO COVER PURCHASE       |
| <b>20001054</b>      |              |          |              | <b>\$0.00</b>      |                         |
| 20001056             | 01/30/2020   | bgiallor | 315          | (\$100.00)         | COVER REQ               |
|                      | 01/30/2020   | bgiallor | 640          | \$100.00           | COVER REQ               |
| <b>20001056</b>      |              |          |              | <b>\$0.00</b>      |                         |
| 20001057             | 01/30/2020   | bgiallor | 610          | (\$600.00)         | COVER REQ               |
|                      | 01/30/2020   | bgiallor | 650          | \$600.00           | COVER REQ               |
| <b>20001057</b>      |              |          |              | <b>\$0.00</b>      |                         |
| 20001058             | 01/30/2020   | ljones   | 390          | \$90.00            | NEG BAL                 |
|                      | 01/30/2020   | ljones   | 610          | (\$90.00)          | NEG BAL                 |
| <b>20001058</b>      |              |          |              | <b>\$0.00</b>      |                         |
| 20001059             | 01/31/2020   | bgiallor | 123          | (\$400.00)         | COVER EXP RPT           |
|                      | 01/31/2020   | bgiallor | 580          | \$400.00           | COVER EXP RPT           |
| <b>20001059</b>      |              |          |              | <b>\$0.00</b>      |                         |
| 20001060             | 01/31/2020   | bgiallor | 610          | (\$200.00)         | COVER NEG BAL           |
|                      | 01/31/2020   | bgiallor | 530          | \$200.00           | COVER NEG BAL           |
| <b>20001060</b>      |              |          |              | <b>\$0.00</b>      |                         |
| 20001061             | 01/31/2020   | bgiallor | 123          | (\$300.00)         | COVER REQ               |
|                      | 01/31/2020   | bgiallor | 610          | \$300.00           | COVER REQ               |
| <b>20001061</b>      |              |          |              | <b>\$0.00</b>      |                         |
| 20001062             | 01/31/2020   | bgiallor | 640          | (\$300.00)         | COVER INSIGHT #7749     |
|                      | 01/31/2020   | bgiallor | 315          | \$300.00           | COVER INSIGHT #7749     |
| <b>20001062</b>      |              |          |              | <b>\$0.00</b>      |                         |
| 20001063             | 01/31/2020   | bgiallor | 123          | (\$350.00)         | COVER INSIGHT #7749     |
|                      | 01/31/2020   | bgiallor | 315          | \$350.00           | COVER INSIGHT #7749     |
| <b>20001063</b>      |              |          |              | <b>\$0.00</b>      |                         |

## Budget Transfers By Period

| Journal Entry Number | Date Entered | Operator | Account Code | Transaction Amount | Transaction Description  |
|----------------------|--------------|----------|--------------|--------------------|--------------------------|
| 20001064             | 01/31/2020   | bgiallor | 123          | (\$100.00)         | COVER INSIGHT #7749      |
|                      | 01/31/2020   | bgiallor | 315          | \$100.00           | COVER INSIGHT #7749      |
| <b>20001064</b>      |              |          |              | <b>\$0.00</b>      |                          |
| 20001065             | 01/31/2020   | bgiallor | 315          | (\$100.00)         | REVERSE TRANSFER         |
|                      | 01/31/2020   | bgiallor | 123          | \$100.00           | REVERSE TRANSFER         |
| <b>20001065</b>      |              |          |              | <b>\$0.00</b>      |                          |
| 20001066             | 01/31/2020   | kverdi   | 650          | (\$13.71)          | TO COVER BOOKS PURCHASED |
|                      | 01/31/2020   | kverdi   | 640          | \$13.71            | TO COVER BOOKS PURCHASED |
| <b>20001066</b>      |              |          |              | <b>\$0.00</b>      |                          |
| 20001067             | 01/31/2020   | kverdi   | 640          | (\$150.04)         | REIMBURSE LIB FOR BOOKS  |
|                      | 01/31/2020   | kverdi   | 640          | \$150.04           | REIMBURSE LIB FOR BOOKS  |
| <b>20001067</b>      |              |          |              | <b>\$0.00</b>      |                          |
| 20001068             | 01/31/2020   | bgiallor | 648          | (\$900.00)         | COVER INSIGHT #7749      |
|                      | 01/31/2020   | bgiallor | 315          | \$900.00           | COVER INSIGHT #7749      |
| <b>20001068</b>      |              |          |              | <b>\$0.00</b>      |                          |
| 20001069             | 01/31/2020   | koswald  | 324          | (\$132.84)         |                          |
|                      | 01/31/2020   | koswald  | 635          | \$132.84           |                          |
|                      | 01/31/2020   | koswald  | 324          | (\$200.00)         |                          |
|                      | 01/31/2020   | koswald  | 581          | \$200.00           |                          |
| <b>20001069</b>      |              |          |              | <b>\$0.00</b>      |                          |
| 20001070             | 01/31/2020   | ljones   | 758          | (\$295.87)         | BAL TRANSFER             |
|                      | 01/31/2020   | ljones   | 610          | \$295.87           | BAL TRANSFER             |
| <b>20001070</b>      |              |          |              | <b>\$0.00</b>      |                          |
| 20001071             | 01/31/2020   | smaxhime | 640          | (\$100.00)         | CVR AMAZON ORDER         |
|                      | 01/31/2020   | smaxhime | 610          | \$100.00           | CVR AMAZON ORDER         |
| <b>20001071</b>      |              |          |              | <b>\$0.00</b>      |                          |
| 20001072             | 01/31/2020   | ljones   | 513          | (\$22.33)          | BAL TRANSFER             |
|                      | 01/31/2020   | ljones   | 610          | \$22.33            | BAL TRANSFER             |
| <b>20001072</b>      |              |          |              | <b>\$0.00</b>      |                          |
| 20001073             | 01/31/2020   | ljones   | 513          | (\$11.43)          | TRANSFER BALANCE         |
|                      | 01/31/2020   | ljones   | 610          | \$11.43            | TRANSFER BALANCE         |
| <b>20001073</b>      |              |          |              | <b>\$0.00</b>      |                          |
| 20001074             | 01/31/2020   | ljones   | 513          | (\$23.40)          | TRANS BAL                |
|                      | 01/31/2020   | ljones   | 610          | \$23.40            | TRANS BAL                |
| <b>20001074</b>      |              |          |              | <b>\$0.00</b>      |                          |
| 20001075             | 01/31/2020   | ljones   | 390          | (\$3.00)           | TRANS BALANCE            |
|                      | 01/31/2020   | ljones   | 610          | \$3.00             | TRANS BALANCE            |
| <b>20001075</b>      |              |          |              | <b>\$0.00</b>      |                          |
| 20001076             | 01/31/2020   | ljones   | 390          | (\$18.00)          | TRANS BALANCE            |
|                      | 01/31/2020   | ljones   | 390          | \$18.00            | TRANS BALANCE            |
| <b>20001076</b>      |              |          |              | <b>\$0.00</b>      |                          |

## Budget Transfers By Period

| Journal Entry Number | Date Entered | Operator | Account Code | Transaction Amount | Transaction Description |
|----------------------|--------------|----------|--------------|--------------------|-------------------------|
| 20001077             | 01/31/2020   | pcattin  | 640          | (\$221.00)         | COVER EXP FOR TRAVEL    |
|                      | 01/31/2020   | pcattin  | 580          | \$221.00           | COVER EXP FOR TRAVEL    |
| <b>20001077</b>      |              |          |              | <b>\$0.00</b>      |                         |
| 20001078             | 01/31/2020   | pcattin  | 640          | (\$1.00)           | COVER OVERAGE           |
|                      | 01/31/2020   | pcattin  | 580          | \$1.00             | COVER OVERAGE           |
| <b>20001078</b>      |              |          |              | <b>\$0.00</b>      |                         |
| 20001079             | 01/31/2020   | bgiallor | 123          | (\$5,000.00)       | MOVED TO SEC. S.S.      |
|                      | 01/31/2020   | bgiallor | 581          | \$5,000.00         | MOVED TO SEC. S.S.      |
| <b>20001079</b>      |              |          |              | <b>\$0.00</b>      |                         |
| 20001080             | 02/03/2020   | msmith2  | 550          | (\$150.00)         | TRANSFER TO 610         |
|                      | 02/03/2020   | msmith2  | 610          | \$150.00           | TRANSFER TO 610         |
| <b>20001080</b>      |              |          |              | <b>\$0.00</b>      |                         |
| 20001081             | 02/03/2020   | skropp   | 513          | (\$486.80)         |                         |
|                      | 02/03/2020   | skropp   | 580          | \$486.80           |                         |
| <b>20001081</b>      |              |          |              | <b>\$0.00</b>      |                         |
| 20001082             | 02/03/2020   | bgiallor | 580          | (\$500.00)         | COVER REQ               |
|                      | 02/03/2020   | bgiallor | 610          | \$500.00           | COVER REQ               |
| <b>20001082</b>      |              |          |              | <b>\$0.00</b>      |                         |
| 20001083             | 02/03/2020   | nkelly   | 581          | (\$318.00)         | COVER SHORTAGE          |
|                      | 02/03/2020   | nkelly   | 513          | \$318.00           | COVER SHORTAGE          |
| <b>20001083</b>      |              |          |              | <b>\$0.00</b>      |                         |
| 20001084             | 02/03/2020   | eronayne | 610          | (\$250.00)         | TRANSFER TO 30S 810     |
|                      | 02/03/2020   | eronayne | 810          | \$250.00           | TRANSFER TO 30S 810     |
| <b>20001084</b>      |              |          |              | <b>\$0.00</b>      |                         |
| 20001085             | 02/03/2020   | msmith2  | 640          | (\$1,154.00)       | TRANSFER TO AUDIO 610   |
|                      | 02/03/2020   | msmith2  | 610          | \$1,154.00         | TRANSFER TO AUDIO 610   |
| <b>20001085</b>      |              |          |              | <b>\$0.00</b>      |                         |
| 20001086             | 02/03/2020   | msmith2  | 618          | (\$4,174.00)       | TRANSFER TO AUDIO 610   |
|                      | 02/03/2020   | msmith2  | 610          | \$4,174.00         | TRANSFER TO AUDIO 610   |
| <b>20001086</b>      |              |          |              | <b>\$0.00</b>      |                         |
| 20001087             | 02/03/2020   | kmccormi | 610          | (\$438.00)         | TO PAY POLICE           |
|                      | 02/03/2020   | kmccormi | 350          | \$438.00           | TO PAY POLICE           |
| <b>20001087</b>      |              |          |              | <b>\$0.00</b>      |                         |
| 20001089             | 02/03/2020   | lteodoro | 530          | (\$276.28)         | ROTHWELL MAINTENANCE    |
|                      | 02/03/2020   | lteodoro | 430          | \$276.28           | ROTHWELL MAINTENANCE    |
| <b>20001089</b>      |              |          |              | <b>\$0.00</b>      |                         |
| 20001090             | 02/04/2020   | eronayne | 610          | (\$501.50)         | TRANSFER TO 30S 610     |
|                      | 02/04/2020   | eronayne | 610          | \$501.50           | TRANSFER TO 30S 610     |
| <b>20001090</b>      |              |          |              | <b>\$0.00</b>      |                         |
| 20001091             | 02/04/2020   | mbrown1  | 530          | (\$92.21)          | TO COVER NEG 610 ACCT   |
|                      | 02/04/2020   | mbrown1  | 610          | \$92.21            | TO COVER NEG 610 ACCT   |
| <b>20001091</b>      |              |          |              | <b>\$0.00</b>      |                         |

## Budget Transfers By Period

| Journal Entry Number | Date Entered | Operator | Account Code | Transaction Amount | Transaction Description   |
|----------------------|--------------|----------|--------------|--------------------|---------------------------|
| 20001092             | 02/04/2020   | cdoran   | 640          | (\$600.00)         | COVER OFFICE DEPOT        |
|                      | 02/04/2020   | cdoran   | 610          | \$600.00           | COVER OFFICE DEPOT        |
| <b>20001092</b>      |              |          |              | <b>\$0.00</b>      |                           |
| 20001093             | 02/04/2020   | kmccormi | 610          | (\$175.96)         | TO PAY TRANSPORTATION     |
|                      | 02/04/2020   | kmccormi | 444          | \$175.96           | TO PAY TRANSPORTATION     |
| <b>20001093</b>      |              |          |              | <b>\$0.00</b>      |                           |
| 20001095             | 02/04/2020   | mbrown1  | 610          | (\$4.12)           | TO COV B&N PO             |
|                      | 02/04/2020   | mbrown1  | 640          | \$4.12             | TO COV B&N PO             |
| <b>20001095</b>      |              |          |              | <b>\$0.00</b>      |                           |
| 20001096             | 02/04/2020   | mbrown1  | 513          | (\$50.00)          | TO COVER SEPHSSL PO       |
|                      | 02/04/2020   | mbrown1  | 811          | \$50.00            | TO COVER SEPHSSL PO       |
| <b>20001096</b>      |              |          |              | <b>\$0.00</b>      |                           |
| 20001097             | 02/05/2020   | pcattin  | 610          | (\$345.00)         | COVER EXP FOR REGISTRATIO |
|                      | 02/05/2020   | pcattin  | 324          | \$345.00           | COVER EXP FOR REGISTRATIO |
| <b>20001097</b>      |              |          |              | <b>\$0.00</b>      |                           |
| 20001098             | 02/05/2020   | eronayne | 610          | (\$300.00)         | TRANSFER TO 30G 810       |
|                      | 02/05/2020   | eronayne | 810          | \$300.00           | TRANSFER TO 30G 810       |
| <b>20001098</b>      |              |          |              | <b>\$0.00</b>      |                           |
| 20001099             | 02/05/2020   | eronayne | 610          | (\$300.00)         | TRANSFER TO 30I 810       |
|                      | 02/05/2020   | eronayne | 810          | \$300.00           | TRANSFER TO 30I 810       |
| <b>20001099</b>      |              |          |              | <b>\$0.00</b>      |                           |
| 20001101             | 02/05/2020   | kverdi   | 650          | (\$600.00)         | TO 610 FOR SUPPLIES       |
|                      | 02/05/2020   | kverdi   | 610          | \$600.00           | TO 610 FOR SUPPLIES       |
| <b>20001101</b>      |              |          |              | <b>\$0.00</b>      |                           |
| 20001102             | 02/05/2020   | msmith2  | 650          | (\$1,750.00)       | TRANSFER TO MATH 610      |
|                      | 02/05/2020   | msmith2  | 610          | \$1,750.00         | TRANSFER TO MATH 610      |
| <b>20001102</b>      |              |          |              | <b>\$0.00</b>      |                           |
| 20001103             | 02/05/2020   | mbrown1  | 610          | (\$63.00)          | TO 640 FOR AMAZON PO      |
|                      | 02/05/2020   | mbrown1  | 640          | \$63.00            | TO 640 FOR AMAZON PO      |
| <b>20001103</b>      |              |          |              | <b>\$0.00</b>      |                           |
| 20001104             | 02/05/2020   | msmith2  | 610          | (\$180.00)         | TRANSFER TO NON A 610     |
|                      | 02/05/2020   | msmith2  | 610          | \$180.00           | TRANSFER TO NON A 610     |
| <b>20001104</b>      |              |          |              | <b>\$0.00</b>      |                           |
| 20001106             | 02/05/2020   | eronayne | 610          | (\$200.00)         | TRANSFER TO 30X 810       |
|                      | 02/05/2020   | eronayne | 810          | \$200.00           | TRANSFER TO 30X 810       |
| <b>20001106</b>      |              |          |              | <b>\$0.00</b>      |                           |
| 20001107             | 02/05/2020   | scatramb | 610          | (\$700.00)         | COVER CONF                |
|                      | 02/05/2020   | scatramb | 810          | \$700.00           | COVER CONF                |
| <b>20001107</b>      |              |          |              | <b>\$0.00</b>      |                           |
| 20001108             | 02/05/2020   | msmith2  | 610          | (\$239.00)         | TRANSFER TO 811           |
|                      | 02/05/2020   | msmith2  | 811          | \$239.00           | TRANSFER TO 811           |
| <b>20001108</b>      |              |          |              | <b>\$0.00</b>      |                           |



## Budget Transfers By Period

| Journal Entry Number | Date Entered | Operator | Account Code | Transaction Amount | Transaction Description |
|----------------------|--------------|----------|--------------|--------------------|-------------------------|
| 20001111             | 02/05/2020   | sroyal   | 610          | (\$7,000.00)       |                         |
|                      | 02/05/2020   | sroyal   | 430          | \$7,000.00         |                         |
| <b>20001111</b>      |              |          |              | <b>\$0.00</b>      |                         |
| 20001112             | 02/05/2020   | pcattin  | 581          | (\$625.06)         | COVER EXP FOR MATERIALS |
|                      | 02/05/2020   | pcattin  | 610          | \$625.06           | COVER EXP FOR MATERIALS |
| <b>20001112</b>      |              |          |              | <b>\$0.00</b>      |                         |
| 20001113             | 02/05/2020   | bgiallor | 581          | (\$200.00)         | COVER B.C.              |
|                      | 02/05/2020   | bgiallor | 123          | \$200.00           | COVER B.C.              |
| <b>20001113</b>      |              |          |              | <b>\$0.00</b>      |                         |
| 20001114             | 02/06/2020   | pcattin  | 580          | (\$2,100.00)       | COVER EXP FOR EXCURSION |
|                      | 02/06/2020   | pcattin  | 329          | \$2,100.00         | COVER EXP FOR EXCURSION |
| <b>20001114</b>      |              |          |              | <b>\$0.00</b>      |                         |
| 20001115             | 02/06/2020   | koswald  | 610          | (\$100.00)         |                         |
|                      | 02/06/2020   | koswald  | 640          | \$100.00           |                         |
| <b>20001115</b>      |              |          |              | <b>\$0.00</b>      |                         |
| 20001116             | 02/06/2020   | koswald  | 610          | (\$32.83)          |                         |
|                      | 02/06/2020   | koswald  | 635          | \$32.83            |                         |
| <b>20001116</b>      |              |          |              | <b>\$0.00</b>      |                         |
| 20001117             | 02/06/2020   | pcattin  | 610          | (\$400.26)         | COVER COST OF SUBS      |
|                      | 02/06/2020   | pcattin  | 315          | \$400.26           | COVER COST OF SUBS      |
| <b>20001117</b>      |              |          |              | <b>\$0.00</b>      |                         |
| 20001118             | 02/06/2020   | bgiallor | 581          | (\$100.00)         | COVER REQ               |
|                      | 02/06/2020   | bgiallor | 610          | \$100.00           | COVER REQ               |
| <b>20001118</b>      |              |          |              | <b>\$0.00</b>      |                         |
| 20001119             | 02/06/2020   | mpitt    | 610          | (\$500.00)         | COVER COSTS             |
|                      | 02/06/2020   | mpitt    | 153          | \$500.00           | COVER COSTS             |
| <b>20001119</b>      |              |          |              | <b>\$0.00</b>      |                         |
| 20001120             | 02/06/2020   | bgiallor | 123          | (\$180.00)         | COVER REQ               |
|                      | 02/06/2020   | bgiallor | 442          | \$180.00           | COVER REQ               |
| <b>20001120</b>      |              |          |              | <b>\$0.00</b>      |                         |
| 20001121             | 02/06/2020   | pcattin  | 640          | (\$70.25)          | COVER EXP FOR MEAL      |
|                      | 02/06/2020   | pcattin  | 635          | \$70.25            | COVER EXP FOR MEAL      |
| <b>20001121</b>      |              |          |              | <b>\$0.00</b>      |                         |
| 20001122             | 02/06/2020   | ralexand | 430          | (\$250.00)         | COVER SUPPLIES          |
|                      | 02/06/2020   | ralexand | 610          | \$250.00           | COVER SUPPLIES          |
| <b>20001122</b>      |              |          |              | <b>\$0.00</b>      |                         |
| 20001123             | 02/06/2020   | bgiallor | 650          | (\$30.00)          | COVER REQ               |
|                      | 02/06/2020   | bgiallor | 640          | \$30.00            | COVER REQ               |
| <b>20001123</b>      |              |          |              | <b>\$0.00</b>      |                         |
| 20001124             | 02/07/2020   | pcattin  | 610          | (\$2,076.00)       | COVER EXP FOR BC        |
|                      | 02/07/2020   | pcattin  | 123          | \$2,076.00         | COVER EXP FOR BC        |
| <b>20001124</b>      |              |          |              | <b>\$0.00</b>      |                         |

## Budget Transfers By Period

| Journal Entry Number | Date Entered | Operator | Account Code | Transaction Amount | Transaction Description  |
|----------------------|--------------|----------|--------------|--------------------|--------------------------|
| 20001125             | 02/07/2020   | eronayne | 610          | (\$45.00)          | TRANSFER TO 30G 810      |
|                      | 02/07/2020   | eronayne | 810          | \$45.00            | TRANSFER TO 30G 810      |
| <b>20001125</b>      |              |          |              | <b>\$0.00</b>      |                          |
| 20001126             | 02/07/2020   | eronayne | 610          | (\$45.00)          | TRANSFER TO 30I 810      |
|                      | 02/07/2020   | eronayne | 810          | \$45.00            | TRANSFER TO 30I 810      |
| <b>20001126</b>      |              |          |              | <b>\$0.00</b>      |                          |
| 20001127             | 02/07/2020   | cdoran   | 640          | (\$0.76)           | COVER NEGATIVE BALANCE   |
|                      | 02/07/2020   | cdoran   | 153          | \$0.76             | COVER NEGATIVE BALANCE   |
| <b>20001127</b>      |              |          |              | <b>\$0.00</b>      |                          |
| 20001128             | 02/10/2020   | cwyatt   | 329          | (\$200.00)         | TO COVER EXPENSES        |
|                      | 02/10/2020   | cwyatt   | 580          | \$200.00           | TO COVER EXPENSES        |
| <b>20001128</b>      |              |          |              | <b>\$0.00</b>      |                          |
| 20001129             | 02/10/2020   | ralexand | 513          | (\$5.00)           | COVER SALARIES           |
|                      | 02/10/2020   | ralexand | 153          | \$5.00             | COVER SALARIES           |
| <b>20001129</b>      |              |          |              | <b>\$0.00</b>      |                          |
| 20001130             | 02/10/2020   | koswald  | 324          | (\$500.00)         |                          |
|                      | 02/10/2020   | koswald  | 581          | \$500.00           |                          |
|                      | 02/10/2020   | koswald  | 324          | (\$500.00)         |                          |
|                      | 02/10/2020   | koswald  | 580          | \$500.00           |                          |
| <b>20001130</b>      |              |          |              | <b>\$0.00</b>      |                          |
| 20001132             | 02/10/2020   | koswald  | 610          | (\$500.00)         |                          |
|                      | 02/10/2020   | koswald  | 123          | \$500.00           |                          |
| <b>20001132</b>      |              |          |              | <b>\$0.00</b>      |                          |
| 20001133             | 02/10/2020   | msmith2  | 610          | (\$20.76)          | TRANSFER TO GUID 153     |
|                      | 02/10/2020   | msmith2  | 153          | \$20.76            | TRANSFER TO GUID 153     |
| <b>20001133</b>      |              |          |              | <b>\$0.00</b>      |                          |
| 20001134             | 02/10/2020   | smaxhime | 153          | (\$64.30)          | CVR 123 NEGATIVE BALANCE |
|                      | 02/10/2020   | smaxhime | 123          | \$64.30            | CVR 123 NEGATIVE BALANCE |
| <b>20001134</b>      |              |          |              | <b>\$0.00</b>      |                          |
| 20001135             | 02/10/2020   | lteodoro | 569          | (\$260.14)         | SUMMER - CYBER TRANSFER  |
|                      | 02/10/2020   | lteodoro | 635          | \$260.14           | SUMMER - CYBER TRANSFER  |
| <b>20001135</b>      |              |          |              | <b>\$0.00</b>      |                          |
| 20001136             | 02/10/2020   | skropp   | 810          | (\$87.50)          |                          |
|                      | 02/10/2020   | skropp   | 810          | \$87.50            |                          |
| <b>20001136</b>      |              |          |              | <b>\$0.00</b>      |                          |
| 20001137             | 02/10/2020   | eronayne | 610          | (\$0.14)           | TRANSFER TO 30Y 610      |
|                      | 02/10/2020   | eronayne | 610          | \$0.14             | TRANSFER TO 30Y 610      |
| <b>20001137</b>      |              |          |              | <b>\$0.00</b>      |                          |
| 20001138             | 02/10/2020   | eronayne | 610          | (\$0.85)           | TRANSFER TO 30J 610      |
|                      | 02/10/2020   | eronayne | 610          | \$0.85             | TRANSFER TO 30J 610      |
| <b>20001138</b>      |              |          |              | <b>\$0.00</b>      |                          |
| 20001139             | 02/10/2020   | sjones1  | 153          | \$4.88             | COVER NEGATIVE           |

## Budget Transfers By Period

| Journal Entry Number | Date Entered | Operator | Account Code | Transaction Amount | Transaction Description |
|----------------------|--------------|----------|--------------|--------------------|-------------------------|
| 20001139             | 02/10/2020   | sjones1  | 610          | (\$4.88)           | COVER NEGATIVE          |
|                      | 02/10/2020   | sjones1  | 153          | \$4.90             | COVER NEGATIVE          |
|                      | 02/10/2020   | sjones1  | 610          | (\$4.90)           | COVER NEGATIVE          |
| <b>20001139</b>      |              |          |              | <b>\$0.00</b>      |                         |
| 20001140             | 02/10/2020   | koswald  | 580          | (\$200.00)         |                         |
|                      | 02/10/2020   | koswald  | 581          | \$200.00           |                         |
| <b>20001140</b>      |              |          |              | <b>\$0.00</b>      |                         |
| 20001141             | 02/11/2020   | bgiallor | 581          | (\$100.00)         | COVER EXP RPTS          |
|                      | 02/11/2020   | bgiallor | 324          | \$100.00           | COVER EXP RPTS          |
| <b>20001141</b>      |              |          |              | <b>\$0.00</b>      |                         |
| 20001142             | 02/10/2020   | clee     | 340          | (\$4,995.00)       |                         |
|                      | 02/10/2020   | clee     | 324          | \$4,995.00         |                         |
| <b>20001142</b>      |              |          |              | <b>\$0.00</b>      |                         |
| 20001143             | 02/11/2020   | bgiallor | 581          | (\$200.00)         | COVER EXP RPTS          |
|                      | 02/11/2020   | bgiallor | 315          | \$200.00           | COVER EXP RPTS          |
| <b>20001143</b>      |              |          |              | <b>\$0.00</b>      |                         |
| 20001144             | 02/11/2020   | eronayne | 513          | (\$500.00)         | TRANSFER TO 30B 513     |
|                      | 02/11/2020   | eronayne | 513          | \$500.00           | TRANSFER TO 30B 513     |
| <b>20001144</b>      |              |          |              | <b>\$0.00</b>      |                         |
| 20001145             | 02/11/2020   | bgiallor | 650          | (\$4,200.00)       | COVER MINDTAP REQ       |
|                      | 02/11/2020   | bgiallor | 650          | \$4,200.00         | COVER MINDTAP REQ       |
| <b>20001145</b>      |              |          |              | <b>\$0.00</b>      |                         |
| 20001146             | 02/11/2020   | pcattin  | 550          | (\$300.00)         | COVER COST OF PRESENTER |
|                      | 02/11/2020   | pcattin  | 329          | \$300.00           | COVER COST OF PRESENTER |
| <b>20001146</b>      |              |          |              | <b>\$0.00</b>      |                         |
| 20001147             | 02/11/2020   | sjones1  | 610          | \$0.07             |                         |
|                      | 02/11/2020   | sjones1  | 610          | (\$0.07)           |                         |
| <b>20001147</b>      |              |          |              | <b>\$0.00</b>      |                         |
| 20001148             | 02/11/2020   | cdoran   | 315          | (\$1,000.00)       | COVER BLUE CARDS        |
|                      | 02/11/2020   | cdoran   | 123          | \$1,000.00         | COVER BLUE CARDS        |
| <b>20001148</b>      |              |          |              | <b>\$0.00</b>      |                         |
| 20001149             | 02/11/2020   | kmccormi | 513          | (\$22.14)          | TO PAY BUS BILL         |
|                      | 02/11/2020   | kmccormi | 513          | \$22.14            | TO PAY BUS BILL         |
|                      | 02/11/2020   | kmccormi | 513          | (\$154.87)         | TO PAY BUS BILL         |
|                      | 02/11/2020   | kmccormi | 513          | \$154.87           | TO PAY BUS BILL         |
| <b>20001149</b>      |              |          |              | <b>\$0.00</b>      |                         |
| 20001151             | 02/11/2020   | bgiallor | 610          | (\$325.00)         | COVER REQ               |
|                      | 02/11/2020   | bgiallor | 324          | \$325.00           | COVER REQ               |
| <b>20001151</b>      |              |          |              | <b>\$0.00</b>      |                         |
| 20001152             | 02/11/2020   | bgiallor | 315          | (\$250.00)         | COVER REQ               |
|                      | 02/11/2020   | bgiallor | 324          | \$250.00           | COVER REQ               |
| <b>20001152</b>      |              |          |              | <b>\$0.00</b>      |                         |

## Budget Transfers By Period

| Journal Entry Number | Date Entered | Operator | Account Code | Transaction Amount | Transaction Description |
|----------------------|--------------|----------|--------------|--------------------|-------------------------|
| 20001153             | 02/11/2020   | mporco   | 550          | (\$500.00)         | STAR SEATS              |
|                      | 02/11/2020   | mporco   | 610          | \$500.00           | STAR SEATS              |
| <b>20001153</b>      |              |          |              | <b>\$0.00</b>      |                         |
| 20001154             | 02/11/2020   | skropp   | 810          | (\$45.00)          |                         |
|                      | 02/11/2020   | skropp   | 810          | \$45.00            |                         |
| <b>20001154</b>      |              |          |              | <b>\$0.00</b>      |                         |
| 20001155             | 02/11/2020   | skropp   | 610          | (\$20.00)          |                         |
|                      | 02/11/2020   | skropp   | 610          | \$20.00            |                         |
| <b>20001155</b>      |              |          |              | <b>\$0.00</b>      |                         |
| 20001156             | 02/11/2020   | skropp   | 810          | (\$442.50)         |                         |
|                      | 02/11/2020   | skropp   | 610          | \$442.50           |                         |
| <b>20001156</b>      |              |          |              | <b>\$0.00</b>      |                         |
| 20001157             | 02/11/2020   | skropp   | 810          | (\$100.00)         |                         |
|                      | 02/11/2020   | skropp   | 610          | \$100.00           |                         |
| <b>20001157</b>      |              |          |              | <b>\$0.00</b>      |                         |
| 20001158             | 02/11/2020   | skropp   | 610          | (\$50.00)          |                         |
|                      | 02/11/2020   | skropp   | 610          | \$50.00            |                         |
| <b>20001158</b>      |              |          |              | <b>\$0.00</b>      |                         |
| 20001159             | 02/11/2020   | cdoran   | 811          | (\$30.00)          | COVER SCHOOL NURSE      |
|                      | 02/11/2020   | cdoran   | 610          | \$30.00            | COVER SCHOOL NURSE      |
| <b>20001159</b>      |              |          |              | <b>\$0.00</b>      |                         |
| 20001160             | 02/12/2020   | mbrown1  | 315          | (\$1,770.40)       | TO COVER NEG 123 ACCT   |
|                      | 02/12/2020   | mbrown1  | 123          | \$1,770.40         | TO COVER NEG 123 ACCT   |
| <b>20001160</b>      |              |          |              | <b>\$0.00</b>      |                         |
| 20001161             | 02/12/2020   | skropp   | 810          | (\$177.32)         |                         |
|                      | 02/12/2020   | skropp   | 580          | \$177.32           |                         |
| <b>20001161</b>      |              |          |              | <b>\$0.00</b>      |                         |
| 20001162             | 02/12/2020   | skropp   | 610          | (\$132.00)         |                         |
|                      | 02/12/2020   | skropp   | 390          | \$132.00           |                         |
| <b>20001162</b>      |              |          |              | <b>\$0.00</b>      |                         |
| 20001163             | 02/12/2020   | kmccormi | 610          | (\$8.40)           | TO COMVER NEG BALANCE   |
|                      | 02/12/2020   | kmccormi | 153          | \$8.40             | TO COMVER NEG BALANCE   |
| <b>20001163</b>      |              |          |              | <b>\$0.00</b>      |                         |
| 20001164             | 02/12/2020   | tsprange | 153          | \$0.82             | NEGATIVE FUNDS          |
|                      | 02/12/2020   | tsprange | 610          | (\$0.82)           | NEGATIVE FUNDS          |
| <b>20001164</b>      |              |          |              | <b>\$0.00</b>      |                         |
| 20001165             | 02/12/2020   | skropp   | 513          | (\$246.00)         |                         |
|                      | 02/12/2020   | skropp   | 390          | \$246.00           |                         |
| <b>20001165</b>      |              |          |              | <b>\$0.00</b>      |                         |
| 20001167             | 02/12/2020   | tsprange | 153          | \$0.83             | NEGATIVE FUNDS          |
|                      | 02/12/2020   | tsprange | 610          | (\$0.83)           | NEGATIVE FUNDS          |
| <b>20001167</b>      |              |          |              | <b>\$0.00</b>      |                         |

## Budget Transfers By Period

| Journal Entry Number | Date Entered | Operator | Account Code | Transaction Amount | Transaction Description |
|----------------------|--------------|----------|--------------|--------------------|-------------------------|
| 20001169             | 02/12/2020   | msmith2  | 348          | (\$987.00)         | TRANSFER TO SM 610      |
|                      | 02/12/2020   | msmith2  | 610          | \$987.00           | TRANSFER TO SM 610      |
| <b>20001169</b>      |              |          |              | <b>\$0.00</b>      |                         |
| 20001170             | 02/12/2020   | msmith2  | 580          | (\$1,500.00)       | TRANSFER TO SM 610      |
|                      | 02/12/2020   | msmith2  | 610          | \$1,500.00         | TRANSFER TO SM 610      |
| <b>20001170</b>      |              |          |              | <b>\$0.00</b>      |                         |
| 20001171             | 02/12/2020   | msmith2  | 530          | (\$2,652.93)       | TRANSFER TO SM 610      |
|                      | 02/12/2020   | msmith2  | 610          | \$2,652.93         | TRANSFER TO SM 610      |
| <b>20001171</b>      |              |          |              | <b>\$0.00</b>      |                         |
| 20001172             | 02/12/2020   | msmith2  | 768          | (\$381.37)         | TRANSFER TO SM 610      |
|                      | 02/12/2020   | msmith2  | 610          | \$381.37           | TRANSFER TO SM 610      |
| <b>20001172</b>      |              |          |              | <b>\$0.00</b>      |                         |
| 20001173             | 02/12/2020   | msmith2  | 610          | (\$1,233.00)       | TRANSFER TO SM 610      |
|                      | 02/12/2020   | msmith2  | 610          | \$1,233.00         | TRANSFER TO SM 610      |
| <b>20001173</b>      |              |          |              | <b>\$0.00</b>      |                         |
| 20001174             | 02/12/2020   | msmith2  | 610          | (\$4,603.00)       | TRANSFER TO SM 610      |
|                      | 02/12/2020   | msmith2  | 610          | \$4,603.00         | TRANSFER TO SM 610      |
| <b>20001174</b>      |              |          |              | <b>\$0.00</b>      |                         |
| 20001175             | 02/12/2020   | msmith2  | 610          | (\$250.00)         | TRANSFER TO GUID 153    |
|                      | 02/12/2020   | msmith2  | 153          | \$250.00           | TRANSFER TO GUID 153    |
| <b>20001175</b>      |              |          |              | <b>\$0.00</b>      |                         |
| 20001176             | 02/12/2020   | mpitt    | 430          | (\$2,000.00)       | COVER EXPENSES          |
|                      | 02/12/2020   | mpitt    | 360          | \$2,000.00         | COVER EXPENSES          |
| <b>20001176</b>      |              |          |              | <b>\$0.00</b>      |                         |
| 20001177             | 02/12/2020   | jzoretic | 610          | (\$200.00)         | PURCHASE NURSE SUPPLIES |
|                      | 02/12/2020   | jzoretic | 610          | \$200.00           | PURCHASE NURSE SUPPLIES |
| <b>20001177</b>      |              |          |              | <b>\$0.00</b>      |                         |
| 20001178             | 02/12/2020   | kmccormi | 513          | (\$138.61)         | TO PAY INVOICE          |
|                      | 02/12/2020   | kmccormi | 513          | \$138.61           | TO PAY INVOICE          |
| <b>20001178</b>      |              |          |              | <b>\$0.00</b>      |                         |
| 20001180             | 02/13/2020   | smaxhime | 640          | (\$600.00)         | CVR LIBRARY BOOK ORDER  |
|                      | 02/13/2020   | smaxhime | 640          | \$600.00           | CVR LIBRARY BOOK ORDER  |
| <b>20001180</b>      |              |          |              | <b>\$0.00</b>      |                         |
| 20001181             | 02/13/2020   | smaxhime | 640          | (\$100.00)         | CVR LIBRARY ORDER       |
|                      | 02/13/2020   | smaxhime | 640          | \$100.00           | CVR LIBRARY ORDER       |
| <b>20001181</b>      |              |          |              | <b>\$0.00</b>      |                         |
| 20001182             | 02/13/2020   | ralexand | 513          | (\$365.00)         | COVER TRANSPORTATION    |
|                      | 02/13/2020   | ralexand | 513          | \$365.00           | COVER TRANSPORTATION    |
| <b>20001182</b>      |              |          |              | <b>\$0.00</b>      |                         |
| 20001183             | 02/13/2020   | ralexand | 513          | (\$444.00)         | COVER TRANSPORTATION    |
|                      | 02/13/2020   | ralexand | 513          | \$444.00           | COVER TRANSPORTATION    |
| <b>20001183</b>      |              |          |              | <b>\$0.00</b>      |                         |

## Budget Transfers By Period

| Journal Entry Number | Date Entered | Operator | Account Code | Transaction Amount | Transaction Description |
|----------------------|--------------|----------|--------------|--------------------|-------------------------|
| 20001184             | 02/13/2020   | amcveigh | 610          | (\$403.75)         | TO COVER PURCHASE       |
|                      | 02/13/2020   | amcveigh | 610          | \$403.75           | TO COVER PURCHASE       |
| <b>20001184</b>      |              |          |              | <b>\$0.00</b>      |                         |
| 20001185             | 02/13/2020   | amcveigh | 640          | (\$985.00)         | TO COVER PURCHASE       |
|                      | 02/13/2020   | amcveigh | 610          | \$985.00           | TO COVER PURCHASE       |
| <b>20001185</b>      |              |          |              | <b>\$0.00</b>      |                         |
| 20001186             | 02/13/2020   | skropp   | 390          | (\$218.52)         |                         |
|                      | 02/13/2020   | skropp   | 513          | \$218.52           |                         |
| <b>20001186</b>      |              |          |              | <b>\$0.00</b>      |                         |
| 20001187             | 02/13/2020   | skropp   | 610          | (\$219.26)         |                         |
|                      | 02/13/2020   | skropp   | 513          | \$219.26           |                         |
| <b>20001187</b>      |              |          |              | <b>\$0.00</b>      |                         |
| 20001188             | 02/13/2020   | skropp   | 390          | (\$322.56)         |                         |
|                      | 02/13/2020   | skropp   | 513          | \$322.56           |                         |
| <b>20001188</b>      |              |          |              | <b>\$0.00</b>      |                         |
| 20001189             | 02/13/2020   | skropp   | 390          | (\$238.00)         |                         |
|                      | 02/13/2020   | skropp   | 513          | \$238.00           |                         |
| <b>20001189</b>      |              |          |              | <b>\$0.00</b>      |                         |
| 20001190             | 02/13/2020   | skropp   | 610          | (\$156.86)         |                         |
|                      | 02/13/2020   | skropp   | 513          | \$156.86           |                         |
| <b>20001190</b>      |              |          |              | <b>\$0.00</b>      |                         |
| 20001191             | 02/13/2020   | skropp   | 810          | (\$81.68)          |                         |
|                      | 02/13/2020   | skropp   | 513          | \$81.68            |                         |
| <b>20001191</b>      |              |          |              | <b>\$0.00</b>      |                         |
| 20001192             | 02/13/2020   | skropp   | 610          | (\$283.80)         |                         |
|                      | 02/13/2020   | skropp   | 513          | \$283.80           |                         |
| <b>20001192</b>      |              |          |              | <b>\$0.00</b>      |                         |
| 20001193             | 02/13/2020   | skropp   | 610          | (\$0.88)           |                         |
|                      | 02/13/2020   | skropp   | 513          | \$0.88             |                         |
| <b>20001193</b>      |              |          |              | <b>\$0.00</b>      |                         |
| 20001194             | 02/13/2020   | skropp   | 610          | (\$0.30)           |                         |
|                      | 02/13/2020   | skropp   | 513          | \$0.30             |                         |
| <b>20001194</b>      |              |          |              | <b>\$0.00</b>      |                         |
| 20001195             | 02/14/2020   | eronayne | 610          | (\$50.00)          | TRANSFER TO 30S 810     |
|                      | 02/14/2020   | eronayne | 810          | \$50.00            | TRANSFER TO 30S 810     |
| <b>20001195</b>      |              |          |              | <b>\$0.00</b>      |                         |
| 20001196             | 02/14/2020   | sjones1  | 650          | (\$100.00)         |                         |
|                      | 02/14/2020   | sjones1  | 610          | \$100.00           |                         |
| <b>20001196</b>      |              |          |              | <b>\$0.00</b>      |                         |
| 20001197             | 02/14/2020   | sjones1  | 610          | (\$0.93)           |                         |
|                      | 02/14/2020   | sjones1  | 610          | \$0.93             |                         |
| <b>20001197</b>      |              |          |              | <b>\$0.00</b>      |                         |

## Budget Transfers By Period

| Journal Entry Number | Date Entered | Operator | Account Code | Transaction Amount | Transaction Description |
|----------------------|--------------|----------|--------------|--------------------|-------------------------|
| 20001198             | 02/14/2020   | sjones1  | 640          | (\$64.87)          |                         |
|                      | 02/14/2020   | sjones1  | 610          | \$64.87            |                         |
| <b>20001198</b>      |              |          |              | <b>\$0.00</b>      |                         |
| 20001199             | 02/14/2020   | sjones1  | 650          | (\$400.00)         |                         |
|                      | 02/14/2020   | sjones1  | 610          | \$400.00           |                         |
| <b>20001199</b>      |              |          |              | <b>\$0.00</b>      |                         |
| 20001200             | 02/14/2020   | sjones1  | 640          | (\$1,355.17)       |                         |
|                      | 02/14/2020   | sjones1  | 610          | \$1,355.17         |                         |
| <b>20001200</b>      |              |          |              | <b>\$0.00</b>      |                         |
| 20001201             | 02/14/2020   | sjones1  | 650          | (\$2,000.00)       |                         |
|                      | 02/14/2020   | sjones1  | 610          | \$2,000.00         |                         |
| <b>20001201</b>      |              |          |              | <b>\$0.00</b>      |                         |
| 20001202             | 02/14/2020   | sjones1  | 610          | (\$250.00)         |                         |
|                      | 02/14/2020   | sjones1  | 610          | \$250.00           |                         |
| <b>20001202</b>      |              |          |              | <b>\$0.00</b>      |                         |
| 20001203             | 02/14/2020   | sjones1  | 610          | (\$7.83)           |                         |
|                      | 02/14/2020   | sjones1  | 610          | \$7.83             |                         |
| <b>20001203</b>      |              |          |              | <b>\$0.00</b>      |                         |
| 20001204             | 02/14/2020   | sjones1  | 610          | (\$8.24)           |                         |
|                      | 02/14/2020   | sjones1  | 610          | \$8.24             |                         |
| <b>20001204</b>      |              |          |              | <b>\$0.00</b>      |                         |
| 20001205             | 02/14/2020   | sjones1  | 610          | (\$200.00)         |                         |
|                      | 02/14/2020   | sjones1  | 610          | \$200.00           |                         |
| <b>20001205</b>      |              |          |              | <b>\$0.00</b>      |                         |
| 20001206             | 02/14/2020   | sjones1  | 650          | (\$100.00)         |                         |
|                      | 02/14/2020   | sjones1  | 610          | \$100.00           |                         |
| <b>20001206</b>      |              |          |              | <b>\$0.00</b>      |                         |
| 20001207             | 02/14/2020   | sjones1  | 650          | (\$245.34)         |                         |
|                      | 02/14/2020   | sjones1  | 610          | \$245.34           |                         |
| <b>20001207</b>      |              |          |              | <b>\$0.00</b>      |                         |
| 20001208             | 02/14/2020   | sjones1  | 811          | (\$16.00)          |                         |
|                      | 02/14/2020   | sjones1  | 610          | \$16.00            |                         |
| <b>20001208</b>      |              |          |              | <b>\$0.00</b>      |                         |
| 20001209             | 02/14/2020   | sjones1  | 610          | (\$37.26)          |                         |
|                      | 02/14/2020   | sjones1  | 610          | \$37.26            |                         |
| <b>20001209</b>      |              |          |              | <b>\$0.00</b>      |                         |
| 20001210             | 02/14/2020   | sjones1  | 650          | (\$66.98)          |                         |
|                      | 02/14/2020   | sjones1  | 610          | \$66.98            |                         |
| <b>20001210</b>      |              |          |              | <b>\$0.00</b>      |                         |
| 20001211             | 02/14/2020   | ljones   | 123          | \$678.05           | NEG BAL                 |
|                      | 02/14/2020   | ljones   | 315          | (\$678.05)         | NEG BAL                 |
| <b>20001211</b>      |              |          |              | <b>\$0.00</b>      |                         |

## Budget Transfers By Period

| Journal Entry Number | Date Entered | Operator | Account Code | Transaction Amount | Transaction Description   |
|----------------------|--------------|----------|--------------|--------------------|---------------------------|
| 20001212             | 02/14/2020   | ljones   | 635          | \$345.05           | NEG BAL                   |
|                      | 02/14/2020   | ljones   | 315          | (\$345.05)         | NEG BAL                   |
| <b>20001212</b>      |              |          |              | <b>\$0.00</b>      |                           |
| 20001213             | 02/14/2020   | ljones   | 153          | \$0.76             | NEG BAL                   |
|                      | 02/14/2020   | ljones   | 640          | (\$0.76)           | NEG BAL                   |
| <b>20001213</b>      |              |          |              | <b>\$0.00</b>      |                           |
| 20001214             | 02/14/2020   | mporco   | 513          | (\$770.46)         | CORRECT DEC KRAPP BILL    |
|                      | 02/14/2020   | mporco   | 513          | \$770.46           | CORRECT DEC KRAPP BILL    |
| <b>20001214</b>      |              |          |              | <b>\$0.00</b>      |                           |
| 20001215             | 02/14/2020   | bgiallor | 648          | (\$700.00)         | COVER INSIGH #7849        |
|                      | 02/14/2020   | bgiallor | 315          | \$700.00           | COVER INSIGH #7849        |
| <b>20001215</b>      |              |          |              | <b>\$0.00</b>      |                           |
| 20001216             | 02/14/2020   | ljones   | 610          | (\$500.00)         |                           |
|                      | 02/14/2020   | ljones   | 610          | \$500.00           |                           |
| <b>20001216</b>      |              |          |              | <b>\$0.00</b>      |                           |
| 20001217             | 02/14/2020   | ljones   | 610          | \$500.00           | ADD FUNDS                 |
|                      | 02/14/2020   | ljones   | 610          | (\$500.00)         | ADD FUNDS                 |
| <b>20001217</b>      |              |          |              | <b>\$0.00</b>      |                           |
| 20001218             | 02/14/2020   | ljones   | 610          | (\$200.00)         |                           |
|                      | 02/14/2020   | ljones   | 610          | \$200.00           |                           |
| <b>20001218</b>      |              |          |              | <b>\$0.00</b>      |                           |
| 20001219             | 02/14/2020   | ljones   | 610          | (\$500.00)         | TRANS BAL                 |
|                      | 02/14/2020   | ljones   | 610          | \$500.00           | TRANS BAL                 |
| <b>20001219</b>      |              |          |              | <b>\$0.00</b>      |                           |
| 20001220             | 02/18/2020   | kverdi   | 640          | (\$750.00)         | TO COVER SUPPLIES         |
|                      | 02/18/2020   | kverdi   | 650          | (\$750.00)         | TO COVER SUPPLIES         |
|                      | 02/18/2020   | kverdi   | 610          | \$1,500.00         | TO COVER SUPPLIES         |
| <b>20001220</b>      |              |          |              | <b>\$0.00</b>      |                           |
| 20001221             | 02/18/2020   | scatramb | 610          | (\$600.00)         | COVER REGISTRATION        |
|                      | 02/18/2020   | scatramb | 810          | \$600.00           | COVER REGISTRATION        |
| <b>20001221</b>      |              |          |              | <b>\$0.00</b>      |                           |
| 20001223             | 02/18/2020   | pcattin  | 123          | (\$939.19)         | COVER COST OF SUBS        |
|                      | 02/18/2020   | pcattin  | 315          | \$939.19           | COVER COST OF SUBS        |
| <b>20001223</b>      |              |          |              | <b>\$0.00</b>      |                           |
| 20001224             | 02/18/2020   | pcattin  | 610          | (\$74.10)          | COVER COST OF MEAL FOR MT |
|                      | 02/18/2020   | pcattin  | 635          | \$74.10            | COVER COST OF MEAL FOR MT |
| <b>20001224</b>      |              |          |              | <b>\$0.00</b>      |                           |
| 20001225             | 02/18/2020   | mpitt    | 610          | (\$300.00)         | BALANCE ACCT              |
|                      | 02/18/2020   | mpitt    | 324          | \$300.00           | BALANCE ACCT              |
| <b>20001225</b>      |              |          |              | <b>\$0.00</b>      |                           |



## Budget Transfers By Period

| Journal Entry Number | Date Entered | Operator | Account Code | Transaction Amount | Transaction Description |
|----------------------|--------------|----------|--------------|--------------------|-------------------------|
| 20001226             | 02/18/2020   | msmith2  | 610          | (\$106.00)         | TRANSFER TO SCIENCE 610 |
|                      | 02/18/2020   | msmith2  | 610          | \$106.00           | TRANSFER TO SCIENCE 610 |
| <b>20001226</b>      |              |          |              | <b>\$0.00</b>      |                         |
| 20001227             | 02/18/2020   | mpitt    | 610          | (\$25.00)          | BALANCE ACCT            |
|                      | 02/18/2020   | mpitt    | 581          | \$25.00            | BALANCE ACCT            |
| <b>20001227</b>      |              |          |              | <b>\$0.00</b>      |                         |
| 20001229             | 02/18/2020   | clee     | 438          | (\$145.35)         | BUDGET TR               |
|                      | 02/18/2020   | clee     | 530          | \$145.35           | BUDGET TR               |
| <b>20001229</b>      |              |          |              | <b>\$0.00</b>      |                         |
| 20001230             | 02/18/2020   | clee     | 650          | (\$17.73)          | BUDGET TR               |
|                      | 02/18/2020   | clee     | 635          | \$17.73            | BUDGET TR               |
| <b>20001230</b>      |              |          |              | <b>\$0.00</b>      |                         |
| 20001231             | 02/19/2020   | pcattin  | 610          | (\$125.00)         | COVER COST OF RPRS      |
|                      | 02/19/2020   | pcattin  | 432          | \$125.00           | COVER COST OF RPRS      |
| <b>20001231</b>      |              |          |              | <b>\$0.00</b>      |                         |
| 20001232             | 02/19/2020   | eronayne | 513          | (\$15.00)          | TRANSFER TO 30I 810     |
|                      | 02/19/2020   | eronayne | 810          | \$15.00            | TRANSFER TO 30I 810     |
| <b>20001232</b>      |              |          |              | <b>\$0.00</b>      |                         |
| 20001233             | 02/19/2020   | kmccormi | 513          | (\$175.96)         | TO PAY RENTAL           |
|                      | 02/19/2020   | kmccormi | 444          | \$175.96           | TO PAY RENTAL           |
| <b>20001233</b>      |              |          |              | <b>\$0.00</b>      |                         |
| 20001235             | 02/19/2020   | sroyal   | 330          | (\$3,000.00)       |                         |
|                      | 02/19/2020   | sroyal   | 810          | \$3,000.00         |                         |
| <b>20001235</b>      |              |          |              | <b>\$0.00</b>      |                         |
| 20001236             | 02/19/2020   | msmith2  | 768          | (\$300.00)         | TRANSFER TO 300         |
|                      | 02/19/2020   | msmith2  | 610          | \$300.00           | TRANSFER TO 300         |
| <b>20001236</b>      |              |          |              | <b>\$0.00</b>      |                         |
| 20001237             | 02/19/2020   | msmith2  | 768          | (\$300.00)         | TRANSFER TO 640         |
|                      | 02/19/2020   | msmith2  | 640          | \$300.00           | TRANSFER TO 640         |
| <b>20001237</b>      |              |          |              | <b>\$0.00</b>      |                         |
| 20001238             | 02/19/2020   | ralexand | 610          | (\$345.00)         | COVER FOOTBALL HELMETS  |
|                      | 02/19/2020   | ralexand | 610          | \$345.00           | COVER FOOTBALL HELMETS  |
| <b>20001238</b>      |              |          |              | <b>\$0.00</b>      |                         |
| 20001239             | 02/19/2020   | skropp   | 610          | (\$179.15)         |                         |
|                      | 02/19/2020   | skropp   | 580          | \$179.15           |                         |
| <b>20001239</b>      |              |          |              | <b>\$0.00</b>      |                         |
| 20001240             | 02/19/2020   | kmccormi | 610          | (\$550.00)         | TO PAY FEE              |
|                      | 02/19/2020   | kmccormi | 810          | \$550.00           | TO PAY FEE              |
| <b>20001240</b>      |              |          |              | <b>\$0.00</b>      |                         |
| 20001242             | 02/19/2020   | pcattin  | 610          | (\$61.80)          | COVER COST OF MEAL      |
|                      | 02/19/2020   | pcattin  | 635          | \$61.80            | COVER COST OF MEAL      |
| <b>20001242</b>      |              |          |              | <b>\$0.00</b>      |                         |

## Budget Transfers By Period

| Journal Entry Number | Date Entered | Operator | Account Code | Transaction Amount | Transaction Description |
|----------------------|--------------|----------|--------------|--------------------|-------------------------|
| 20001243             | 02/19/2020   | jzoretic | 610          | (\$135.00)         | PURCHASE NURSE SUPPLIES |
|                      | 02/19/2020   | jzoretic | 610          | \$135.00           | PURCHASE NURSE SUPPLIES |
| <b>20001243</b>      |              |          |              | <b>\$0.00</b>      |                         |
| 20001245             | 02/19/2020   | pcattin  | 640          | (\$600.39)         | COVER COST FOR SUBS     |
|                      | 02/19/2020   | pcattin  | 315          | \$600.39           | COVER COST FOR SUBS     |
| <b>20001245</b>      |              |          |              | <b>\$0.00</b>      |                         |
| 20001246             | 02/19/2020   | bgiallor | 123          | (\$95.00)          | COVER REQ               |
|                      | 02/19/2020   | bgiallor | 610          | \$95.00            | COVER REQ               |
| <b>20001246</b>      |              |          |              | <b>\$0.00</b>      |                         |
| 20001247             | 02/20/2020   | bgiallor | 581          | (\$2,000.00)       | COVER B.C.              |
|                      | 02/20/2020   | bgiallor | 123          | \$2,000.00         | COVER B.C.              |
| <b>20001247</b>      |              |          |              | <b>\$0.00</b>      |                         |
| 20001248             | 02/20/2020   | msmith2  | 758          | (\$695.00)         | TRANSFER TO 610         |
|                      | 02/20/2020   | msmith2  | 610          | \$695.00           | TRANSFER TO 610         |
| <b>20001248</b>      |              |          |              | <b>\$0.00</b>      |                         |
| 20001249             | 02/20/2020   | ralexand | 760          | (\$200.00)         | COVER FACULTY MEETINGS  |
|                      | 02/20/2020   | ralexand | 635          | \$200.00           | COVER FACULTY MEETINGS  |
| <b>20001249</b>      |              |          |              | <b>\$0.00</b>      |                         |
| 20001250             | 02/20/2020   | msmith2  | 610          | (\$16.93)          | TRANSFER TO 640         |
|                      | 02/20/2020   | msmith2  | 640          | \$16.93            | TRANSFER TO 640         |
| <b>20001250</b>      |              |          |              | <b>\$0.00</b>      |                         |
| 20001251             | 02/21/2020   | sjones1  | 430          | (\$200.00)         |                         |
|                      | 02/21/2020   | sjones1  | 610          | \$200.00           |                         |
| <b>20001251</b>      |              |          |              | <b>\$0.00</b>      |                         |
| 20001252             | 02/21/2020   | sjones1  | 640          | (\$1,005.64)       |                         |
|                      | 02/21/2020   | sjones1  | 610          | \$1,005.64         |                         |
| <b>20001252</b>      |              |          |              | <b>\$0.00</b>      |                         |
| 20001253             | 02/21/2020   | sjones1  | 650          | (\$600.00)         |                         |
|                      | 02/21/2020   | sjones1  | 610          | \$600.00           |                         |
| <b>20001253</b>      |              |          |              | <b>\$0.00</b>      |                         |
| 20001254             | 02/21/2020   | sjones1  | 153          | \$2.44             |                         |
|                      | 02/21/2020   | sjones1  | 610          | (\$2.44)           |                         |
| <b>20001254</b>      |              |          |              | <b>\$0.00</b>      |                         |
| 20001255             | 02/21/2020   | sjones1  | 153          | \$27.96            |                         |
|                      | 02/21/2020   | sjones1  | 610          | (\$27.96)          |                         |
| <b>20001255</b>      |              |          |              | <b>\$0.00</b>      |                         |
| 20001256             | 02/21/2020   | skropp   | 610          | (\$300.00)         |                         |
|                      | 02/21/2020   | skropp   | 810          | \$300.00           |                         |
| <b>20001256</b>      |              |          |              | <b>\$0.00</b>      |                         |
| 20001257             | 02/21/2020   | msmith2  | 810          | (\$225.00)         | TRANSFER TO 610         |
|                      | 02/21/2020   | msmith2  | 610          | \$225.00           | TRANSFER TO 610         |
| <b>20001257</b>      |              |          |              | <b>\$0.00</b>      |                         |

## Budget Transfers By Period

| Journal Entry Number | Date Entered | Operator | Account Code | Transaction Amount | Transaction Description   |
|----------------------|--------------|----------|--------------|--------------------|---------------------------|
| 20001258             | 02/21/2020   | amcveigh | 610          | (\$50.00)          | TO COVER DEFICIT          |
|                      | 02/21/2020   | amcveigh | 153          | \$50.00            | TO COVER DEFICIT          |
| <b>20001258</b>      |              |          |              | <b>\$0.00</b>      |                           |
| 20001260             | 02/21/2020   | amcveigh | 618          | (\$27.10)          | TO COVER PURCHASE         |
|                      | 02/21/2020   | amcveigh | 650          | \$27.10            | TO COVER PURCHASE         |
|                      | 02/21/2020   | amcveigh | 650          | (\$300.00)         | TO COVER PURCHASE         |
|                      | 02/21/2020   | amcveigh | 650          | \$300.00           | TO COVER PURCHASE         |
|                      | 02/21/2020   | amcveigh | 640          | (\$120.00)         | TO COVER PURCHASE         |
|                      | 02/21/2020   | amcveigh | 650          | \$120.00           | TO COVER PURCHASE         |
| <b>20001260</b>      |              |          |              | <b>\$0.00</b>      |                           |
| 20001262             | 02/21/2020   | koswald  | 640          | (\$300.00)         |                           |
|                      | 02/21/2020   | koswald  | 635          | \$300.00           |                           |
|                      | 02/21/2020   | koswald  | 640          | (\$2.34)           |                           |
|                      | 02/21/2020   | koswald  | 153          | \$2.34             |                           |
| <b>20001262</b>      |              |          |              | <b>\$0.00</b>      |                           |
| 20001263             | 02/21/2020   | koswald  | 610          | (\$500.00)         |                           |
|                      | 02/21/2020   | koswald  | 581          | \$500.00           |                           |
| <b>20001263</b>      |              |          |              | <b>\$0.00</b>      |                           |
| 20001264             | 02/24/2020   | mbrown1  | 640          | (\$175.00)         | TO 610 FOR AMAZON ORDER   |
|                      | 02/24/2020   | mbrown1  | 610          | \$175.00           | TO 610 FOR AMAZON ORDER   |
| <b>20001264</b>      |              |          |              | <b>\$0.00</b>      |                           |
| 20001265             | 02/24/2020   | eronayne | 513          | (\$117.98)         | TRANSFER TO 30R 444       |
|                      | 02/24/2020   | eronayne | 444          | \$117.98           | TRANSFER TO 30R 444       |
| <b>20001265</b>      |              |          |              | <b>\$0.00</b>      |                           |
| 20001266             | 02/24/2020   | mbrown1  | 315          | (\$949.89)         | TO 1110-20-40-123 FOR NEG |
|                      | 02/24/2020   | mbrown1  | 123          | \$949.89           | TO 1110-20-40-123 FOR NEG |
| <b>20001266</b>      |              |          |              | <b>\$0.00</b>      |                           |
| 20001267             | 02/24/2020   | mbrown1  | 811          | (\$402.00)         | TO COVER FLAG PURCHASE    |
|                      | 02/24/2020   | mbrown1  | 610          | \$402.00           | TO COVER FLAG PURCHASE    |
| <b>20001267</b>      |              |          |              | <b>\$0.00</b>      |                           |
| 20001268             | 02/24/2020   | skropp   | 610          | (\$37.50)          |                           |
|                      | 02/24/2020   | skropp   | 810          | \$37.50            |                           |
| <b>20001268</b>      |              |          |              | <b>\$0.00</b>      |                           |
| 20001269             | 02/24/2020   | eronayne | 513          | (\$66.81)          | TRANSFER TO 30R 580       |
|                      | 02/24/2020   | eronayne | 580          | \$66.81            | TRANSFER TO 30R 580       |
| <b>20001269</b>      |              |          |              | <b>\$0.00</b>      |                           |
| 20001270             | 02/24/2020   | skropp   | 610          | (\$37.50)          |                           |
|                      | 02/24/2020   | skropp   | 810          | \$37.50            |                           |
| <b>20001270</b>      |              |          |              | <b>\$0.00</b>      |                           |
| 20001271             | 02/24/2020   | amcveigh | 640          | (\$180.00)         | TO COVER PURCHASE         |
|                      | 02/24/2020   | amcveigh | 610          | \$180.00           | TO COVER PURCHASE         |

## Budget Transfers By Period

| Journal Entry Number | Date Entered | Operator | Account Code | Transaction Amount | Transaction Description |
|----------------------|--------------|----------|--------------|--------------------|-------------------------|
| 20001271             | 02/24/2020   | amcveigh | 610          | (\$100.00)         | TO COVER PURCHASE       |
|                      | 02/24/2020   | amcveigh | 610          | \$100.00           | TO COVER PURCHASE       |
| <b>20001271</b>      |              |          |              | <b>\$0.00</b>      |                         |
| 20001272             | 02/24/2020   | kzaleta  | 330          | (\$4,000.00)       | COVER FUNDS             |
|                      | 02/24/2020   | kzaleta  | 330          | \$4,000.00         | COVER FUNDS             |
| <b>20001272</b>      |              |          |              | <b>\$0.00</b>      |                         |
| 20001273             | 02/24/2020   | mpitt    | 610          | (\$15.00)          | COVER EXPENSES          |
|                      | 02/24/2020   | mpitt    | 430          | \$15.00            | COVER EXPENSES          |
| <b>20001273</b>      |              |          |              | <b>\$0.00</b>      |                         |
| 20001274             | 02/24/2020   | ralexand | 513          | (\$444.00)         | COVER TRANSPORTATION    |
|                      | 02/24/2020   | ralexand | 513          | \$444.00           | COVER TRANSPORTATION    |
| <b>20001274</b>      |              |          |              | <b>\$0.00</b>      |                         |
| 20001275             | 02/24/2020   | lcherash | 442          | (\$500.00)         | KS SYMPHONY             |
|                      | 02/24/2020   | lcherash | 330          | \$500.00           | KS SYMPHONY             |
| <b>20001275</b>      |              |          |              | <b>\$0.00</b>      |                         |
| 20001277             | 02/24/2020   | lcherash | 442          | (\$250.00)         |                         |
|                      | 02/24/2020   | lcherash | 330          | \$250.00           |                         |
| <b>20001277</b>      |              |          |              | <b>\$0.00</b>      |                         |
| 20001278             | 02/25/2020   | bgiallor | 650          | (\$2,345.00)       | COVER REQ.              |
|                      | 02/25/2020   | bgiallor | 650          | \$2,345.00         | COVER REQ.              |
| <b>20001278</b>      |              |          |              | <b>\$0.00</b>      |                         |
| 20001279             | 02/25/2020   | kmccormi | 610          | (\$600.00)         | TO PAY FEE              |
|                      | 02/25/2020   | kmccormi | 810          | \$600.00           | TO PAY FEE              |
| <b>20001279</b>      |              |          |              | <b>\$0.00</b>      |                         |
| 20001281             | 02/25/2020   | mbrown1  | 610          | (\$384.79)         | TO 580 FOR TRAVEL EXP   |
|                      | 02/25/2020   | mbrown1  | 580          | \$384.79           | TO 580 FOR TRAVEL EXP   |
| <b>20001281</b>      |              |          |              | <b>\$0.00</b>      |                         |
| 20001282             | 02/25/2020   | msmith2  | 810          | (\$370.00)         | TRANSFER TO 811         |
|                      | 02/25/2020   | msmith2  | 811          | \$370.00           | TRANSFER TO 811         |
| <b>20001282</b>      |              |          |              | <b>\$0.00</b>      |                         |
| 20001283             | 02/25/2020   | bgiallor | 581          | (\$296.00)         | COVER REQ               |
|                      | 02/25/2020   | bgiallor | 640          | \$296.00           | COVER REQ               |
| <b>20001283</b>      |              |          |              | <b>\$0.00</b>      |                         |
| 20001284             | 02/25/2020   | kpatters | 640          | (\$530.00)         | COVER EXPENSE           |
|                      | 02/25/2020   | kpatters | 810          | \$530.00           | COVER EXPENSE           |
| <b>20001284</b>      |              |          |              | <b>\$0.00</b>      |                         |
| 20001285             | 02/25/2020   | mbrown1  | 640          | (\$854.62)         | TO 610 FOR AMAZON PO    |
|                      | 02/25/2020   | mbrown1  | 610          | \$854.62           | TO 610 FOR AMAZON PO    |
| <b>20001285</b>      |              |          |              | <b>\$0.00</b>      |                         |
| 20001286             | 02/25/2020   | pcattin  | 550          | (\$25.00)          | COVER COST OF REGIST    |
|                      | 02/25/2020   | pcattin  | 324          | \$25.00            | COVER COST OF REGIST    |

## Budget Transfers By Period

| Journal Entry Number | Date Entered | Operator | Account Code | Transaction Amount | Transaction Description  |
|----------------------|--------------|----------|--------------|--------------------|--------------------------|
| 20001286             | 02/25/2020   | pcattin  | 550          | (\$15.00)          | COVER COST OF REGIST     |
|                      | 02/25/2020   | pcattin  | 153          | \$15.00            | COVER COST OF REGIST     |
| <b>20001286</b>      |              |          |              | <b>\$0.00</b>      |                          |
| 20001287             | 02/25/2020   | msmith2  | 610          | (\$175.96)         | TRANSFER TO 513 NON ATHL |
|                      | 02/25/2020   | msmith2  | 513          | \$175.96           | TRANSFER TO 513 NON ATHL |
| <b>20001287</b>      |              |          |              | <b>\$0.00</b>      |                          |
| 20001288             | 02/25/2020   | msmith2  | 811          | (\$272.10)         | TRANSFER TO 610          |
|                      | 02/25/2020   | msmith2  | 610          | \$272.10           | TRANSFER TO 610          |
| <b>20001288</b>      |              |          |              | <b>\$0.00</b>      |                          |
| 20001290             | 02/26/2020   | mpitt    | 610          | (\$470.00)         | BALANCE ACCT             |
|                      | 02/26/2020   | mpitt    | 650          | \$470.00           | BALANCE ACCT             |
| <b>20001290</b>      |              |          |              | <b>\$0.00</b>      |                          |
| 20001291             | 02/26/2020   | bgiallor | 650          | (\$500.00)         | COVER EXP. RPT           |
|                      | 02/26/2020   | bgiallor | 581          | \$500.00           | COVER EXP. RPT           |
| <b>20001291</b>      |              |          |              | <b>\$0.00</b>      |                          |
| 20001292             | 02/26/2020   | kmccormi | 610          | (\$855.00)         | TO BUY SUPPLIES          |
|                      | 02/26/2020   | kmccormi | 610          | \$855.00           | TO BUY SUPPLIES          |
| <b>20001292</b>      |              |          |              | <b>\$0.00</b>      |                          |
| 20001294             | 02/26/2020   | bgiallor | 648          | (\$300.00)         | COVER B.C. G. TANG       |
|                      | 02/26/2020   | bgiallor | 581          | \$300.00           | COVER B.C. G. TANG       |
| <b>20001294</b>      |              |          |              | <b>\$0.00</b>      |                          |
| 20001295             | 02/26/2020   | bgiallor | 650          | (\$300.00)         | COVER EXP RPT G. TANG    |
|                      | 02/26/2020   | bgiallor | 581          | \$300.00           | COVER EXP RPT G. TANG    |
| <b>20001295</b>      |              |          |              | <b>\$0.00</b>      |                          |
| 20001296             | 02/26/2020   | bgiallor | 811          | (\$100.00)         | COVER REQ                |
|                      | 02/26/2020   | bgiallor | 635          | \$100.00           | COVER REQ                |
| <b>20001296</b>      |              |          |              | <b>\$0.00</b>      |                          |
| 20001297             | 02/26/2020   | bgiallor | 610          | (\$417.00)         | COVER BUS                |
|                      | 02/26/2020   | bgiallor | 513          | \$417.00           | COVER BUS                |
| <b>20001297</b>      |              |          |              | <b>\$0.00</b>      |                          |
| 20001298             | 02/26/2020   | bgiallor | 123          | (\$0.88)           | COVER B.C.               |
|                      | 02/26/2020   | bgiallor | 123          | \$0.88             | COVER B.C.               |
| <b>20001298</b>      |              |          |              | <b>\$0.00</b>      |                          |
| 20001299             | 02/26/2020   | bgiallor | 324          | (\$47.40)          | COVER B.C.               |
|                      | 02/26/2020   | bgiallor | 123          | \$47.40            | COVER B.C.               |
| <b>20001299</b>      |              |          |              | <b>\$0.00</b>      |                          |
| 20001300             | 02/26/2020   | bgiallor | 580          | (\$3.55)           | COVER B.C.               |
|                      | 02/26/2020   | bgiallor | 123          | \$3.55             | COVER B.C.               |
| <b>20001300</b>      |              |          |              | <b>\$0.00</b>      |                          |
| 20001301             | 02/26/2020   | bgiallor | 581          | (\$43.80)          | COVER B.C.               |
|                      | 02/26/2020   | bgiallor | 123          | \$43.80            | COVER B.C.               |
| <b>20001301</b>      |              |          |              | <b>\$0.00</b>      |                          |

## Budget Transfers By Period

| Journal Entry Number | Date Entered | Operator | Account Code | Transaction Amount | Transaction Description   |
|----------------------|--------------|----------|--------------|--------------------|---------------------------|
| 20001302             | 02/27/2020   | amcveigh | 610          | (\$223.12)         | TO COVER PURCHASE         |
|                      | 02/27/2020   | amcveigh | 610          | \$223.12           | TO COVER PURCHASE         |
| <b>20001302</b>      |              |          |              | <b>\$0.00</b>      |                           |
| 20001303             | 02/27/2020   | lgoldste | 610          | (\$150.00)         | COVER OPEN PO 20003178    |
|                      | 02/27/2020   | lgoldste | 635          | \$150.00           | COVER OPEN PO 20003178    |
| <b>20001303</b>      |              |          |              | <b>\$0.00</b>      |                           |
| 20001304             | 02/28/2020   | mbrown1  | 153          | (\$179.77)         | TO 610 FOR STANDING DESK  |
|                      | 02/28/2020   | mbrown1  | 610          | \$179.77           | TO 610 FOR STANDING DESK  |
| <b>20001304</b>      |              |          |              | <b>\$0.00</b>      |                           |
| 20001305             | 02/27/2020   | mbrown1  | 640          | (\$199.00)         | TO COVER STORYBLOCKS PO   |
|                      | 02/27/2020   | mbrown1  | 650          | \$199.00           | TO COVER STORYBLOCKS PO   |
| <b>20001305</b>      |              |          |              | <b>\$0.00</b>      |                           |
| 20001306             | 02/27/2020   | bgiallor | 315          | (\$150.00)         | COVER NEG BAL             |
|                      | 02/27/2020   | bgiallor | 123          | \$150.00           | COVER NEG BAL             |
| <b>20001306</b>      |              |          |              | <b>\$0.00</b>      |                           |
| 20001307             | 02/27/2020   | bgiallor | 329          | (\$1,000.00)       | COVER ARAMARK BILL        |
|                      | 02/27/2020   | bgiallor | 635          | \$1,000.00         | COVER ARAMARK BILL        |
| <b>20001307</b>      |              |          |              | <b>\$0.00</b>      |                           |
| 20001308             | 02/27/2020   | mbrown1  | 640          | (\$2,533.45)       | TO 610 FOR MUSIC&ARTS PO  |
|                      | 02/27/2020   | mbrown1  | 610          | \$2,533.45         | TO 610 FOR MUSIC&ARTS PO  |
| <b>20001308</b>      |              |          |              | <b>\$0.00</b>      |                           |
| 20001309             | 02/27/2020   | mbrown1  | 153          | (\$1,600.00)       | TO COVER AMAZON PO-DAWN   |
|                      | 02/27/2020   | mbrown1  | 610          | \$1,600.00         | TO COVER AMAZON PO-DAWN   |
| <b>20001309</b>      |              |          |              | <b>\$0.00</b>      |                           |
| 20001310             | 02/27/2020   | jzoretic | 640          | (\$60.00)          | REGISTER READING OLYMPICS |
|                      | 02/27/2020   | jzoretic | 610          | \$60.00            | REGISTER READING OLYMPICS |
| <b>20001310</b>      |              |          |              | <b>\$0.00</b>      |                           |
| 20001311             | 02/28/2020   | mbrown1  | 153          | (\$353.67)         | TO 610 FOR AMAZON ORDER   |
|                      | 02/28/2020   | mbrown1  | 610          | \$353.67           | TO 610 FOR AMAZON ORDER   |
| <b>20001311</b>      |              |          |              | <b>\$0.00</b>      |                           |
| 20001312             | 02/27/2020   | jzoretic | 610          | (\$60.00)          | READING OLYMPIC FEE       |
|                      | 02/27/2020   | jzoretic | 640          | \$60.00            | READING OLYMPIC FEE       |
| <b>20001312</b>      |              |          |              | <b>\$0.00</b>      |                           |
| 20001313             | 02/27/2020   | ralexand | 610          | (\$225.00)         | COVER FEES                |
|                      | 02/27/2020   | ralexand | 810          | \$225.00           | COVER FEES                |
| <b>20001313</b>      |              |          |              | <b>\$0.00</b>      |                           |
| 20001314             | 02/27/2020   | ralexand | 810          | (\$75.00)          | COVER FEES                |
|                      | 02/27/2020   | ralexand | 810          | \$75.00            | COVER FEES                |
| <b>20001314</b>      |              |          |              | <b>\$0.00</b>      |                           |
| 20001315             | 02/27/2020   | ljones   | 390          | (\$109.00)         | TRANS FUNDS               |
|                      | 02/27/2020   | ljones   | 390          | \$109.00           | TRANS FUNDS               |
| <b>20001315</b>      |              |          |              | <b>\$0.00</b>      |                           |

## Budget Transfers By Period

| Journal Entry Number | Date Entered | Operator | Account Code | Transaction Amount | Transaction Description |
|----------------------|--------------|----------|--------------|--------------------|-------------------------|
| 20001316             | 02/27/2020   | ljones   | 390          | (\$142.00)         | TRANS FUNDS             |
|                      | 02/27/2020   | ljones   | 390          | \$142.00           | TRANS FUNDS             |
| <b>20001316</b>      |              |          |              | <b>\$0.00</b>      |                         |
| 20001317             | 02/27/2020   | ljones   | 390          | (\$8.24)           | TRANS BAL               |
|                      | 02/27/2020   | ljones   | 513          | \$8.24             | TRANS BAL               |
| <b>20001317</b>      |              |          |              | <b>\$0.00</b>      |                         |
| 20001318             | 02/27/2020   | ljones   | 390          | (\$82.40)          | TRANS BAL               |
|                      | 02/27/2020   | ljones   | 610          | \$82.40            | TRANS BAL               |
| <b>20001318</b>      |              |          |              | <b>\$0.00</b>      |                         |
| 20001319             | 02/27/2020   | ljones   | 390          | (\$275.00)         | TRANS BAL               |
|                      | 02/27/2020   | ljones   | 513          | \$275.00           | TRANS BAL               |
| <b>20001319</b>      |              |          |              | <b>\$0.00</b>      |                         |
| 20001320             | 02/27/2020   | ljones   | 610          | (\$19.34)          | TRANS BAL               |
|                      | 02/27/2020   | ljones   | 513          | \$19.34            | TRANS BAL               |
| <b>20001320</b>      |              |          |              | <b>\$0.00</b>      |                         |
| 20001321             | 02/27/2020   | ljones   | 610          | (\$2,983.27)       | TRANS BAL               |
|                      | 02/27/2020   | ljones   | 430          | \$2,983.27         | TRANS BAL               |
| <b>20001321</b>      |              |          |              | <b>\$0.00</b>      |                         |
| 20001322             | 02/28/2020   | skropp   | 610          | (\$65.86)          |                         |
|                      | 02/28/2020   | skropp   | 513          | \$65.86            |                         |
| <b>20001322</b>      |              |          |              | <b>\$0.00</b>      |                         |
| 20001323             | 02/28/2020   | bgiallor | 650          | (\$500.00)         | COVER REQ               |
|                      | 02/28/2020   | bgiallor | 610          | \$500.00           | COVER REQ               |
| <b>20001323</b>      |              |          |              | <b>\$0.00</b>      |                         |
| 20001324             | 02/28/2020   | msmith2  | 580          | (\$270.00)         | TRANSFER TO GUID 610    |
|                      | 02/28/2020   | msmith2  | 610          | \$270.00           | TRANSFER TO GUID 610    |
| <b>20001324</b>      |              |          |              | <b>\$0.00</b>      |                         |
| 20001325             | 02/28/2020   | msmith2  | 811          | (\$342.90)         | TRANSFER TO GUID 610    |
|                      | 02/28/2020   | msmith2  | 610          | \$342.90           | TRANSFER TO GUID 610    |
| <b>20001325</b>      |              |          |              | <b>\$0.00</b>      |                         |
| 20001326             | 02/28/2020   | mbrown1  | 153          | (\$181.28)         | TO COVER AMAZON PO SHIP |
|                      | 02/28/2020   | mbrown1  | 610          | \$181.28           | TO COVER AMAZON PO SHIP |
| <b>20001326</b>      |              |          |              | <b>\$0.00</b>      |                         |
| 20001327             | 02/28/2020   | skropp   | 390          | (\$1,121.48)       |                         |
|                      | 02/28/2020   | skropp   | 610          | \$1,121.48         |                         |
| <b>20001327</b>      |              |          |              | <b>\$0.00</b>      |                         |
| 20001328             | 02/28/2020   | skropp   | 390          | (\$1,103.44)       |                         |
|                      | 02/28/2020   | skropp   | 610          | \$1,103.44         |                         |
| <b>20001328</b>      |              |          |              | <b>\$0.00</b>      |                         |
| 20001329             | 02/28/2020   | bgiallor | 324          | (\$60.01)          | COVER REQ               |
|                      | 02/28/2020   | bgiallor | 640          | \$60.01            | COVER REQ               |
| <b>20001329</b>      |              |          |              | <b>\$0.00</b>      |                         |

## Budget Transfers By Period

| Journal Entry Number | Date Entered | Operator | Account Code | Transaction Amount | Transaction Description |
|----------------------|--------------|----------|--------------|--------------------|-------------------------|
| 20001330             | 02/28/2020   | bgiallor | 650          | (\$50.00)          | COVER REQ               |
|                      | 02/28/2020   | bgiallor | 640          | \$50.00            | COVER REQ               |
| <b>20001330</b>      |              |          |              | <b>\$0.00</b>      |                         |
| 20001331             | 02/28/2020   | sroyal   | 610          | (\$1,000.00)       |                         |
|                      | 02/28/2020   | sroyal   | 650          | \$1,000.00         |                         |
| <b>20001331</b>      |              |          |              | <b>\$0.00</b>      |                         |
| 20001332             | 02/28/2020   | scatramb | 610          | (\$500.00)         | COVER SUBS              |
|                      | 02/28/2020   | scatramb | 315          | \$500.00           | COVER SUBS              |
| <b>20001332</b>      |              |          |              | <b>\$0.00</b>      |                         |
| 20001334             | 03/02/2020   | eronayne | 610          | (\$10.00)          | TRANSFER TO 30I 810     |
|                      | 03/02/2020   | eronayne | 810          | \$10.00            | TRANSFER TO 30I 810     |
| <b>20001334</b>      |              |          |              | <b>\$0.00</b>      |                         |
| 20001336             | 03/02/2020   | bgiallor | 610          | (\$100.00)         | COVER INSIGHT #7941     |
|                      | 03/02/2020   | bgiallor | 315          | \$100.00           | COVER INSIGHT #7941     |
| <b>20001336</b>      |              |          |              | <b>\$0.00</b>      |                         |
| 20001337             | 03/02/2020   | cdoran   | 640          | (\$180.00)         | COVER INVOICE           |
|                      | 03/02/2020   | cdoran   | 390          | \$180.00           | COVER INVOICE           |
| <b>20001337</b>      |              |          |              | <b>\$0.00</b>      |                         |
| 20001338             | 03/02/2020   | sroyal   | 330          | (\$3,000.00)       |                         |
|                      | 03/02/2020   | sroyal   | 810          | \$3,000.00         |                         |
| <b>20001338</b>      |              |          |              | <b>\$0.00</b>      |                         |
| 20001339             | 03/02/2020   | mbrown1  | 513          | (\$1,000.00)       | TO COV FALSE ALARM FEE  |
|                      | 03/02/2020   | mbrown1  | 810          | \$1,000.00         | TO COV FALSE ALARM FEE  |
| <b>20001339</b>      |              |          |              | <b>\$0.00</b>      |                         |
| 20001340             | 03/02/2020   | cdoran   | 610          | (\$120.00)         | COVER TALORS REPAIR     |
|                      | 03/02/2020   | cdoran   | 430          | \$120.00           | COVER TALORS REPAIR     |
| <b>20001340</b>      |              |          |              | <b>\$0.00</b>      |                         |
| 20001341             | 03/02/2020   | smaxhime | 610          | (\$100.00)         | COVER MACGILL PO        |
|                      | 03/02/2020   | smaxhime | 610          | \$100.00           | COVER MACGILL PO        |
| <b>20001341</b>      |              |          |              | <b>\$0.00</b>      |                         |
| 20001342             | 03/02/2020   | eronayne | 513          | (\$28.58)          | TRANSFER TO 30X 580     |
|                      | 03/02/2020   | eronayne | 580          | \$28.58            | TRANSFER TO 30X 580     |
| <b>20001342</b>      |              |          |              | <b>\$0.00</b>      |                         |
| 20001343             | 03/03/2020   | cdoran   | 324          | (\$500.00)         | COVER OFFICE DEPOT      |
|                      | 03/03/2020   | cdoran   | 610          | \$500.00           | COVER OFFICE DEPOT      |
| <b>20001343</b>      |              |          |              | <b>\$0.00</b>      |                         |
| 20001344             | 03/03/2020   | kmccormi | 610          | (\$35.03)          | TO PAY TRAVEL           |
|                      | 03/03/2020   | kmccormi | 580          | \$35.03            | TO PAY TRAVEL           |
| <b>20001344</b>      |              |          |              | <b>\$0.00</b>      |                         |
| 20001345             | 03/03/2020   | eronayne | 513          | (\$407.90)         | TRANSFER TO 30X 444     |
|                      | 03/03/2020   | eronayne | 444          | \$407.90           | TRANSFER TO 30X 444     |
| <b>20001345</b>      |              |          |              | <b>\$0.00</b>      |                         |



## Budget Transfers By Period

| Journal Entry Number | Date Entered | Operator | Account Code | Transaction Amount | Transaction Description   |
|----------------------|--------------|----------|--------------|--------------------|---------------------------|
| 20001346             | 03/03/2020   | eronayne | 513          | (\$185.96)         | TRANSFER TO 30R 444       |
|                      | 03/03/2020   | eronayne | 444          | \$185.96           | TRANSFER TO 30R 444       |
| <b>20001346</b>      |              |          |              | <b>\$0.00</b>      |                           |
| 20001347             | 03/03/2020   | eronayne | 513          | (\$27.43)          | TRANSFER TO 30R 580       |
|                      | 03/03/2020   | eronayne | 580          | \$27.43            | TRANSFER TO 30R 580       |
| <b>20001347</b>      |              |          |              | <b>\$0.00</b>      |                           |
| 20001348             | 03/03/2020   | pcattin  | 610          | (\$2,741.53)       | COVER COST OF SUBS FOR PD |
|                      | 03/03/2020   | pcattin  | 315          | \$2,741.53         | COVER COST OF SUBS FOR PD |
| <b>20001348</b>      |              |          |              | <b>\$0.00</b>      |                           |
| 20001349             | 03/03/2020   | pcattin  | 610          | (\$125.00)         | COVER COST OF BC          |
|                      | 03/03/2020   | pcattin  | 123          | \$125.00           | COVER COST OF BC          |
| <b>20001349</b>      |              |          |              | <b>\$0.00</b>      |                           |
| 20001350             | 03/03/2020   | mbrown1  | 580          | (\$384.79)         | TO COVER SUBS FR HERSHEY  |
|                      | 03/03/2020   | mbrown1  | 610          | (\$119.19)         | TO COVER SUBS FR HERSHEY  |
|                      | 03/03/2020   | mbrown1  | 640          | (\$599.93)         | TO COVER SUBS FR HERSHEY  |
|                      | 03/03/2020   | mbrown1  | 610          | (\$105.70)         | TO COVER SUBS FR HERSHEY  |
|                      | 03/03/2020   | mbrown1  | 315          | \$1,209.61         | TO COVER SUBS FR HERSHEY  |
| <b>20001350</b>      |              |          |              | <b>\$0.00</b>      |                           |
| 20001351             | 03/03/2020   | cdoran   | 640          | (\$250.00)         | COVER OFFICE DEPOT        |
|                      | 03/03/2020   | cdoran   | 610          | \$250.00           | COVER OFFICE DEPOT        |
| <b>20001351</b>      |              |          |              | <b>\$0.00</b>      |                           |
| 20001352             | 03/03/2020   | bgiallor | 580          | (\$500.00)         | COVER REQ                 |
|                      | 03/03/2020   | bgiallor | 810          | \$500.00           | COVER REQ                 |
| <b>20001352</b>      |              |          |              | <b>\$0.00</b>      |                           |
| 20001353             | 03/03/2020   | bgiallor | 513          | (\$100.00)         | COVER REQ                 |
|                      | 03/03/2020   | bgiallor | 810          | \$100.00           | COVER REQ                 |
| <b>20001353</b>      |              |          |              | <b>\$0.00</b>      |                           |
| 20001354             | 03/04/2020   | cdoran   | 513          | (\$530.00)         | COVER RIDDELL             |
|                      | 03/04/2020   | cdoran   | 430          | \$530.00           | COVER RIDDELL             |
| <b>20001354</b>      |              |          |              | <b>\$0.00</b>      |                           |
| 20001355             | 03/04/2020   | cdoran   | 513          | (\$306.23)         | COVER RIDDELL             |
|                      | 03/04/2020   | cdoran   | 430          | \$306.23           | COVER RIDDELL             |
| <b>20001355</b>      |              |          |              | <b>\$0.00</b>      |                           |
| 20001356             | 03/04/2020   | cdoran   | 513          | (\$169.75)         | COVER RIDDELL             |
|                      | 03/04/2020   | cdoran   | 430          | \$169.75           | COVER RIDDELL             |
| <b>20001356</b>      |              |          |              | <b>\$0.00</b>      |                           |
| 20001357             | 03/04/2020   | ralexand | 752          | (\$200.00)         | COVER SUPPLIES            |
|                      | 03/04/2020   | ralexand | 610          | \$200.00           | COVER SUPPLIES            |
| <b>20001357</b>      |              |          |              | <b>\$0.00</b>      |                           |
| 20001358             | 03/04/2020   | ralexand | 760          | (\$337.00)         | COVER SUPPLIES            |
|                      | 03/04/2020   | ralexand | 610          | \$337.00           | COVER SUPPLIES            |
| <b>20001358</b>      |              |          |              | <b>\$0.00</b>      |                           |

## Budget Transfers By Period

| Journal Entry Number | Date Entered | Operator | Account Code | Transaction Amount | Transaction Description |
|----------------------|--------------|----------|--------------|--------------------|-------------------------|
| 20001359             | 03/04/2020   | cdoran   | 390          | (\$80.40)          | COVER BSN               |
|                      | 03/04/2020   | cdoran   | 610          | \$80.40            | COVER BSN               |
| <b>20001359</b>      |              |          |              | <b>\$0.00</b>      |                         |
| 20001360             | 03/04/2020   | cdoran   | 610          | (\$100.00)         | COVER RIDDELL           |
|                      | 03/04/2020   | cdoran   | 430          | \$100.00           | COVER RIDDELL           |
| <b>20001360</b>      |              |          |              | <b>\$0.00</b>      |                         |
| 20001361             | 03/04/2020   | cdoran   | 513          | (\$180.99)         | COVER RIDDELL           |
|                      | 03/04/2020   | cdoran   | 430          | \$180.99           | COVER RIDDELL           |
| <b>20001361</b>      |              |          |              | <b>\$0.00</b>      |                         |
| 20001362             | 03/04/2020   | cdoran   | 390          | (\$29.36)          | COVER RIDDELL           |
|                      | 03/04/2020   | cdoran   | 430          | \$29.36            | COVER RIDDELL           |
| <b>20001362</b>      |              |          |              | <b>\$0.00</b>      |                         |
| 20001363             | 03/05/2020   | mbrown1  | 153          | (\$3,663.75)       | TO SUB ACCOUNT 1110-315 |
|                      | 03/05/2020   | mbrown1  | 315          | \$3,663.75         | TO SUB ACCOUNT 1110-315 |
| <b>20001363</b>      |              |          |              | <b>\$0.00</b>      |                         |
| 20001364             | 03/05/2020   | bgiallor | 123          | (\$100.00)         | COVER REQ               |
|                      | 03/05/2020   | bgiallor | 610          | \$100.00           | COVER REQ               |
| <b>20001364</b>      |              |          |              | <b>\$0.00</b>      |                         |
| 20001365             | 03/05/2020   | bgiallor | 648          | (\$500.00)         | COVER INSIGHT #7935     |
|                      | 03/05/2020   | bgiallor | 315          | \$500.00           | COVER INSIGHT #7935     |
| <b>20001365</b>      |              |          |              | <b>\$0.00</b>      |                         |
| 20001366             | 03/05/2020   | bgiallor | 758          | (\$600.00)         | COVER REQ               |
|                      | 03/05/2020   | bgiallor | 610          | \$600.00           | COVER REQ               |
| <b>20001366</b>      |              |          |              | <b>\$0.00</b>      |                         |
| 20001367             | 03/05/2020   | daron    | 324          | (\$95.00)          |                         |
|                      | 03/05/2020   | daron    | 650          | \$95.00            |                         |
| <b>20001367</b>      |              |          |              | <b>\$0.00</b>      |                         |
| 20001368             | 03/05/2020   | ralexand | 390          | (\$100.00)         | COVER SUPPLIES          |
|                      | 03/05/2020   | ralexand | 610          | \$100.00           | COVER SUPPLIES          |
| <b>20001368</b>      |              |          |              | <b>\$0.00</b>      |                         |
| 20001369             | 03/05/2020   | ralexand | 513          | (\$100.00)         | COVER SUPPLIES          |
|                      | 03/05/2020   | ralexand | 610          | \$100.00           | COVER SUPPLIES          |
| <b>20001369</b>      |              |          |              | <b>\$0.00</b>      |                         |
| 20001370             | 03/05/2020   | ralexand | 390          | (\$300.00)         | COVER SUPPLIES          |
|                      | 03/05/2020   | ralexand | 610          | \$300.00           | COVER SUPPLIES          |
| <b>20001370</b>      |              |          |              | <b>\$0.00</b>      |                         |
| 20001371             | 03/05/2020   | pcattin  | 610          | (\$2,500.00)       | COVER COST OF BUSES     |
|                      | 03/05/2020   | pcattin  | 513          | \$2,500.00         | COVER COST OF BUSES     |
| <b>20001371</b>      |              |          |              | <b>\$0.00</b>      |                         |
| 20001373             | 03/06/2020   | eronayne | 513          | (\$39.98)          | TRANSFER TO 30X 580     |
|                      | 03/06/2020   | eronayne | 580          | \$39.98            | TRANSFER TO 30X 580     |
| <b>20001373</b>      |              |          |              | <b>\$0.00</b>      |                         |

## Budget Transfers By Period

| Journal Entry Number | Date Entered | Operator | Account Code | Transaction Amount | Transaction Description   |
|----------------------|--------------|----------|--------------|--------------------|---------------------------|
| 20001374             | 03/06/2020   | ralexand | 430          | (\$17.00)          | COVER SUPPLIES            |
|                      | 03/06/2020   | ralexand | 610          | \$17.00            | COVER SUPPLIES            |
| <b>20001374</b>      |              |          |              | <b>\$0.00</b>      |                           |
| 20001375             | 03/06/2020   | sroyal   | 610          | (\$3,000.00)       |                           |
|                      | 03/06/2020   | sroyal   | 430          | \$3,000.00         |                           |
| <b>20001375</b>      |              |          |              | <b>\$0.00</b>      |                           |
| 20001376             | 03/06/2020   | kverdi   | 610          | (\$35.00)          | TO COVER MUSIC ASSESSMENT |
|                      | 03/06/2020   | kverdi   | 810          | \$35.00            | TO COVER MUSIC ASSESSMENT |
| <b>20001376</b>      |              |          |              | <b>\$0.00</b>      |                           |
| 20001377             | 03/06/2020   | mbrown1  | 610          | (\$84.88)          | TO 640 FOR WTX COX PO     |
|                      | 03/06/2020   | mbrown1  | 640          | \$84.88            | TO 640 FOR WTX COX PO     |
| <b>20001377</b>      |              |          |              | <b>\$0.00</b>      |                           |
| 20001378             | 03/06/2020   | mbrown1  | 530          | (\$250.00)         | TO 610 FOR SUPPLIES       |
|                      | 03/06/2020   | mbrown1  | 635          | (\$150.00)         | TO 610 FOR SUPPLIES       |
|                      | 03/06/2020   | mbrown1  | 640          | (\$1.20)           | TO 610 FOR SUPPLIES       |
|                      | 03/06/2020   | mbrown1  | 811          | (\$55.00)          | TO 610 FOR SUPPLIES       |
|                      | 03/06/2020   | mbrown1  | 610          | \$456.20           | TO 610 FOR SUPPLIES       |
| <b>20001378</b>      |              |          |              | <b>\$0.00</b>      |                           |
| 20001379             | 03/06/2020   | mbrown1  | 758          | (\$500.00)         | FR 758 TO 610 FOR SUP     |
|                      | 03/06/2020   | mbrown1  | 610          | \$500.00           | FR 758 TO 610 FOR SUP     |
| <b>20001379</b>      |              |          |              | <b>\$0.00</b>      |                           |
| 20001380             | 03/06/2020   | mbrown1  | 640          | (\$69.00)          | TO 610 FOR SUPPLIES       |
|                      | 03/06/2020   | mbrown1  | 810          | (\$1,663.00)       | TO 610 FOR SUPPLIES       |
|                      | 03/06/2020   | mbrown1  | 610          | \$1,732.00         | TO 610 FOR SUPPLIES       |
| <b>20001380</b>      |              |          |              | <b>\$0.00</b>      |                           |
| 20001381             | 03/06/2020   | bgiallor | 758          | (\$250.00)         | COVER REQ                 |
|                      | 03/06/2020   | bgiallor | 610          | \$250.00           | COVER REQ                 |
| <b>20001381</b>      |              |          |              | <b>\$0.00</b>      |                           |
| 20001382             | 03/06/2020   | bgiallor | 581          | (\$350.00)         | COVER REQ                 |
|                      | 03/06/2020   | bgiallor | 610          | \$350.00           | COVER REQ                 |
| <b>20001382</b>      |              |          |              | <b>\$0.00</b>      |                           |
| 20001383             | 03/09/2020   | sroyal   | 424          | (\$310.36)         |                           |
|                      | 03/09/2020   | sroyal   | 449          | \$310.36           |                           |
| <b>20001383</b>      |              |          |              | <b>\$0.00</b>      |                           |
| 20001384             | 03/09/2020   | bgiallor | 650          | (\$173.76)         | COVER B.C.                |
|                      | 03/09/2020   | bgiallor | 123          | \$173.76           | COVER B.C.                |
| <b>20001384</b>      |              |          |              | <b>\$0.00</b>      |                           |
| 20001385             | 03/09/2020   | bgiallor | 315          | (\$121.10)         | COVER B.C.                |
|                      | 03/09/2020   | bgiallor | 123          | \$121.10           | COVER B.C.                |
| <b>20001385</b>      |              |          |              | <b>\$0.00</b>      |                           |
| 20001386             | 03/09/2020   | kmccormi | 610          | (\$75.00)          | TO PAY FEE                |
|                      | 03/09/2020   | kmccormi | 810          | \$75.00            | TO PAY FEE                |

## Budget Transfers By Period

| Journal Entry Number | Date Entered | Operator | Account Code | Transaction Amount | Transaction Description |
|----------------------|--------------|----------|--------------|--------------------|-------------------------|
| 20001386             | 03/09/2020   | kmccormi | 610          | (\$53.87)          | TO PAY FEE              |
|                      | 03/09/2020   | kmccormi | 580          | \$53.87            | TO PAY FEE              |
| <b>20001386</b>      |              |          |              | <b>\$0.00</b>      |                         |
| 20001388             | 03/09/2020   | bgiallor | 581          | (\$200.00)         | COVER REQ               |
|                      | 03/09/2020   | bgiallor | 640          | \$200.00           | COVER REQ               |
| <b>20001388</b>      |              |          |              | <b>\$0.00</b>      |                         |
| 20001389             | 03/09/2020   | sjones1  | 610          | \$0.50             |                         |
|                      | 03/09/2020   | sjones1  | 610          | (\$0.50)           |                         |
| <b>20001389</b>      |              |          |              | <b>\$0.00</b>      |                         |
| 20001390             | 03/09/2020   | ralexand | 513          | (\$110.00)         | COVER SUPPLIES          |
|                      | 03/09/2020   | ralexand | 610          | \$110.00           | COVER SUPPLIES          |
| <b>20001390</b>      |              |          |              | <b>\$0.00</b>      |                         |
| 20001391             | 03/09/2020   | bgiallor | 324          | (\$250.00)         | COVER REQ               |
|                      | 03/09/2020   | bgiallor | 610          | \$250.00           | COVER REQ               |
| <b>20001391</b>      |              |          |              | <b>\$0.00</b>      |                         |
| 20001392             | 03/09/2020   | scatramb | 610          | (\$400.00)         | COVER NEG BAL           |
|                      | 03/09/2020   | scatramb | 640          | \$400.00           | COVER NEG BAL           |
| <b>20001392</b>      |              |          |              | <b>\$0.00</b>      |                         |
| 20001394             | 03/10/2020   | clee     | 438          | (\$60.00)          | BUDGET TR               |
|                      | 03/10/2020   | clee     | 530          | \$60.00            | BUDGET TR               |
| <b>20001394</b>      |              |          |              | <b>\$0.00</b>      |                         |
| 20001395             | 03/10/2020   | eronayne | 610          | (\$75.00)          | TRANSFER TO 30X 810     |
|                      | 03/10/2020   | eronayne | 810          | \$75.00            | TRANSFER TO 30X 810     |
| <b>20001395</b>      |              |          |              | <b>\$0.00</b>      |                         |
| 20001396             | 03/10/2020   | bgiallor | 315          | (\$150.00)         | COVER REQ               |
|                      | 03/10/2020   | bgiallor | 640          | \$150.00           | COVER REQ               |
| <b>20001396</b>      |              |          |              | <b>\$0.00</b>      |                         |
| 20001397             | 03/10/2020   | nkelly   | 315          | (\$20.09)          | COVER SHORTAGE          |
|                      | 03/10/2020   | nkelly   | 153          | \$20.09            | COVER SHORTAGE          |
| <b>20001397</b>      |              |          |              | <b>\$0.00</b>      |                         |
| 20001399             | 03/10/2020   | msmith2  | 580          | (\$730.39)         | TRANSFER TO MARKET 580  |
|                      | 03/10/2020   | msmith2  | 580          | \$730.39           | TRANSFER TO MARKET 580  |
| <b>20001399</b>      |              |          |              | <b>\$0.00</b>      |                         |
| 20001400             | 03/10/2020   | mbrown1  | 430          | (\$1,099.00)       | TO 610 FOR M&A PO       |
|                      | 03/10/2020   | mbrown1  | 640          | (\$466.55)         | TO 610 FOR M&A PO       |
|                      | 03/10/2020   | mbrown1  | 610          | \$1,565.55         | TO 610 FOR M&A PO       |
| <b>20001400</b>      |              |          |              | <b>\$0.00</b>      |                         |
| 20001401             | 03/10/2020   | jmatthew | 581          | \$365.52           | XFER PER S. MISSETT     |
|                      | 03/10/2020   | jmatthew | 610          | (\$365.52)         | XFER PER S. MISSETT     |
| <b>20001401</b>      |              |          |              | <b>\$0.00</b>      |                         |

## Budget Transfers By Period

| Journal Entry Number | Date Entered | Operator | Account Code | Transaction Amount | Transaction Description |
|----------------------|--------------|----------|--------------|--------------------|-------------------------|
| 20001402             | 03/10/2020   | nkelly   | 581          | (\$200.00)         | COVER SHORTAGE          |
|                      | 03/10/2020   | nkelly   | 640          | \$200.00           | COVER SHORTAGE          |
| <b>20001402</b>      |              |          |              | <b>\$0.00</b>      |                         |
| 20001403             | 03/11/2020   | msmith2  | 610          | (\$8.28)           | TRANSFER TO 640         |
|                      | 03/11/2020   | msmith2  | 640          | \$8.28             | TRANSFER TO 640         |
| <b>20001403</b>      |              |          |              | <b>\$0.00</b>      |                         |
| 20001405             | 03/11/2020   | sjones1  | 610          | (\$218.15)         |                         |
|                      | 03/11/2020   | sjones1  | 610          | \$218.15           |                         |
| <b>20001405</b>      |              |          |              | <b>\$0.00</b>      |                         |
| 20001406             | 03/11/2020   | sjones1  | 610          | (\$0.01)           |                         |
|                      | 03/11/2020   | sjones1  | 610          | \$0.01             |                         |
| <b>20001406</b>      |              |          |              | <b>\$0.00</b>      |                         |
| 20001407             | 03/11/2020   | mbrown1  | 752          | (\$1,689.16)       | TO 610 FOR AMAZON PO    |
|                      | 03/11/2020   | mbrown1  | 610          | \$1,689.16         | TO 610 FOR AMAZON PO    |
| <b>20001407</b>      |              |          |              | <b>\$0.00</b>      |                         |
| 20001408             | 03/11/2020   | mbrown1  | 430          | (\$750.00)         | TO 610 TO COVER PO'S    |
|                      | 03/11/2020   | mbrown1  | 650          | (\$250.00)         | TO 610 TO COVER PO'S    |
|                      | 03/11/2020   | mbrown1  | 610          | \$1,000.00         | TO 610 TO COVER PO'S    |
| <b>20001408</b>      |              |          |              | <b>\$0.00</b>      |                         |
| 20001409             | 03/11/2020   | kmccormi | 513          | (\$154.87)         | TO PAY BUS BILLS        |
|                      | 03/11/2020   | kmccormi | 513          | \$154.87           | TO PAY BUS BILLS        |
|                      | 03/11/2020   | kmccormi | 513          | (\$286.34)         | TO PAY BUS BILLS        |
|                      | 03/11/2020   | kmccormi | 513          | \$286.34           | TO PAY BUS BILLS        |
|                      | 03/11/2020   | kmccormi | 513          | (\$246.60)         | TO PAY BUS BILLS        |
|                      | 03/11/2020   | kmccormi | 513          | \$246.60           | TO PAY BUS BILLS        |
| <b>20001409</b>      |              |          |              | <b>\$0.00</b>      |                         |
| 20001410             | 03/12/2020   | skropp   | 513          | (\$1,094.69)       |                         |
|                      | 03/12/2020   | skropp   | 581          | \$1,094.69         |                         |
| <b>20001410</b>      |              |          |              | <b>\$0.00</b>      |                         |
| 20001411             | 03/12/2020   | bgiallor | 811          | (\$100.00)         | COVER REQ               |
|                      | 03/12/2020   | bgiallor | 610          | \$100.00           | COVER REQ               |
| <b>20001411</b>      |              |          |              | <b>\$0.00</b>      |                         |
| 20001412             | 03/12/2020   | skropp   | 513          | (\$15.00)          |                         |
|                      | 03/12/2020   | skropp   | 610          | \$15.00            |                         |
| <b>20001412</b>      |              |          |              | <b>\$0.00</b>      |                         |
| 20001413             | 03/12/2020   | skropp   | 810          | (\$0.30)           |                         |
|                      | 03/12/2020   | skropp   | 610          | \$0.30             |                         |
| <b>20001413</b>      |              |          |              | <b>\$0.00</b>      |                         |
| 20001414             | 03/12/2020   | skropp   | 810          | (\$2.50)           |                         |
|                      | 03/12/2020   | skropp   | 513          | \$2.50             |                         |
| <b>20001414</b>      |              |          |              | <b>\$0.00</b>      |                         |

## Budget Transfers By Period

| Journal Entry Number | Date Entered | Operator | Account Code | Transaction Amount | Transaction Description |
|----------------------|--------------|----------|--------------|--------------------|-------------------------|
| 20001415             | 03/12/2020   | skropp   | 610          | (\$185.01)         |                         |
|                      | 03/12/2020   | skropp   | 513          | \$185.01           |                         |
| <b>20001415</b>      |              |          |              | <b>\$0.00</b>      |                         |
| 20001416             | 03/12/2020   | skropp   | 513          | (\$659.55)         |                         |
|                      | 03/12/2020   | skropp   | 513          | \$659.55           |                         |
| <b>20001416</b>      |              |          |              | <b>\$0.00</b>      |                         |
| 20001417             | 03/12/2020   | skropp   | 810          | (\$130.37)         |                         |
|                      | 03/12/2020   | skropp   | 513          | \$130.37           |                         |
| <b>20001417</b>      |              |          |              | <b>\$0.00</b>      |                         |
| 20001418             | 03/12/2020   | skropp   | 513          | (\$341.75)         |                         |
|                      | 03/12/2020   | skropp   | 513          | \$341.75           |                         |
| <b>20001418</b>      |              |          |              | <b>\$0.00</b>      |                         |
| 20001419             | 03/12/2020   | skropp   | 513          | (\$284.08)         |                         |
|                      | 03/12/2020   | skropp   | 513          | \$284.08           |                         |
| <b>20001419</b>      |              |          |              | <b>\$0.00</b>      |                         |
| 20001420             | 03/12/2020   | skropp   | 444          | (\$77.00)          |                         |
|                      | 03/12/2020   | skropp   | 513          | \$77.00            |                         |
| <b>20001420</b>      |              |          |              | <b>\$0.00</b>      |                         |
| 20001421             | 03/12/2020   | skropp   | 810          | (\$32.13)          |                         |
|                      | 03/12/2020   | skropp   | 513          | \$32.13            |                         |
| <b>20001421</b>      |              |          |              | <b>\$0.00</b>      |                         |
| 20001422             | 03/12/2020   | skropp   | 390          | (\$20.00)          |                         |
|                      | 03/12/2020   | skropp   | 513          | \$20.00            |                         |
| <b>20001422</b>      |              |          |              | <b>\$0.00</b>      |                         |
| 20001423             | 03/12/2020   | skropp   | 610          | (\$100.00)         |                         |
|                      | 03/12/2020   | skropp   | 513          | \$100.00           |                         |
| <b>20001423</b>      |              |          |              | <b>\$0.00</b>      |                         |
| 20001424             | 03/12/2020   | eronayne | 513          | (\$29.06)          | TRANSFER TO 30B 513     |
|                      | 03/12/2020   | eronayne | 513          | \$29.06            | TRANSFER TO 30B 513     |
| <b>20001424</b>      |              |          |              | <b>\$0.00</b>      |                         |
| 20001425             | 03/12/2020   | eronayne | 513          | (\$151.52)         | TRANSFER TO 30C 513     |
|                      | 03/12/2020   | eronayne | 513          | \$151.52           | TRANSFER TO 30C 513     |
| <b>20001425</b>      |              |          |              | <b>\$0.00</b>      |                         |
| 20001426             | 03/12/2020   | eronayne | 513          | (\$353.28)         | TRANSFER TO 30G 513     |
|                      | 03/12/2020   | eronayne | 513          | \$353.28           | TRANSFER TO 30G 513     |
| <b>20001426</b>      |              |          |              | <b>\$0.00</b>      |                         |
| 20001427             | 03/12/2020   | lteodoro | 569          | (\$468.17)         | SUMMER TO CYBER BUDGET  |
|                      | 03/12/2020   | lteodoro | 123          | \$468.17           | SUMMER TO CYBER BUDGET  |
|                      | 03/12/2020   | lteodoro | 569          | (\$2,000.00)       | SUMMER TO CYBER BUDGET  |
|                      | 03/12/2020   | lteodoro | 123          | \$2,000.00         | SUMMER TO CYBER BUDGET  |
| <b>20001427</b>      |              |          |              | <b>\$0.00</b>      |                         |

## Budget Transfers By Period

| Journal Entry Number | Date Entered | Operator | Account Code | Transaction Amount | Transaction Description |
|----------------------|--------------|----------|--------------|--------------------|-------------------------|
| 20001428             | 03/12/2020   | eronayne | 513          | (\$154.87)         | TRANSFER TO 302 513     |
|                      | 03/12/2020   | eronayne | 513          | \$154.87           | TRANSFER TO 302 513     |
| <b>20001428</b>      |              |          |              | <b>\$0.00</b>      |                         |
| 20001429             | 03/12/2020   | eronayne | 513          | (\$47.91)          | TRANSFER TO 30H 513     |
|                      | 03/12/2020   | eronayne | 513          | \$47.91            | TRANSFER TO 30H 513     |
| <b>20001429</b>      |              |          |              | <b>\$0.00</b>      |                         |
| 20001430             | 03/12/2020   | eronayne | 513          | (\$802.91)         | TRANSFER TO 30H 513     |
|                      | 03/12/2020   | eronayne | 513          | \$802.91           | TRANSFER TO 30H 513     |
| <b>20001430</b>      |              |          |              | <b>\$0.00</b>      |                         |
| 20001431             | 03/12/2020   | skropp   | 610          | (\$502.12)         |                         |
|                      | 03/12/2020   | skropp   | 513          | \$502.12           |                         |
| <b>20001431</b>      |              |          |              | <b>\$0.00</b>      |                         |
| 20001432             | 03/12/2020   | bgiallor | 581          | (\$100.00)         | COVER REQ               |
|                      | 03/12/2020   | bgiallor | 635          | \$100.00           | COVER REQ               |
| <b>20001432</b>      |              |          |              | <b>\$0.00</b>      |                         |
| 20001433             | 03/13/2020   | bgiallor | 581          | (\$100.00)         | COVER B.C.              |
|                      | 03/13/2020   | bgiallor | 123          | \$100.00           | COVER B.C.              |
| <b>20001433</b>      |              |          |              | <b>\$0.00</b>      |                         |
| 20001434             | 03/13/2020   | eronayne | 513          | (\$266.96)         | TRANSFER TO 30I 513     |
|                      | 03/13/2020   | eronayne | 513          | \$266.96           | TRANSFER TO 30I 513     |
| <b>20001434</b>      |              |          |              | <b>\$0.00</b>      |                         |
| 20001435             | 03/13/2020   | eronayne | 513          | (\$266.95)         | TRANSFER TO 30G 513     |
|                      | 03/13/2020   | eronayne | 513          | \$266.95           | TRANSFER TO 30G 513     |
| <b>20001435</b>      |              |          |              | <b>\$0.00</b>      |                         |
| 20001436             | 03/13/2020   | mbrown1  | 752          | (\$36.38)          | TO 610 FOR AMAZON PO    |
|                      | 03/13/2020   | mbrown1  | 610          | \$36.38            | TO 610 FOR AMAZON PO    |
| <b>20001436</b>      |              |          |              | <b>\$0.00</b>      |                         |
| 20001437             | 03/13/2020   | eronayne | 513          | (\$241.02)         | TRANSFER TO 30I 513     |
|                      | 03/13/2020   | eronayne | 513          | \$241.02           | TRANSFER TO 30I 513     |
| <b>20001437</b>      |              |          |              | <b>\$0.00</b>      |                         |
| 20001438             | 03/13/2020   | bgiallor | 581          | (\$200.00)         | COVER INSIGHT #8034     |
|                      | 03/13/2020   | bgiallor | 315          | \$200.00           | COVER INSIGHT #8034     |
| <b>20001438</b>      |              |          |              | <b>\$0.00</b>      |                         |
| 20001439             | 03/13/2020   | msmith2  | 640          | (\$61.38)          | TRANSFER TO 610         |
|                      | 03/13/2020   | msmith2  | 610          | \$61.38            | TRANSFER TO 610         |
| <b>20001439</b>      |              |          |              | <b>\$0.00</b>      |                         |
| 20001440             | 03/13/2020   | bgiallor | 430          | (\$59.97)          | COVER REQ               |
|                      | 03/13/2020   | bgiallor | 610          | \$59.97            | COVER REQ               |
| <b>20001440</b>      |              |          |              | <b>\$0.00</b>      |                         |
| 20001441             | 03/16/2020   | mbrown1  | 752          | (\$2,500.00)       | TO PAY SUB INVOICES     |
|                      | 03/16/2020   | mbrown1  | 315          | \$2,500.00         | TO PAY SUB INVOICES     |
| <b>20001441</b>      |              |          |              | <b>\$0.00</b>      |                         |

## Budget Transfers By Period

| Journal Entry Number | Date Entered | Operator | Account Code | Transaction Amount | Transaction Description   |
|----------------------|--------------|----------|--------------|--------------------|---------------------------|
| 20001442             | 03/16/2020   | mbrown1  | 640          | (\$1,000.00)       | TO 610 FOR SUPPLIES       |
|                      | 03/16/2020   | mbrown1  | 610          | \$1,000.00         | TO 610 FOR SUPPLIES       |
| <b>20001442</b>      |              |          |              | <b>\$0.00</b>      |                           |
| 20001443             | 03/23/2020   | kmccormi | 610          | (\$63.00)          | TO PAY ASSIGNOR FEE       |
|                      | 03/23/2020   | kmccormi | 810          | \$63.00            | TO PAY ASSIGNOR FEE       |
| <b>20001443</b>      |              |          |              | <b>\$0.00</b>      |                           |
| 20001445             | 03/23/2020   | smaxhime | 153          | (\$20.00)          | CVR NEGATIVE BALANCE      |
|                      | 03/23/2020   | smaxhime | 153          | \$20.00            | CVR NEGATIVE BALANCE      |
| <b>20001445</b>      |              |          |              | <b>\$0.00</b>      |                           |
| 20001446             | 04/06/2020   | mbrown1  | 530          | (\$4,000.00)       | TO 123 ACCT FOR PAYROLL   |
|                      | 04/06/2020   | mbrown1  | 123          | \$4,000.00         | TO 123 ACCT FOR PAYROLL   |
| <b>20001446</b>      |              |          |              | <b>\$0.00</b>      |                           |
| 20001447             | 04/06/2020   | mbrown1  | 610          | (\$300.00)         | TO 640 FOR QUEST SUB      |
|                      | 04/06/2020   | mbrown1  | 640          | \$300.00           | TO 640 FOR QUEST SUB      |
| <b>20001447</b>      |              |          |              | <b>\$0.00</b>      |                           |
| 20001448             | 04/06/2020   | kmccormi | 513          | (\$4,000.00)       | TO PAY INVOICE            |
|                      | 04/06/2020   | kmccormi | 810          | \$4,000.00         | TO PAY INVOICE            |
| <b>20001448</b>      |              |          |              | <b>\$0.00</b>      |                           |
| 20001450             | 04/06/2020   | msmith2  | 650          | (\$726.00)         | TRANSFER TO PE 610        |
|                      | 04/06/2020   | msmith2  | 610          | \$726.00           | TRANSFER TO PE 610        |
| <b>20001450</b>      |              |          |              | <b>\$0.00</b>      |                           |
| 20001451             | 04/06/2020   | msmith2  | 610          | (\$239.10)         | TRANSFER TO PE 610        |
|                      | 04/06/2020   | msmith2  | 610          | \$239.10           | TRANSFER TO PE 610        |
| <b>20001451</b>      |              |          |              | <b>\$0.00</b>      |                           |
| 20001452             | 04/06/2020   | msmith2  | 430          | (\$500.00)         | TRANSFER TO PE 610        |
|                      | 04/06/2020   | msmith2  | 610          | \$500.00           | TRANSFER TO PE 610        |
| <b>20001452</b>      |              |          |              | <b>\$0.00</b>      |                           |
| 20001453             | 04/06/2020   | msmith2  | 640          | (\$100.00)         | TRANSFER TO PE 610        |
|                      | 04/06/2020   | msmith2  | 610          | \$100.00           | TRANSFER TO PE 610        |
| <b>20001453</b>      |              |          |              | <b>\$0.00</b>      |                           |
| 20001454             | 04/06/2020   | msmith2  | 640          | (\$298.76)         | TRANSFER TO LS 610        |
|                      | 04/06/2020   | msmith2  | 610          | \$298.76           | TRANSFER TO LS 610        |
| <b>20001454</b>      |              |          |              | <b>\$0.00</b>      |                           |
| 20001455             | 04/06/2020   | msmith2  | 513          | (\$2,800.00)       | TRANSFER TO MANAGER 610   |
|                      | 04/06/2020   | msmith2  | 610          | \$2,800.00         | TRANSFER TO MANAGER 610   |
| <b>20001455</b>      |              |          |              | <b>\$0.00</b>      |                           |
| 20001456             | 04/06/2020   | msmith2  | 513          | (\$2,295.39)       | TRANSFER TO F. MANAGER 61 |
|                      | 04/06/2020   | msmith2  | 610          | \$2,295.39         | TRANSFER TO F. MANAGER 61 |
| <b>20001456</b>      |              |          |              | <b>\$0.00</b>      |                           |
| 20001457             | 04/06/2020   | msmith2  | 513          | (\$4,233.04)       | TRANSFER TO F. MANAGER    |
|                      | 04/06/2020   | msmith2  | 610          | \$4,233.04         | TRANSFER TO F. MANAGER    |
| <b>20001457</b>      |              |          |              | <b>\$0.00</b>      |                           |



## Budget Transfers By Period

| Journal Entry Number | Date Entered | Operator | Account Code | Transaction Amount | Transaction Description   |
|----------------------|--------------|----------|--------------|--------------------|---------------------------|
| 20001458             | 04/06/2020   | msmith2  | 513          | (\$2,000.00)       | TRANSFER TO F. MANAGER 61 |
|                      | 04/06/2020   | msmith2  | 610          | \$2,000.00         | TRANSFER TO F. MANAGER 61 |
| <b>20001458</b>      |              |          |              | <b>\$0.00</b>      |                           |
| 20001459             | 04/06/2020   | msmith2  | 513          | (\$2,445.13)       | TRANSFER TO F. MANAGER    |
|                      | 04/06/2020   | msmith2  | 610          | \$2,445.13         | TRANSFER TO F. MANAGER    |
| <b>20001459</b>      |              |          |              | <b>\$0.00</b>      |                           |
| 20001460             | 04/06/2020   | msmith2  | 513          | (\$4,233.05)       | TRANSFER TO F. MANAGER 61 |
|                      | 04/06/2020   | msmith2  | 610          | \$4,233.05         | TRANSFER TO F. MANAGER 61 |
| <b>20001460</b>      |              |          |              | <b>\$0.00</b>      |                           |
| 20001461             | 04/06/2020   | amcveigh | 640          | (\$179.82)         | TO COVER EXPENSE          |
|                      | 04/06/2020   | amcveigh | 610          | \$179.82           | TO COVER EXPENSE          |
| <b>20001461</b>      |              |          |              | <b>\$0.00</b>      |                           |
| 20001462             | 04/07/2020   | sryan2   | 650          | (\$4,097.96)       | LIBRARY BUDGET TRANS      |
|                      | 04/07/2020   | sryan2   | 811          | (\$200.00)         | LIBRARY BUDGET TRANS      |
|                      | 04/07/2020   | sryan2   | 640          | \$1,222.28         | LIBRARY BUDGET TRANS      |
|                      | 04/07/2020   | sryan2   | 610          | \$2,875.68         | LIBRARY BUDGET TRANS      |
|                      | 04/07/2020   | sryan2   | 610          | \$200.00           | LIBRARY BUDGET TRANS      |
| <b>20001462</b>      |              |          |              | <b>\$0.00</b>      |                           |
| 20001463             | 04/13/2020   | kmccormi | 513          | (\$588.24)         | SENIOR AWARDS             |
|                      | 04/13/2020   | kmccormi | 610          | \$588.24           | SENIOR AWARDS             |
|                      | 04/13/2020   | kmccormi | 513          | (\$1,714.19)       | SENIOR AWARDS             |
|                      | 04/13/2020   | kmccormi | 610          | \$1,714.19         | SENIOR AWARDS             |
|                      | 04/13/2020   | kmccormi | 513          | (\$2,500.00)       | SENIOR AWARDS             |
|                      | 04/13/2020   | kmccormi | 610          | \$2,500.00         | SENIOR AWARDS             |
|                      | 04/13/2020   | kmccormi | 513          | (\$2,500.00)       | SENIOR AWARDS             |
|                      | 04/13/2020   | kmccormi | 610          | \$2,500.00         | SENIOR AWARDS             |
|                      | 04/13/2020   | kmccormi | 513          | (\$2,000.00)       | SENIOR AWARDS             |
|                      | 04/13/2020   | kmccormi | 610          | \$2,000.00         | SENIOR AWARDS             |
|                      | 04/13/2020   | kmccormi | 513          | (\$1,868.53)       | SENIOR AWARDS             |
|                      | 04/13/2020   | kmccormi | 610          | \$1,868.53         | SENIOR AWARDS             |
|                      | 04/13/2020   | kmccormi | 513          | (\$1,750.00)       | SENIOR AWARDS             |
|                      | 04/13/2020   | kmccormi | 610          | \$1,750.00         | SENIOR AWARDS             |
|                      | 04/13/2020   | kmccormi | 513          | (\$2,000.00)       | SENIOR AWARDS             |
|                      | 04/13/2020   | kmccormi | 610          | \$2,000.00         | SENIOR AWARDS             |
|                      | 04/13/2020   | kmccormi | 513          | (\$518.57)         | SENIOR AWARDS             |
|                      | 04/13/2020   | kmccormi | 610          | \$518.57           | SENIOR AWARDS             |
| <b>20001463</b>      |              |          |              | <b>\$0.00</b>      |                           |
| 20001464             | 04/13/2020   | kmccormi | 610          | (\$2,509.13)       | SENIOR AWARDS             |
|                      | 04/13/2020   | kmccormi | 610          | \$2,509.13         | SENIOR AWARDS             |
| <b>20001464</b>      |              |          |              | <b>\$0.00</b>      |                           |

## Budget Transfers By Period

| Journal Entry Number | Date Entered | Operator | Account Code | Transaction Amount | Transaction Description |
|----------------------|--------------|----------|--------------|--------------------|-------------------------|
| 20001465             | 04/13/2020   | msmith2  | 610          | (\$1,586.66)       | TRANSFER TO 810 - 30S   |
|                      | 04/13/2020   | msmith2  | 810          | \$1,586.66         | TRANSFER TO 810 - 30S   |
| <b>20001465</b>      |              |          |              | <b>\$0.00</b>      |                         |
| 20001466             | 04/13/2020   | msmith2  | 610          | (\$154.87)         | TRANSFER TO BTEN 513    |
|                      | 04/13/2020   | msmith2  | 513          | \$154.87           | TRANSFER TO BTEN 513    |
| <b>20001466</b>      |              |          |              | <b>\$0.00</b>      |                         |
| 20001467             | 04/13/2020   | msmith2  | 610          | (\$392.10)         | TRANSFER TO CHEER 513   |
|                      | 04/13/2020   | msmith2  | 513          | \$392.10           | TRANSFER TO CHEER 513   |
| <b>20001467</b>      |              |          |              | <b>\$0.00</b>      |                         |
| 20001468             | 04/13/2020   | msmith2  | 610          | (\$73.50)          | TRANSFER TO 30S 810     |
|                      | 04/13/2020   | msmith2  | 810          | \$73.50            | TRANSFER TO 30S 810     |
| <b>20001468</b>      |              |          |              | <b>\$0.00</b>      |                         |
| 20001469             | 04/13/2020   | msmith2  | 513          | (\$154.87)         | TRANSFER TO 30T - 513   |
|                      | 04/13/2020   | msmith2  | 513          | \$154.87           | TRANSFER TO 30T - 513   |
| <b>20001469</b>      |              |          |              | <b>\$0.00</b>      |                         |
| 20001470             | 04/13/2020   | msmith2  | 513          | (\$392.10)         | TRANSFER TO 30A -513    |
|                      | 04/13/2020   | msmith2  | 513          | \$392.10           | TRANSFER TO 30A -513    |
| <b>20001470</b>      |              |          |              | <b>\$0.00</b>      |                         |
| 20001471             | 04/13/2020   | msmith2  | 610          | (\$504.61)         | TRANSFER TO 30L 513     |
|                      | 04/13/2020   | msmith2  | 513          | \$504.61           | TRANSFER TO 30L 513     |
| <b>20001471</b>      |              |          |              | <b>\$0.00</b>      |                         |
| 20001472             | 04/13/2020   | msmith2  | 610          | (\$154.87)         | TRANSFER TO 30T 513     |
|                      | 04/13/2020   | msmith2  | 513          | \$154.87           | TRANSFER TO 30T 513     |
| <b>20001472</b>      |              |          |              | <b>\$0.00</b>      |                         |
| 20001473             | 04/13/2020   | msmith2  | 513          | (\$2,807.90)       | TRANSFER TO 30S 610     |
|                      | 04/13/2020   | msmith2  | 610          | \$2,807.90         | TRANSFER TO 30S 610     |
| <b>20001473</b>      |              |          |              | <b>\$0.00</b>      |                         |
| 20001474             | 04/13/2020   | ljones   | 580          | \$14.38            | NEG BAL                 |
|                      | 04/13/2020   | ljones   | 610          | (\$14.38)          | NEG BAL                 |
| <b>20001474</b>      |              |          |              | <b>\$0.00</b>      |                         |
| 20001475             | 04/13/2020   | ljones   | 153          | \$0.76             | NEG BAL                 |
|                      | 04/13/2020   | ljones   | 640          | (\$0.76)           | NEG BAL                 |
| <b>20001475</b>      |              |          |              | <b>\$0.00</b>      |                         |
| 20001476             | 04/13/2020   | kmccormi | 610          | (\$287.00)         | TO PAY BUS BILLS        |
|                      | 04/13/2020   | kmccormi | 513          | \$287.00           | TO PAY BUS BILLS        |
|                      | 04/13/2020   | kmccormi | 610          | (\$271.22)         | TO PAY BUS BILLS        |
|                      | 04/13/2020   | kmccormi | 513          | \$271.22           | TO PAY BUS BILLS        |
|                      | 04/13/2020   | kmccormi | 610          | (\$154.87)         | TO PAY BUS BILLS        |
|                      | 04/13/2020   | kmccormi | 513          | \$154.87           | TO PAY BUS BILLS        |
|                      | 04/13/2020   | kmccormi | 610          | (\$256.13)         | TO PAY BUS BILLS        |
|                      | 04/13/2020   | kmccormi | 513          | \$256.13           | TO PAY BUS BILLS        |
| <b>20001476</b>      |              |          |              | <b>\$0.00</b>      |                         |

## Budget Transfers By Period

| Journal Entry Number | Date Entered | Operator | Account Code | Transaction Amount | Transaction Description |
|----------------------|--------------|----------|--------------|--------------------|-------------------------|
| 20001478             | 04/14/2020   | clee     | 438          | (\$1,000.00)       | BDUGET TR               |
|                      | 04/14/2020   | clee     | 650          | \$1,000.00         | BDUGET TR               |
|                      | 04/14/2020   | clee     | 438          | (\$100.00)         | BDUGET TR               |
|                      | 04/14/2020   | clee     | 530          | \$100.00           | BDUGET TR               |
| <b>20001478</b>      |              |          |              | <b>\$0.00</b>      |                         |
| 20001479             | 04/16/2020   | kmccormi | 610          | (\$3,000.00)       | TO PAY INVOICE          |
|                      | 04/16/2020   | kmccormi | 810          | \$3,000.00         | TO PAY INVOICE          |
| <b>20001479</b>      |              |          |              | <b>\$0.00</b>      |                         |
| 20001480             | 04/16/2020   | lteodoro | 330          | (\$3,500.00)       | CYBER INDUCTION         |
|                      | 04/16/2020   | lteodoro | 315          | \$3,500.00         | CYBER INDUCTION         |
| <b>20001480</b>      |              |          |              | <b>\$0.00</b>      |                         |
| 20001481             | 04/16/2020   | daron    | 580          | (\$956.00)         |                         |
|                      | 04/16/2020   | daron    | 581          | \$956.00           |                         |
| <b>20001481</b>      |              |          |              | <b>\$0.00</b>      |                         |
| 20001482             | 04/17/2020   | skropp   | 513          | (\$2,785.00)       |                         |
|                      | 04/17/2020   | skropp   | 810          | \$2,785.00         |                         |
| <b>20001482</b>      |              |          |              | <b>\$0.00</b>      |                         |
| 20001483             | 04/17/2020   | skropp   | 513          | (\$2,000.00)       |                         |
|                      | 04/17/2020   | skropp   | 810          | \$2,000.00         |                         |
| <b>20001483</b>      |              |          |              | <b>\$0.00</b>      |                         |
| 20001484             | 04/17/2020   | skropp   | 513          | (\$3,199.40)       |                         |
|                      | 04/17/2020   | skropp   | 610          | \$3,199.40         |                         |
| <b>20001484</b>      |              |          |              | <b>\$0.00</b>      |                         |
| 20001485             | 04/17/2020   | skropp   | 513          | (\$1,006.00)       |                         |
|                      | 04/17/2020   | skropp   | 610          | \$1,006.00         |                         |
| <b>20001485</b>      |              |          |              | <b>\$0.00</b>      |                         |
| 20001487             | 04/20/2020   | msmith2  | 610          | (\$1,428.00)       | TRANSFER O 810          |
|                      | 04/20/2020   | msmith2  | 810          | \$1,428.00         | TRANSFER O 810          |
| <b>20001487</b>      |              |          |              | <b>\$0.00</b>      |                         |
| 20001488             | 04/20/2020   | mbrown1  | 580          | (\$500.00)         | TO 1100-24 610          |
|                      | 04/20/2020   | mbrown1  | 610          | (\$559.87)         | TO 1100-24 610          |
|                      | 04/20/2020   | mbrown1  | 650          | (\$1,100.00)       | TO 1100-24 610          |
|                      | 04/20/2020   | mbrown1  | 810          | (\$300.00)         | TO 1100-24 610          |
|                      | 04/20/2020   | mbrown1  | 811          | (\$54.00)          | TO 1100-24 610          |
|                      | 04/20/2020   | mbrown1  | 324          | \$2,513.87         | TO 1100-24 610          |
| <b>20001488</b>      |              |          |              | <b>\$0.00</b>      |                         |
| 20001489             | 04/20/2020   | mbrown1  | 610          | (\$463.05)         | CLEAR ALL ACCTS         |
|                      | 04/20/2020   | mbrown1  | 610          | (\$798.50)         | CLEAR ALL ACCTS         |
|                      | 04/20/2020   | mbrown1  | 610          | (\$263.13)         | CLEAR ALL ACCTS         |
|                      | 04/20/2020   | mbrown1  | 610          | (\$514.26)         | CLEAR ALL ACCTS         |

## Budget Transfers By Period

| Journal Entry Number | Date Entered | Operator | Account Code | Transaction Amount | Transaction Description |
|----------------------|--------------|----------|--------------|--------------------|-------------------------|
| 20001489             | 04/20/2020   | mbrown1  | 610          | (\$348.33)         | CLEAR ALL ACCTS         |
|                      | 04/20/2020   | mbrown1  | 324          | \$2,387.27         | CLEAR ALL ACCTS         |
| <b>20001489</b>      |              |          |              | <b>\$0.00</b>      |                         |
| 20001490             | 04/20/2020   | sryan2   | 610          | (\$1,587.00)       | ATHLETICS TRANSFER      |
|                      | 04/20/2020   | sryan2   | 810          | \$1,587.00         | ATHLETICS TRANSFER      |
| <b>20001490</b>      |              |          |              | <b>\$0.00</b>      |                         |
| 20001491             | 04/20/2020   | mbrown1  | 610          | (\$1,187.70)       | CLEAR ALL ACCTS         |
|                      | 04/20/2020   | mbrown1  | 640          | (\$2,789.92)       | CLEAR ALL ACCTS         |
|                      | 04/20/2020   | mbrown1  | 810          | (\$300.00)         | CLEAR ALL ACCTS         |
|                      | 04/20/2020   | mbrown1  | 811          | (\$300.00)         | CLEAR ALL ACCTS         |
|                      | 04/20/2020   | mbrown1  | 324          | \$4,577.62         | CLEAR ALL ACCTS         |
| <b>20001491</b>      |              |          |              | <b>\$0.00</b>      |                         |
| 20001492             | 04/20/2020   | mbrown1  | 610          | (\$2,149.42)       | SPED BALANCE            |
|                      | 04/20/2020   | mbrown1  | 580          | (\$2,480.00)       | SPED BALANCE            |
|                      | 04/20/2020   | mbrown1  | 610          | (\$794.03)         | SPED BALANCE            |
|                      | 04/20/2020   | mbrown1  | 811          | (\$230.00)         | SPED BALANCE            |
|                      | 04/20/2020   | mbrown1  | 324          | \$5,653.45         | SPED BALANCE            |
| <b>20001492</b>      |              |          |              | <b>\$0.00</b>      |                         |
| 20001493             | 04/20/2020   | mbrown1  | 610          | (\$56.19)          | TECH ED BALANCE         |
|                      | 04/20/2020   | mbrown1  | 610          | (\$195.71)         | TECH ED BALANCE         |
|                      | 04/20/2020   | mbrown1  | 640          | (\$250.00)         | TECH ED BALANCE         |
|                      | 04/20/2020   | mbrown1  | 324          | \$501.90           | TECH ED BALANCE         |
| <b>20001493</b>      |              |          |              | <b>\$0.00</b>      |                         |
| 20001494             | 04/20/2020   | mbrown1  | 324          | (\$384.79)         | TO FIX NEG BALANCE      |
|                      | 04/20/2020   | mbrown1  | 580          | \$384.79           | TO FIX NEG BALANCE      |
| <b>20001494</b>      |              |          |              | <b>\$0.00</b>      |                         |
| 20001495             | 04/20/2020   | mbrown1  | 610          | (\$957.87)         | GUIDANCE ACCT BAL       |
|                      | 04/20/2020   | mbrown1  | 650          | (\$535.00)         | GUIDANCE ACCT BAL       |
|                      | 04/20/2020   | mbrown1  | 810          | (\$500.00)         | GUIDANCE ACCT BAL       |
|                      | 04/20/2020   | mbrown1  | 324          | \$1,992.87         | GUIDANCE ACCT BAL       |
| <b>20001495</b>      |              |          |              | <b>\$0.00</b>      |                         |
| 20001496             | 04/20/2020   | mbrown1  | 430          | (\$175.00)         | HEALTH BALANCE - NURSE  |
|                      | 04/20/2020   | mbrown1  | 530          | (\$150.00)         | HEALTH BALANCE - NURSE  |
|                      | 04/20/2020   | mbrown1  | 550          | (\$100.00)         | HEALTH BALANCE - NURSE  |
|                      | 04/20/2020   | mbrown1  | 610          | (\$989.92)         | HEALTH BALANCE - NURSE  |
|                      | 04/20/2020   | mbrown1  | 640          | (\$250.00)         | HEALTH BALANCE - NURSE  |
|                      | 04/20/2020   | mbrown1  | 761          | (\$300.00)         | HEALTH BALANCE - NURSE  |
|                      | 04/20/2020   | mbrown1  | 810          | (\$100.00)         | HEALTH BALANCE - NURSE  |
|                      | 04/20/2020   | mbrown1  | 811          | (\$250.00)         | HEALTH BALANCE - NURSE  |
|                      | 04/20/2020   | mbrown1  | 324          | \$2,314.92         | HEALTH BALANCE - NURSE  |
| <b>20001496</b>      |              |          |              | <b>\$0.00</b>      |                         |

## Budget Transfers By Period

| Journal Entry Number | Date Entered | Operator | Account Code | Transaction Amount | Transaction Description |
|----------------------|--------------|----------|--------------|--------------------|-------------------------|
| 20001497             | 04/20/2020   | mbrown1  | 123          | (\$5.10)           | TO GUIDANCE FOR OT      |
|                      | 04/20/2020   | mbrown1  | 153          | \$5.10             | TO GUIDANCE FOR OT      |
| <b>20001497</b>      |              |          |              | <b>\$0.00</b>      |                         |
| 20001498             | 04/20/2020   | clee     | 438          | (\$1,000.00)       | BUDGET TR               |
|                      | 04/20/2020   | clee     | 650          | \$1,000.00         | BUDGET TR               |
| <b>20001498</b>      |              |          |              | <b>\$0.00</b>      |                         |
| 20001499             | 04/22/2020   | daron    | 580          | (\$120.00)         |                         |
|                      | 04/22/2020   | daron    | 581          | \$120.00           |                         |
| <b>20001499</b>      |              |          |              | <b>\$0.00</b>      |                         |
| 20001500             | 04/23/2020   | clee     | 438          | (\$14,000.00)      | BUDGET TR               |
|                      | 04/23/2020   | clee     | 650          | \$14,000.00        | BUDGET TR               |
| <b>20001500</b>      |              |          |              | <b>\$0.00</b>      |                         |
| 20001501             | 04/23/2020   | clee     | 580          | (\$1,000.00)       | BUDGET TR               |
|                      | 04/23/2020   | clee     | 530          | (\$1,000.00)       | BUDGET TR               |
|                      | 04/23/2020   | clee     | 650          | \$2,000.00         | BUDGET TR               |
| <b>20001501</b>      |              |          |              | <b>\$0.00</b>      |                         |
| 20001503             | 04/27/2020   | eronayne | 513          | (\$154.87)         | TRANSFER TO 30C 513     |
|                      | 04/27/2020   | eronayne | 513          | \$154.87           | TRANSFER TO 30C 513     |
| <b>20001503</b>      |              |          |              | <b>\$0.00</b>      |                         |
| 20001504             | 04/27/2020   | eronayne | 610          | (\$2,430.00)       | TRANSFER TO 30Q 610     |
|                      | 04/27/2020   | eronayne | 610          | \$2,430.00         | TRANSFER TO 30Q 610     |
| <b>20001504</b>      |              |          |              | <b>\$0.00</b>      |                         |
| 20001505             | 04/27/2020   | eronayne | 610          | (\$500.00)         | TRANSFER TO 30L 610     |
|                      | 04/27/2020   | eronayne | 610          | \$500.00           | TRANSFER TO 30L 610     |
| <b>20001505</b>      |              |          |              | <b>\$0.00</b>      |                         |
| 20001506             | 04/27/2020   | eronayne | 610          | (\$1,750.00)       | TRANSFER TO 30S 810     |
|                      | 04/27/2020   | eronayne | 810          | \$1,750.00         | TRANSFER TO 30S 810     |
| <b>20001506</b>      |              |          |              | <b>\$0.00</b>      |                         |
| 20001507             | 04/27/2020   | eronayne | 610          | (\$28.00)          | TRANSFER TO 30S 810     |
|                      | 04/27/2020   | eronayne | 810          | \$28.00            | TRANSFER TO 30S 810     |
| <b>20001507</b>      |              |          |              | <b>\$0.00</b>      |                         |
| 20001508             | 04/27/2020   | eronayne | 610          | (\$400.00)         | TRANSFER TO 30R 810     |
|                      | 04/27/2020   | eronayne | 810          | \$400.00           | TRANSFER TO 30R 810     |
| <b>20001508</b>      |              |          |              | <b>\$0.00</b>      |                         |
| 20001509             | 04/27/2020   | ralexand | 430          | (\$250.00)         | COVER SUPPLIES          |
|                      | 04/27/2020   | ralexand | 610          | \$250.00           | COVER SUPPLIES          |
| <b>20001509</b>      |              |          |              | <b>\$0.00</b>      |                         |
| 20001510             | 04/28/2020   | lteodoro | 810          | (\$3,000.00)       | CYBER SCHOOL            |
|                      | 04/28/2020   | lteodoro | 123          | \$3,000.00         | CYBER SCHOOL            |
|                      | 04/28/2020   | lteodoro | 580          | (\$3,927.96)       | CYBER SCHOOL            |
|                      | 04/28/2020   | lteodoro | 513          | \$3,927.96         | CYBER SCHOOL            |
| <b>20001510</b>      |              |          |              | <b>\$0.00</b>      |                         |

## Budget Transfers By Period

| Journal Entry Number | Date Entered | Operator | Account Code | Transaction Amount | Transaction Description |
|----------------------|--------------|----------|--------------|--------------------|-------------------------|
| 20001512             | 05/01/2020   | dclark1  | 530          | \$300.00           | TO COVER SHORTAGES      |
|                      | 05/01/2020   | dclark1  | 610          | (\$300.00)         | TO COVER SHORTAGES      |
| <b>20001512</b>      |              |          |              | <b>\$0.00</b>      |                         |
| 20001514             | 05/01/2020   | skropp   | 610          | (\$671.12)         |                         |
|                      | 05/01/2020   | skropp   | 513          | \$671.12           |                         |
| <b>20001514</b>      |              |          |              | <b>\$0.00</b>      |                         |
| 20001515             | 05/01/2020   | skropp   | 610          | (\$781.58)         |                         |
|                      | 05/01/2020   | skropp   | 513          | \$781.58           |                         |
| <b>20001515</b>      |              |          |              | <b>\$0.00</b>      |                         |
| 20001516             | 05/05/2020   | cmoulden | 350          | (\$96,000.00)      | ELECTROSTATIC SPRAYERS  |
|                      | 05/05/2020   | cmoulden | 610          | \$96,000.00        | ELECTROSTATIC SPRAYERS  |
| <b>20001516</b>      |              |          |              | <b>\$0.00</b>      |                         |
| 20001517             | 05/07/2020   | daron    | 640          | (\$82.64)          |                         |
|                      | 05/07/2020   | daron    | 635          | \$82.64            |                         |
| <b>20001517</b>      |              |          |              | <b>\$0.00</b>      |                         |
| 20001518             | 05/07/2020   | clee     | 650          | (\$2,000.00)       | BUDGET TR               |
|                      | 05/07/2020   | clee     | 650          | \$2,000.00         | BUDGET TR               |
| <b>20001518</b>      |              |          |              | <b>\$0.00</b>      |                         |
| 20001519             | 05/07/2020   | clee     | 650          | (\$3,000.00)       | BUDGET TR               |
|                      | 05/07/2020   | clee     | 650          | \$3,000.00         | BUDGET TR               |
| <b>20001519</b>      |              |          |              | <b>\$0.00</b>      |                         |
| 20001520             | 05/07/2020   | clee     | 635          | \$100.00           | BUDGET                  |
|                      | 05/07/2020   | clee     | 650          | (\$100.00)         | BUDGET                  |
| <b>20001520</b>      |              |          |              | <b>\$0.00</b>      |                         |
| 20001521             | 05/08/2020   | eronayne | 610          | (\$5.41)           | TRANSFER TO 30S 153     |
|                      | 05/08/2020   | eronayne | 153          | \$5.41             | TRANSFER TO 30S 153     |
| <b>20001521</b>      |              |          |              | <b>\$0.00</b>      |                         |
| 20001522             | 05/08/2020   | lteodoro | 580          | (\$5,000.00)       | CYBER SCHOOL TRANSFER   |
|                      | 05/08/2020   | lteodoro | 123          | \$5,000.00         | CYBER SCHOOL TRANSFER   |
| <b>20001522</b>      |              |          |              | <b>\$0.00</b>      |                         |
| 20001523             | 05/08/2020   | ralexand | 610          | (\$31.00)          | COVER GIMKIT - FOR LANG |
|                      | 05/08/2020   | ralexand | 610          | \$31.00            | COVER GIMKIT - FOR LANG |
| <b>20001523</b>      |              |          |              | <b>\$0.00</b>      |                         |
| 20001524             | 05/11/2020   | mbrown1  | 324          | (\$5,000.00)       | TO COV GRAD EXPENSES    |
|                      | 05/11/2020   | mbrown1  | 610          | \$5,000.00         | TO COV GRAD EXPENSES    |
| <b>20001524</b>      |              |          |              | <b>\$0.00</b>      |                         |
| 20001525             | 05/11/2020   | mbrown1  | 324          | (\$693.77)         | TO COV SS 610           |
|                      | 05/11/2020   | mbrown1  | 610          | \$693.77           | TO COV SS 610           |
| <b>20001525</b>      |              |          |              | <b>\$0.00</b>      |                         |
| 20001526             | 05/11/2020   | mbrown1  | 752          | (\$3,479.47)       | TO COV GRAD SIGNS       |
|                      | 05/11/2020   | mbrown1  | 550          | \$3,479.47         | TO COV GRAD SIGNS       |
| <b>20001526</b>      |              |          |              | <b>\$0.00</b>      |                         |

## Budget Transfers By Period

| Journal Entry Number | Date Entered | Operator | Account Code | Transaction Amount | Transaction Description |
|----------------------|--------------|----------|--------------|--------------------|-------------------------|
| 20001527             | 05/11/2020   | mbrown1  | 610          | (\$918.27)         | TO CARRYOVER ACCT       |
|                      | 05/11/2020   | mbrown1  | 610          | (\$4.07)           | TO CARRYOVER ACCT       |
|                      | 05/11/2020   | mbrown1  | 315          | (\$600.00)         | TO CARRYOVER ACCT       |
|                      | 05/11/2020   | mbrown1  | 329          | (\$600.00)         | TO CARRYOVER ACCT       |
|                      | 05/11/2020   | mbrown1  | 324          | \$2,122.34         | TO CARRYOVER ACCT       |
| <b>20001527</b>      |              |          |              | <b>\$0.00</b>      |                         |
| 20001528             | 05/11/2020   | mbrown1  | 610          | (\$66.74)          | TO CARRYOVER ACCT       |
|                      | 05/11/2020   | mbrown1  | 610          | (\$1,338.87)       | TO CARRYOVER ACCT       |
|                      | 05/11/2020   | mbrown1  | 811          | (\$100.00)         | TO CARRYOVER ACCT       |
|                      | 05/11/2020   | mbrown1  | 324          | \$1,505.61         | TO CARRYOVER ACCT       |
| <b>20001528</b>      |              |          |              | <b>\$0.00</b>      |                         |
| 20001529             | 05/11/2020   | sjones1  | 610          | (\$9.78)           |                         |
|                      | 05/11/2020   | sjones1  | 153          | \$9.78             |                         |
|                      | 05/11/2020   | sjones1  | 610          | (\$13.43)          |                         |
|                      | 05/11/2020   | sjones1  | 153          | \$13.43            |                         |
|                      | 05/11/2020   | sjones1  | 430          | (\$47.88)          |                         |
|                      | 05/11/2020   | sjones1  | 610          | \$47.88            |                         |
| <b>20001529</b>      |              |          |              | <b>\$0.00</b>      |                         |
| 20001530             | 05/11/2020   | mbrown1  | 640          | (\$417.54)         | TO CARRYOVER ACCT       |
|                      | 05/11/2020   | mbrown1  | 315          | (\$240.05)         | TO CARRYOVER ACCT       |
|                      | 05/11/2020   | mbrown1  | 610          | (\$1,563.50)       | TO CARRYOVER ACCT       |
|                      | 05/11/2020   | mbrown1  | 610          | (\$3,107.59)       | TO CARRYOVER ACCT       |
|                      | 05/11/2020   | mbrown1  | 324          | \$5,328.68         | TO CARRYOVER ACCT       |
| <b>20001530</b>      |              |          |              | <b>\$0.00</b>      |                         |
| 20001531             | 05/11/2020   | mbrown1  | 610          | (\$28.54)          | TO CARRYOVER ACCT       |
|                      | 05/11/2020   | mbrown1  | 635          | (\$947.10)         | TO CARRYOVER ACCT       |
|                      | 05/11/2020   | mbrown1  | 580          | (\$1,000.00)       | TO CARRYOVER ACCT       |
|                      | 05/11/2020   | mbrown1  | 513          | (\$232.08)         | TO CARRYOVER ACCT       |
|                      | 05/11/2020   | mbrown1  | 513          | (\$3,520.34)       | TO CARRYOVER ACCT       |
|                      | 05/11/2020   | mbrown1  | 324          | \$5,728.06         | TO CARRYOVER ACCT       |
| <b>20001531</b>      |              |          |              | <b>\$0.00</b>      |                         |
| 20001532             | 05/11/2020   | mbrown1  | 324          | (\$25.39)          | TO COV NEG BALANCE      |
|                      | 05/11/2020   | mbrown1  | 610          | \$25.39            | TO COV NEG BALANCE      |
|                      | 05/11/2020   | mbrown1  | 324          | (\$8.04)           | TO COV NEG BALANCE      |
|                      | 05/11/2020   | mbrown1  | 610          | \$8.04             | TO COV NEG BALANCE      |
| <b>20001532</b>      |              |          |              | <b>\$0.00</b>      |                         |
| 20001533             | 05/12/2020   | cmoulden | 610          | (\$5,000.00)       | TRANSFER FOR PSX        |
|                      | 05/12/2020   | cmoulden | 330          | \$5,000.00         | TRANSFER FOR PSX        |
| <b>20001533</b>      |              |          |              | <b>\$0.00</b>      |                         |
| 20001534             | 05/15/2020   | ralexand | 513          | (\$225.00)         | COVER IMPACT SUBSC      |
|                      | 05/15/2020   | ralexand | 610          | \$225.00           | COVER IMPACT SUBSC      |
| <b>20001534</b>      |              |          |              | <b>\$0.00</b>      |                         |

## Budget Transfers By Period

| Journal Entry Number | Date Entered | Operator | Account Code | Transaction Amount | Transaction Description   |
|----------------------|--------------|----------|--------------|--------------------|---------------------------|
| 20001535             | 05/15/2020   | ralexand | 513          | (\$225.00)         | COVER IMPACT SUBSC        |
|                      | 05/15/2020   | ralexand | 610          | \$225.00           | COVER IMPACT SUBSC        |
| <b>20001535</b>      |              |          |              | <b>\$0.00</b>      |                           |
| 20001536             | 05/15/2020   | ralexand | 390          | (\$150.00)         | COVER IMPACT SUBSC        |
|                      | 05/15/2020   | ralexand | 610          | \$150.00           | COVER IMPACT SUBSC        |
| <b>20001536</b>      |              |          |              | <b>\$0.00</b>      |                           |
| 20001537             | 05/18/2020   | cmoulden | 762          | (\$5,000.00)       | TRANSFER TO 610           |
|                      | 05/18/2020   | cmoulden | 610          | \$5,000.00         | TRANSFER TO 610           |
| <b>20001537</b>      |              |          |              | <b>\$0.00</b>      |                           |
| 20001538             | 05/25/2020   | ehayes   | 610          | (\$1,000.00)       | FOR CANNON CAMERA         |
|                      | 05/25/2020   | ehayes   | 768          | \$1,000.00         | FOR CANNON CAMERA         |
| <b>20001538</b>      |              |          |              | <b>\$0.00</b>      |                           |
| 20001540             | 05/26/2020   | mbrown1  | 324          | (\$3,500.00)       | TO COVER GRAD EXP         |
|                      | 05/26/2020   | mbrown1  | 610          | \$3,500.00         | TO COVER GRAD EXP         |
| <b>20001540</b>      |              |          |              | <b>\$0.00</b>      |                           |
| 20001541             | 05/26/2020   | mbrown1  | 324          | (\$1,768.00)       | TO COV BOOKET             |
|                      | 05/26/2020   | mbrown1  | 550          | \$1,768.00         | TO COV BOOKET             |
| <b>20001541</b>      |              |          |              | <b>\$0.00</b>      |                           |
| 20001542             | 05/26/2020   | skropp   | 513          | (\$31.00)          |                           |
|                      | 05/26/2020   | skropp   | 390          | \$31.00            |                           |
| <b>20001542</b>      |              |          |              | <b>\$0.00</b>      |                           |
| 20001543             | 05/26/2020   | skropp   | 610          | (\$108.00)         |                           |
|                      | 05/26/2020   | skropp   | 390          | \$108.00           |                           |
| <b>20001543</b>      |              |          |              | <b>\$0.00</b>      |                           |
| 20001544             | 05/27/2020   | skropp   | 513          | (\$175.96)         |                           |
|                      | 05/27/2020   | skropp   | 444          | \$175.96           |                           |
| <b>20001544</b>      |              |          |              | <b>\$0.00</b>      |                           |
| 20001546             | 05/27/2020   | lcherash | 442          | (\$4,000.00)       |                           |
|                      | 05/27/2020   | lcherash | 324          | \$4,000.00         |                           |
| <b>20001546</b>      |              |          |              | <b>\$0.00</b>      |                           |
| 20001547             | 06/02/2020   | lteodoro | 569          | (\$1,531.83)       | SUMMER SCHOOL BLUECARDS   |
|                      | 06/02/2020   | lteodoro | 123          | \$1,531.83         | SUMMER SCHOOL BLUECARDS   |
| <b>20001547</b>      |              |          |              | <b>\$0.00</b>      |                           |
| 20001548             | 06/08/2020   | ehayes   | 324          | (\$400.00)         | COVER BANNER FOR HS SENIO |
|                      | 06/08/2020   | ehayes   | 550          | \$400.00           | COVER BANNER FOR HS SENIO |
| <b>20001548</b>      |              |          |              | <b>\$0.00</b>      |                           |
| 20001549             | 06/08/2020   | ehayes   | 530          | (\$800.00)         | COVER BANNER FOR HS SENIO |
|                      | 06/08/2020   | ehayes   | 550          | \$800.00           | COVER BANNER FOR HS SENIO |
| <b>20001549</b>      |              |          |              | <b>\$0.00</b>      |                           |
| 20001550             | 06/08/2020   | ehayes   | 811          | (\$459.64)         | PC BILLS PROF SERVICES    |
|                      | 06/08/2020   | ehayes   | 348          | \$459.64           | PC BILLS PROF SERVICES    |
| <b>20001550</b>      |              |          |              | <b>\$0.00</b>      |                           |



## Budget Transfers By Period

| Journal Entry Number | Date Entered | Operator | Account Code | Transaction Amount | Transaction Description  |
|----------------------|--------------|----------|--------------|--------------------|--------------------------|
| 20001551             | 06/08/2020   | ehayes   | 650          | (\$438.27)         | PC PROF SERVICES         |
|                      | 06/08/2020   | ehayes   | 348          | \$438.27           | PC PROF SERVICES         |
| <b>20001551</b>      |              |          |              | <b>\$0.00</b>      |                          |
| 20001552             | 06/08/2020   | ehayes   | 153          | (\$29.16)          | COVER BANNERS            |
|                      | 06/08/2020   | ehayes   | 550          | \$29.16            | COVER BANNERS            |
| <b>20001552</b>      |              |          |              | <b>\$0.00</b>      |                          |
| 20001553             | 06/09/2020   | cmoulden | 430          | (\$7,000.00)       | TRANSFER                 |
|                      | 06/09/2020   | cmoulden | 610          | \$7,000.00         | TRANSFER                 |
| <b>20001553</b>      |              |          |              | <b>\$0.00</b>      |                          |
| 20001554             | 06/09/2020   | ehayes   | 635          | (\$250.00)         | COVER PC                 |
|                      | 06/09/2020   | ehayes   | 348          | \$250.00           | COVER PC                 |
| <b>20001554</b>      |              |          |              | <b>\$0.00</b>      |                          |
| 20001555             | 06/09/2020   | ehayes   | 640          | (\$250.00)         | COVER ADVERTISING CYBER  |
|                      | 06/09/2020   | ehayes   | 540          | \$250.00           | COVER ADVERTISING CYBER  |
| <b>20001555</b>      |              |          |              | <b>\$0.00</b>      |                          |
| 20001556             | 06/10/2020   | ljones   | 640          | \$1,000.00         | TRANS TO PAY INVOICE     |
|                      | 06/10/2020   | ljones   | 610          | (\$1,000.00)       | TRANS TO PAY INVOICE     |
| <b>20001556</b>      |              |          |              | <b>\$0.00</b>      |                          |
| 20001557             | 06/10/2020   | ljones   | 635          | \$200.00           | TRANS FUNDS FOR EXP REPT |
|                      | 06/10/2020   | ljones   | 610          | (\$200.00)         | TRANS FUNDS FOR EXP REPT |
| <b>20001557</b>      |              |          |              | <b>\$0.00</b>      |                          |
| 20001558             | 06/10/2020   | ljones   | 123          | \$1,200.00         | NEG BAL                  |
|                      | 06/10/2020   | ljones   | 315          | (\$1,200.00)       | NEG BAL                  |
| <b>20001558</b>      |              |          |              | <b>\$0.00</b>      |                          |
| 20001559             | 06/10/2020   | ljones   | 610          | \$275.00           | NEG BAL                  |
|                      | 06/10/2020   | ljones   | 315          | (\$275.00)         | NEG BAL                  |
| <b>20001559</b>      |              |          |              | <b>\$0.00</b>      |                          |
| 20001560             | 06/11/2020   | cmoulden | 324          | (\$2,000.00)       | FROM 324 TO 530          |
|                      | 06/11/2020   | cmoulden | 530          | \$2,000.00         | FROM 324 TO 530          |
| <b>20001560</b>      |              |          |              | <b>\$0.00</b>      |                          |
| 20001561             | 06/11/2020   | cmoulden | 330          | (\$1,000.00)       | FROM 330 TO 430          |
|                      | 06/11/2020   | cmoulden | 430          | \$1,000.00         | FROM 330 TO 430          |
| <b>20001561</b>      |              |          |              | <b>\$0.00</b>      |                          |
| 20001562             | 06/11/2020   | cmoulden | 330          | (\$1,500.00)       | FROM 330 TO 810          |
|                      | 06/11/2020   | cmoulden | 810          | \$1,500.00         | FROM 330 TO 810          |
| <b>20001562</b>      |              |          |              | <b>\$0.00</b>      |                          |
| 20001563             | 06/11/2020   | cmoulden | 610          | (\$1,000.00)       | TO 430 FROM 610          |
|                      | 06/11/2020   | cmoulden | 430          | \$1,000.00         | TO 430 FROM 610          |
| <b>20001563</b>      |              |          |              | <b>\$0.00</b>      |                          |
| 20001564             | 06/11/2020   | cmoulden | 610          | (\$2,500.00)       | FROM 610 70G TO 610 70F  |
|                      | 06/11/2020   | cmoulden | 610          | \$2,500.00         | FROM 610 70G TO 610 70F  |
| <b>20001564</b>      |              |          |              | <b>\$0.00</b>      |                          |

## Budget Transfers By Period

| Journal Entry Number | Date Entered | Operator | Account Code | Transaction Amount | Transaction Description |
|----------------------|--------------|----------|--------------|--------------------|-------------------------|
| 20001565             | 06/11/2020   | cmoulden | 430          | (\$4,000.00)       | FROM 430 TO 610         |
|                      | 06/11/2020   | cmoulden | 610          | \$4,000.00         | FROM 430 TO 610         |
| <b>20001565</b>      |              |          |              | <b>\$0.00</b>      |                         |
| 20001566             | 06/11/2020   | cmoulden | 762          | (\$10,000.00)      | FROM 762 TO 610         |
|                      | 06/11/2020   | cmoulden | 610          | \$10,000.00        | FROM 762 TO 610         |
| <b>20001566</b>      |              |          |              | <b>\$0.00</b>      |                         |
| 20001567             | 06/11/2020   | msmith2  | 430          | (\$1,574.46)       | TRANSFER TO 610         |
|                      | 06/11/2020   | msmith2  | 610          | \$1,574.46         | TRANSFER TO 610         |
| <b>20001567</b>      |              |          |              | <b>\$0.00</b>      |                         |
| 20001568             | 06/15/2020   | bgiallor | 123          | (\$452.54)         | COVER INSIGHT 8145      |
|                      | 06/15/2020   | bgiallor | 315          | \$452.54           | COVER INSIGHT 8145      |
| <b>20001568</b>      |              |          |              | <b>\$0.00</b>      |                         |
| 20001569             | 06/15/2020   | bgiallor | 610          | (\$442.47)         | COVER INSIGHT 8145      |
|                      | 06/15/2020   | bgiallor | 315          | \$442.47           | COVER INSIGHT 8145      |
| <b>20001569</b>      |              |          |              | <b>\$0.00</b>      |                         |
| 20001570             | 06/15/2020   | bgiallor | 580          | (\$149.00)         | COVER INSIGHT 8145      |
|                      | 06/15/2020   | bgiallor | 315          | \$149.00           | COVER INSIGHT 8145      |
| <b>20001570</b>      |              |          |              | <b>\$0.00</b>      |                         |
| 20001571             | 06/15/2020   | bgiallor | 513          | (\$400.00)         | COVER INSIGHT 8145      |
|                      | 06/15/2020   | bgiallor | 315          | \$400.00           | COVER INSIGHT 8145      |
| <b>20001571</b>      |              |          |              | <b>\$0.00</b>      |                         |
| 20001572             | 06/16/2020   | nkelly   | 315          | (\$3,000.00)       | COVER SHORTAGE          |
|                      | 06/16/2020   | nkelly   | 610          | \$3,000.00         | COVER SHORTAGE          |
| <b>20001572</b>      |              |          |              | <b>\$0.00</b>      |                         |
| 20001573             | 06/16/2020   | mpitt    | 610          | (\$17.13)          | BAL NEG ACCT            |
|                      | 06/16/2020   | mpitt    | 324          | \$17.13            | BAL NEG ACCT            |
| <b>20001573</b>      |              |          |              | <b>\$0.00</b>      |                         |
| 20001574             | 06/17/2020   | pcattin  | 610          | (\$100.00)         | COVER EXP FOR MEAL      |
|                      | 06/17/2020   | pcattin  | 635          | \$100.00           | COVER EXP FOR MEAL      |
| <b>20001574</b>      |              |          |              | <b>\$0.00</b>      |                         |
| 20001575             | 06/17/2020   | pcattin  | 550          | (\$10.00)          | COVER OVERAGE           |
|                      | 06/17/2020   | pcattin  | 530          | \$10.00            | COVER OVERAGE           |
| <b>20001575</b>      |              |          |              | <b>\$0.00</b>      |                         |
| 20001576             | 06/17/2020   | pcattin  | 580          | (\$4,520.00)       | COVER OVERAGE           |
|                      | 06/17/2020   | pcattin  | 329          | \$4,520.00         | COVER OVERAGE           |
| <b>20001576</b>      |              |          |              | <b>\$0.00</b>      |                         |
| 20001577             | 06/17/2020   | pcattin  | 550          | (\$30.00)          | COVER OVERAGE           |
|                      | 06/17/2020   | pcattin  | 153          | \$30.00            | COVER OVERAGE           |
|                      | 06/17/2020   | pcattin  | 550          | (\$400.00)         | COVER OVERAGE           |
|                      | 06/17/2020   | pcattin  | 580          | \$400.00           | COVER OVERAGE           |
| <b>20001577</b>      |              |          |              | <b>\$0.00</b>      |                         |

## Budget Transfers By Period

| Journal Entry Number | Date Entered | Operator | Account Code | Transaction Amount | Transaction Description  |
|----------------------|--------------|----------|--------------|--------------------|--------------------------|
| 20001578             | 06/17/2020   | bgiallor | 581          | (\$22.05)          | COVER EXP RPT            |
|                      | 06/17/2020   | bgiallor | 580          | \$22.05            | COVER EXP RPT            |
| <b>20001578</b>      |              |          |              | <b>\$0.00</b>      |                          |
| 20001579             | 06/17/2020   | mbrown1  | 324          | (\$5,300.00)       | TO COVER GRAD INVOICES   |
|                      | 06/17/2020   | mbrown1  | 610          | \$5,300.00         | TO COVER GRAD INVOICES   |
| <b>20001579</b>      |              |          |              | <b>\$0.00</b>      |                          |
| 20001580             | 06/17/2020   | mpitt    | 610          | (\$300.00)         | BALANCE ACCOUNT          |
|                      | 06/17/2020   | mpitt    | 640          | \$300.00           | BALANCE ACCOUNT          |
| <b>20001580</b>      |              |          |              | <b>\$0.00</b>      |                          |
| 20001581             | 06/17/2020   | scatramb | 610          | (\$5,285.09)       | COVER MATH WORKBOOKS     |
|                      | 06/17/2020   | scatramb | 640          | \$5,285.09         | COVER MATH WORKBOOKS     |
| <b>20001581</b>      |              |          |              | <b>\$0.00</b>      |                          |
| 20001583             | 06/17/2020   | mbrown1  | 324          | (\$2,825.80)       | TO COVER LEGACY INVOICE  |
|                      | 06/17/2020   | mbrown1  | 610          | \$2,825.80         | TO COVER LEGACY INVOICE  |
| <b>20001583</b>      |              |          |              | <b>\$0.00</b>      |                          |
| 20001584             | 06/17/2020   | mbrown1  | 324          | (\$0.35)           | FOR NEG 550 ACCT         |
|                      | 06/17/2020   | mbrown1  | 550          | \$0.35             | FOR NEG 550 ACCT         |
| <b>20001584</b>      |              |          |              | <b>\$0.00</b>      |                          |
| 20001585             | 06/17/2020   | smaxhime | 610          | (\$1,400.00)       | CVR MATH BOOK WRK BOOKS  |
|                      | 06/17/2020   | smaxhime | 640          | \$1,400.00         | CVR MATH BOOK WRK BOOKS  |
| <b>20001585</b>      |              |          |              | <b>\$0.00</b>      |                          |
| 20001586             | 06/18/2020   | sryan2   | 760          | (\$953.40)         | TRANS TO SUPPLIES 610    |
|                      | 06/18/2020   | sryan2   | 610          | \$953.40           | TRANS TO SUPPLIES 610    |
| <b>20001586</b>      |              |          |              | <b>\$0.00</b>      |                          |
| 20001587             | 06/18/2020   | koswald  | 123          | \$870.12           |                          |
|                      | 06/18/2020   | koswald  | 315          | (\$870.12)         |                          |
| <b>20001587</b>      |              |          |              | <b>\$0.00</b>      |                          |
| 20001588             | 06/18/2020   | koswald  | 635          | \$15.00            |                          |
|                      | 06/18/2020   | koswald  | 610          | (\$15.00)          |                          |
| <b>20001588</b>      |              |          |              | <b>\$0.00</b>      |                          |
| 20001589             | 06/18/2020   | cmoulden | 610          | (\$4,000.00)       | TRANSFER FROM 610 TO 430 |
|                      | 06/18/2020   | cmoulden | 430          | \$4,000.00         | TRANSFER FROM 610 TO 430 |
| <b>20001589</b>      |              |          |              | <b>\$0.00</b>      |                          |
| 20001590             | 06/18/2020   | koswald  | 580          | \$100.00           |                          |
|                      | 06/18/2020   | koswald  | 315          | (\$100.00)         |                          |
|                      | 06/18/2020   | koswald  | 530          | \$600.00           |                          |
|                      | 06/18/2020   | koswald  | 315          | (\$600.00)         |                          |
|                      | 06/18/2020   | koswald  | 442          | \$130.00           |                          |
|                      | 06/18/2020   | koswald  | 315          | (\$130.00)         |                          |
| <b>20001590</b>      |              |          |              | <b>\$0.00</b>      |                          |

## Budget Transfers By Period

| Journal Entry Number | Date Entered | Operator | Account Code | Transaction Amount | Transaction Description   |
|----------------------|--------------|----------|--------------|--------------------|---------------------------|
| 20001591             | 06/19/2020   | mbrown1  | 324          | (\$714.00)         | TO COVER GRAD PLAQUES     |
|                      | 06/19/2020   | mbrown1  | 610          | \$714.00           | TO COVER GRAD PLAQUES     |
| <b>20001591</b>      |              |          |              | <b>\$0.00</b>      |                           |
| 20001592             | 06/22/2020   | tsprange | 610          | (\$5,000.00)       | TRANSFER FOR MATH WORKBOO |
|                      | 06/22/2020   | tsprange | 640          | \$5,000.00         | TRANSFER FOR MATH WORKBOO |
| <b>20001592</b>      |              |          |              | <b>\$0.00</b>      |                           |
| 20001594             | 06/22/2020   | cmoulden | 610          | (\$3,000.00)       | TRANSFER FOM 610 TO 430   |
|                      | 06/22/2020   | cmoulden | 430          | \$3,000.00         | TRANSFER FOM 610 TO 430   |
| <b>20001594</b>      |              |          |              | <b>\$0.00</b>      |                           |
| 20001595             | 06/23/2020   | kverdi   | 610          | (\$56.48)          | TO COVER VARIOUS DEFICITS |
|                      | 06/23/2020   | kverdi   | 550          | \$56.48            | TO COVER VARIOUS DEFICITS |
|                      | 06/23/2020   | kverdi   | 811          | (\$52.00)          | TO COVER VARIOUS DEFICITS |
|                      | 06/23/2020   | kverdi   | 810          | \$52.00            | TO COVER VARIOUS DEFICITS |
|                      | 06/23/2020   | kverdi   | 449          | (\$16.24)          | TO COVER VARIOUS DEFICITS |
|                      | 06/23/2020   | kverdi   | 153          | \$16.24            | TO COVER VARIOUS DEFICITS |
|                      | 06/23/2020   | kverdi   | 610          | (\$74.57)          | TO COVER VARIOUS DEFICITS |
|                      | 06/23/2020   | kverdi   | 650          | (\$87.34)          | TO COVER VARIOUS DEFICITS |
|                      | 06/23/2020   | kverdi   | 758          | (\$205.92)         | TO COVER VARIOUS DEFICITS |
|                      | 06/23/2020   | kverdi   | 513          | \$367.83           | TO COVER VARIOUS DEFICITS |
|                      | 06/23/2020   | kverdi   | 430          | (\$29.00)          | TO COVER VARIOUS DEFICITS |
|                      | 06/23/2020   | kverdi   | 811          | \$29.00            | TO COVER VARIOUS DEFICITS |
|                      | 06/23/2020   | kverdi   | 811          | (\$50.00)          | TO COVER VARIOUS DEFICITS |
|                      | 06/23/2020   | kverdi   | 550          | (\$10.88)          | TO COVER VARIOUS DEFICITS |
|                      | 06/23/2020   | kverdi   | 513          | \$60.88            | TO COVER VARIOUS DEFICITS |
| <b>20001595</b>      |              |          |              | <b>\$0.00</b>      |                           |
| 20001596             | 06/24/2020   | mbrown1  | 513          | (\$117.98)         | TO COVER AUTORENT COST    |
|                      | 06/24/2020   | mbrown1  | 444          | \$117.98           | TO COVER AUTORENT COST    |
| <b>20001596</b>      |              |          |              | <b>\$0.00</b>      |                           |
| 20001597             | 06/24/2020   | cmoulden | 610          | (\$5,300.00)       | FROM 70E 610 TO 70 330    |
|                      | 06/24/2020   | cmoulden | 330          | \$5,300.00         | FROM 70E 610 TO 70 330    |
| <b>20001597</b>      |              |          |              | <b>\$0.00</b>      |                           |
| 20001598             | 06/24/2020   | cmoulden | 330          | (\$1,000.00)       | FROM700 330 TO 700 530    |
|                      | 06/24/2020   | cmoulden | 530          | \$1,000.00         | FROM700 330 TO 700 530    |
| <b>20001598</b>      |              |          |              | <b>\$0.00</b>      |                           |
| 20001599             | 06/25/2020   | cmoulden | 610          | (\$3,000.00)       | FROM 70F 610 TO 70F 430   |
|                      | 06/25/2020   | cmoulden | 430          | \$3,000.00         | FROM 70F 610 TO 70F 430   |
| <b>20001599</b>      |              |          |              | <b>\$0.00</b>      |                           |
| 20001600             | 06/26/2020   | msmith2  | 610          | (\$64.28)          | TRANSFER TO SCIENCE 610   |
|                      | 06/26/2020   | msmith2  | 610          | \$64.28            | TRANSFER TO SCIENCE 610   |
| <b>20001600</b>      |              |          |              | <b>\$0.00</b>      |                           |

## Budget Transfers By Period

| Journal Entry Number | Date Entered | Operator | Account Code | Transaction Amount | Transaction Description  |
|----------------------|--------------|----------|--------------|--------------------|--------------------------|
| 20001601             | 06/26/2020   | msmith2  | 610          | (\$3.01)           | TRANSFER TO MATH 610     |
|                      | 06/26/2020   | msmith2  | 610          | \$3.01             | TRANSFER TO MATH 610     |
| <b>20001601</b>      |              |          |              | <b>\$0.00</b>      |                          |
| 20001602             | 06/26/2020   | msmith2  | 610          | (\$64.28)          | TRANSFER TO HEALTH ED    |
|                      | 06/26/2020   | msmith2  | 610          | \$64.28            | TRANSFER TO HEALTH ED    |
| <b>20001602</b>      |              |          |              | <b>\$0.00</b>      |                          |
| 20001603             | 06/26/2020   | msmith2  | 610          | (\$14.71)          | TRANSFER TO SM 610       |
|                      | 06/26/2020   | msmith2  | 610          | \$14.71            | TRANSFER TO SM 610       |
| <b>20001603</b>      |              |          |              | <b>\$0.00</b>      |                          |
| 20001604             | 06/26/2020   | msmith2  | 610          | (\$7.45)           | TRANSFER TO PS 153       |
|                      | 06/26/2020   | msmith2  | 153          | \$7.45             | TRANSFER TO PS 153       |
| <b>20001604</b>      |              |          |              | <b>\$0.00</b>      |                          |
| 21000006             | 07/01/2020   | daron    | 650          | (\$1,000.00)       |                          |
|                      | 07/01/2020   | daron    | 650          | \$1,000.00         |                          |
| <b>21000006</b>      |              |          |              | <b>\$0.00</b>      |                          |
| 21000007             | 07/02/2020   | mbrown1  | 324          | (\$11.70)          | TO COVER NEG SCIENCE 610 |
|                      | 07/02/2020   | mbrown1  | 610          | \$11.70            | TO COVER NEG SCIENCE 610 |
| <b>21000007</b>      |              |          |              | <b>\$0.00</b>      |                          |
| 21000008             | 07/02/2020   | mbrown1  | 324          | (\$300.00)         | TO COV NEG BALANCES      |
|                      | 07/02/2020   | mbrown1  | 640          | \$300.00           | TO COV NEG BALANCES      |
|                      | 07/02/2020   | mbrown1  | 324          | (\$29.99)          | TO COV NEG BALANCES      |
|                      | 07/02/2020   | mbrown1  | 610          | \$29.99            | TO COV NEG BALANCES      |
|                      | 07/02/2020   | mbrown1  | 324          | (\$0.36)           | TO COV NEG BALANCES      |
|                      | 07/02/2020   | mbrown1  | 610          | \$0.36             | TO COV NEG BALANCES      |
|                      | 07/02/2020   | mbrown1  | 123          | (\$11.40)          | TO COV NEG BALANCES      |
|                      | 07/02/2020   | mbrown1  | 153          | \$11.40            | TO COV NEG BALANCES      |
| <b>21000008</b>      |              |          |              | <b>\$0.00</b>      |                          |
| 21000009             | 07/07/2020   | mbrown1  | 324          | (\$600.00)         | TO COVER FALSE ALARM FEE |
|                      | 07/07/2020   | mbrown1  | 810          | \$600.00           | TO COVER FALSE ALARM FEE |
| <b>21000009</b>      |              |          |              | <b>\$0.00</b>      |                          |
| 21000010             | 07/07/2020   | cmoulden | 430          | (\$100.00)         | TRANSFER FROM 610 TO 430 |
|                      | 07/07/2020   | cmoulden | 610          | \$100.00           | TRANSFER FROM 610 TO 430 |
| <b>21000010</b>      |              |          |              | <b>\$0.00</b>      |                          |
| 21000011             | 07/07/2020   | lcherash | 610          | (\$179.22)         |                          |
|                      | 07/07/2020   | lcherash | 430          | \$179.22           |                          |
| <b>21000011</b>      |              |          |              | <b>\$0.00</b>      |                          |
| 21000012             | 07/08/2020   | cmoulden | 610          | (\$25,000.00)      | FROM 71L TO 71A 610      |
|                      | 07/08/2020   | cmoulden | 610          | \$25,000.00        | FROM 71L TO 71A 610      |
| <b>21000012</b>      |              |          |              | <b>\$0.00</b>      |                          |
| 21000013             | 07/10/2020   | mbrown1  | 513          | (\$179.52)         | TO COV RIDDELL INV       |
|                      | 07/10/2020   | mbrown1  | 610          | \$179.52           | TO COV RIDDELL INV       |
| <b>21000013</b>      |              |          |              | <b>\$0.00</b>      |                          |

## Budget Transfers By Period

| Journal Entry Number | Date Entered | Operator | Account Code | Transaction Amount | Transaction Description  |
|----------------------|--------------|----------|--------------|--------------------|--------------------------|
| 21000014             | 07/10/2020   | amcveigh | 610          | (\$19.90)          | TO COVER DEFICIT         |
|                      | 07/10/2020   | amcveigh | 530          | \$19.90            | TO COVER DEFICIT         |
| <b>21000014</b>      |              |          |              | <b>\$0.00</b>      |                          |
| 21000015             | 07/13/2020   | eronayne | 610          | (\$41.49)          | TRANSFER TO 30S 153      |
|                      | 07/13/2020   | eronayne | 153          | \$41.49            | TRANSFER TO 30S 153      |
| <b>21000015</b>      |              |          |              | <b>\$0.00</b>      |                          |
| 21000016             | 07/21/2020   | mbrown1  | 610          | (\$150.00)         | TO PAY TENNIS AWNING INV |
|                      | 07/21/2020   | mbrown1  | 610          | \$150.00           | TO PAY TENNIS AWNING INV |
| <b>21000016</b>      |              |          |              | <b>\$0.00</b>      |                          |
| 21000019             | 08/07/2020   | mbrown1  | 530          | (\$274.08)         | TO FIX NEG MUSIC 610     |
|                      | 08/07/2020   | mbrown1  | 610          | \$274.08           | TO FIX NEG MUSIC 610     |
|                      | 08/07/2020   | mbrown1  | 530          | (\$2.23)           | TO FIX NEG MUSIC 610     |
|                      | 08/07/2020   | mbrown1  | 153          | \$2.23             | TO FIX NEG MUSIC 610     |
| <b>21000019</b>      |              |          |              | <b>\$0.00</b>      |                          |
| 21000020             | 08/07/2020   | mbrown1  | 610          | (\$1,443.24)       | FOR CARRYOVER            |
|                      | 08/07/2020   | mbrown1  | 610          | (\$50.18)          | FOR CARRYOVER            |
|                      | 08/07/2020   | mbrown1  | 640          | (\$5.46)           | FOR CARRYOVER            |
|                      | 08/07/2020   | mbrown1  | 610          | (\$1.00)           | FOR CARRYOVER            |
|                      | 08/07/2020   | mbrown1  | 610          | (\$102.87)         | FOR CARRYOVER            |
|                      | 08/07/2020   | mbrown1  | 610          | (\$729.84)         | FOR CARRYOVER            |
|                      | 08/07/2020   | mbrown1  | 640          | (\$103.61)         | FOR CARRYOVER            |
|                      | 08/07/2020   | mbrown1  | 324          | \$2,436.20         | FOR CARRYOVER            |
| <b>21000020</b>      |              |          |              | <b>\$0.00</b>      |                          |
| 21000021             | 08/07/2020   | mbrown1  | 123          | (\$2,078.76)       | FOR CARRYOVER            |
|                      | 08/07/2020   | mbrown1  | 430          | (\$3,021.01)       | FOR CARRYOVER            |
|                      | 08/07/2020   | mbrown1  | 442          | (\$29.16)          | FOR CARRYOVER            |
|                      | 08/07/2020   | mbrown1  | 610          | (\$5,608.67)       | FOR CARRYOVER            |
|                      | 08/07/2020   | mbrown1  | 610          | (\$30.08)          | FOR CARRYOVER            |
|                      | 08/07/2020   | mbrown1  | 610          | (\$469.12)         | FOR CARRYOVER            |
|                      | 08/07/2020   | mbrown1  | 324          | \$11,236.80        | FOR CARRYOVER            |
| <b>21000021</b>      |              |          |              | <b>\$0.00</b>      |                          |
| 21000022             | 08/07/2020   | mbrown1  | 610          | (\$362.70)         | FOR CARRYOVER            |
|                      | 08/07/2020   | mbrown1  | 610          | (\$9.90)           | FOR CARRYOVER            |
|                      | 08/07/2020   | mbrown1  | 610          | (\$97.61)          | FOR CARRYOVER            |
|                      | 08/07/2020   | mbrown1  | 640          | (\$61.80)          | FOR CARRYOVER            |
|                      | 08/07/2020   | mbrown1  | 530          | (\$252.86)         | FOR CARRYOVER            |
|                      | 08/07/2020   | mbrown1  | 550          | (\$1,035.02)       | FOR CARRYOVER            |
|                      | 08/07/2020   | mbrown1  | 580          | (\$258.80)         | FOR CARRYOVER            |
|                      | 08/07/2020   | mbrown1  | 610          | (\$4,343.22)       | FOR CARRYOVER            |
|                      | 08/07/2020   | mbrown1  | 635          | (\$1.00)           | FOR CARRYOVER            |
|                      | 08/07/2020   | mbrown1  | 752          | (\$442.39)         | FOR CARRYOVER            |

## Budget Transfers By Period

| Journal Entry Number | Date Entered | Operator | Account Code | Transaction Amount | Transaction Description |
|----------------------|--------------|----------|--------------|--------------------|-------------------------|
| 21000022             | 08/07/2020   | mbrown1  | 610          | (\$38.41)          | FOR CARRYOVER           |
|                      | 08/07/2020   | mbrown1  | 324          | \$6,903.71         | FOR CARRYOVER           |
| <b>21000022</b>      |              |          |              | <b>\$0.00</b>      |                         |
| 21000023             | 08/07/2020   | mbrown1  | 610          | (\$65.65)          | FOR CARRYOVER           |
|                      | 08/07/2020   | mbrown1  | 610          | (\$1,042.81)       | FOR CARRYOVER           |
|                      | 08/07/2020   | mbrown1  | 324          | \$1,108.46         | FOR CARRYOVER           |
| <b>21000023</b>      |              |          |              | <b>\$0.00</b>      |                         |
| 21000024             | 08/07/2020   | mbrown1  | 640          | (\$67.52)          | FOR CARRYOVER           |
|                      | 08/07/2020   | mbrown1  | 324          | \$67.52            | FOR CARRYOVER           |
| <b>21000024</b>      |              |          |              | <b>\$0.00</b>      |                         |
| 21000026             | 08/31/2020   | jmatthew | 650          | \$4,477.17         | YE BUDGET XFER          |
|                      | 08/31/2020   | jmatthew | 750          | \$11,828.75        | YE BUDGET XFER          |
|                      | 08/31/2020   | jmatthew | 811          | \$9,965.25         | YE BUDGET XFER          |
|                      | 08/31/2020   | jmatthew | 121          | \$109,293.71       | YE BUDGET XFER          |
|                      | 08/31/2020   | jmatthew | 123          | \$42,160.10        | YE BUDGET XFER          |
|                      | 08/31/2020   | jmatthew | 230          | \$21,770.07        | YE BUDGET XFER          |
|                      | 08/31/2020   | jmatthew | 441          | \$73,219.96        | YE BUDGET XFER          |
|                      | 08/31/2020   | jmatthew | 322          | \$3,830.90         | YE BUDGET XFER          |
|                      | 08/31/2020   | jmatthew | 390          | \$130,509.85       | YE BUDGET XFER          |
|                      | 08/31/2020   | jmatthew | 811          | \$134.00           | YE BUDGET XFER          |
|                      | 08/31/2020   | jmatthew | 111          | \$41,202.58        | YE BUDGET XFER          |
|                      | 08/31/2020   | jmatthew | 811          | \$16,474.00        | YE BUDGET XFER          |
|                      | 08/31/2020   | jmatthew | 810          | \$830.20           | YE BUDGET XFER          |
|                      | 08/31/2020   | jmatthew | 141          | \$62,418.46        | YE BUDGET XFER          |
|                      | 08/31/2020   | jmatthew | 230          | \$6,596.90         | YE BUDGET XFER          |
|                      | 08/31/2020   | jmatthew | 315          | \$2,674.73         | YE BUDGET XFER          |
|                      | 08/31/2020   | jmatthew | 761          | \$1,453.60         | YE BUDGET XFER          |
|                      | 08/31/2020   | jmatthew | 141          | \$3,474.16         | YE BUDGET XFER          |
|                      | 08/31/2020   | jmatthew | 595          | \$4,353.91         | YE BUDGET XFER          |
|                      | 08/31/2020   | jmatthew | 123          | \$1,483.94         | YE BUDGET XFER          |
|                      | 08/31/2020   | jmatthew | 230          | \$621.40           | YE BUDGET XFER          |
|                      | 08/31/2020   | jmatthew | 550          | \$405.98           | YE BUDGET XFER          |
|                      | 08/31/2020   | jmatthew | 610          | \$6,956.78         | YE BUDGET XFER          |
|                      | 08/31/2020   | jmatthew | 890          | \$105,281.80       | YE BUDGET XFER          |
|                      | 08/31/2020   | jmatthew | 211          | (\$661,418.20)     | YE BUDGET XFER          |
|                      | 08/31/2020   | jmatthew | 211          | \$778,351.06       | YE BUDGET XFER          |
|                      | 08/31/2020   | jmatthew | 211          | \$119,902.80       | YE BUDGET XFER          |
|                      | 08/31/2020   | jmatthew | 211          | \$17,539.87        | YE BUDGET XFER          |
|                      | 08/31/2020   | jmatthew | 211          | \$105,195.48       | YE BUDGET XFER          |
|                      | 08/31/2020   | jmatthew | 211          | \$91,007.51        | YE BUDGET XFER          |
| 08/31/2020           | jmatthew     | 211      | \$190,429.84 | YE BUDGET XFER     |                         |
| 08/31/2020           | jmatthew     | 211      | \$24,543.16  | YE BUDGET XFER     |                         |

## Budget Transfers By Period

| Journal Entry Number | Date Entered | Operator | Account Code | Transaction Amount | Transaction Description   |
|----------------------|--------------|----------|--------------|--------------------|---------------------------|
| 21000026             | 08/31/2020   | jmatthew | 211          | \$184,852.25       | YE BUDGET XFER            |
|                      | 08/31/2020   | jmatthew | 211          | \$6,896.04         | YE BUDGET XFER            |
|                      | 08/31/2020   | jmatthew | 211          | \$38,668.20        | YE BUDGET XFER            |
|                      | 08/31/2020   | jmatthew | 211          | \$62,517.59        | YE BUDGET XFER            |
|                      | 08/31/2020   | jmatthew | 211          | (\$965,464.80)     | YE BUDGET XFER            |
|                      | 08/31/2020   | jmatthew | 216          | (\$575,321.00)     | YE BUDGET XFER            |
|                      | 08/31/2020   | jmatthew | 215          | (\$6,957.00)       | YE BUDGET XFER            |
|                      | 08/31/2020   | jmatthew | 212          | (\$72,161.00)      | YE BUDGET XFER            |
| <b>21000026</b>      |              |          |              | <b>\$0.00</b>      |                           |
| 3                    | 06/30/2020   | mbrown1  | 324          | (\$1,200.00)       | TO COVER FALSE ALARM COST |
|                      | 06/30/2020   | mbrown1  | 810          | \$1,200.00         | TO COVER FALSE ALARM COST |
| <b>3</b>             |              |          |              | <b>\$0.00</b>      |                           |
| 4                    | 06/30/2020   | daron    | 650          | (\$600.00)         |                           |
|                      | 06/30/2020   | daron    | 650          | \$600.00           |                           |
| <b>4</b>             |              |          |              | <b>\$0.00</b>      |                           |
| 5                    | 06/30/2020   | daron    | 650          | (\$2,000.00)       |                           |
|                      | 06/30/2020   | daron    | 650          | \$2,000.00         |                           |
| <b>5</b>             |              |          |              | <b>\$0.00</b>      |                           |